

The logo for FORTFLEX is centered within a white rectangular box. The word "FORTFLEX" is written in a bold, sans-serif font. The letter "O" is replaced by a stylized diamond shape with a vertical line through its center. The letter "T" is colored red, while all other letters are black.

**RACCORDI PER TUBO FLESSIBILE**  
**HOSE FITTINGS**

**F**  **ORTFLEX**

[WWW.FORFITTINGS.IT](http://WWW.FORFITTINGS.IT)



The logo for FORT FLEX features the word "FORT" in a bold, black, sans-serif font. The letter "O" is replaced by a stylized diamond shape with a black outline and a white center. To the right of "FORT", the word "FLEX" is written in a bold, black, sans-serif font. The letter "T" in "FORT" is highlighted in red.

Oleodinamico:

è detto oleodinamico  
un dispositivo azionato  
mediante olio in pressione.  
La FOR si occupa della  
costruzione di raccordi  
e tubazioni flessibili che sono  
parte di questi dispositivi.

*Hydraulic:*

*The term hydraulic is used  
for a device operated  
by oil pressure.  
FOR manufactures  
fittings and hose assembly  
to enable implementation  
of these devices.*

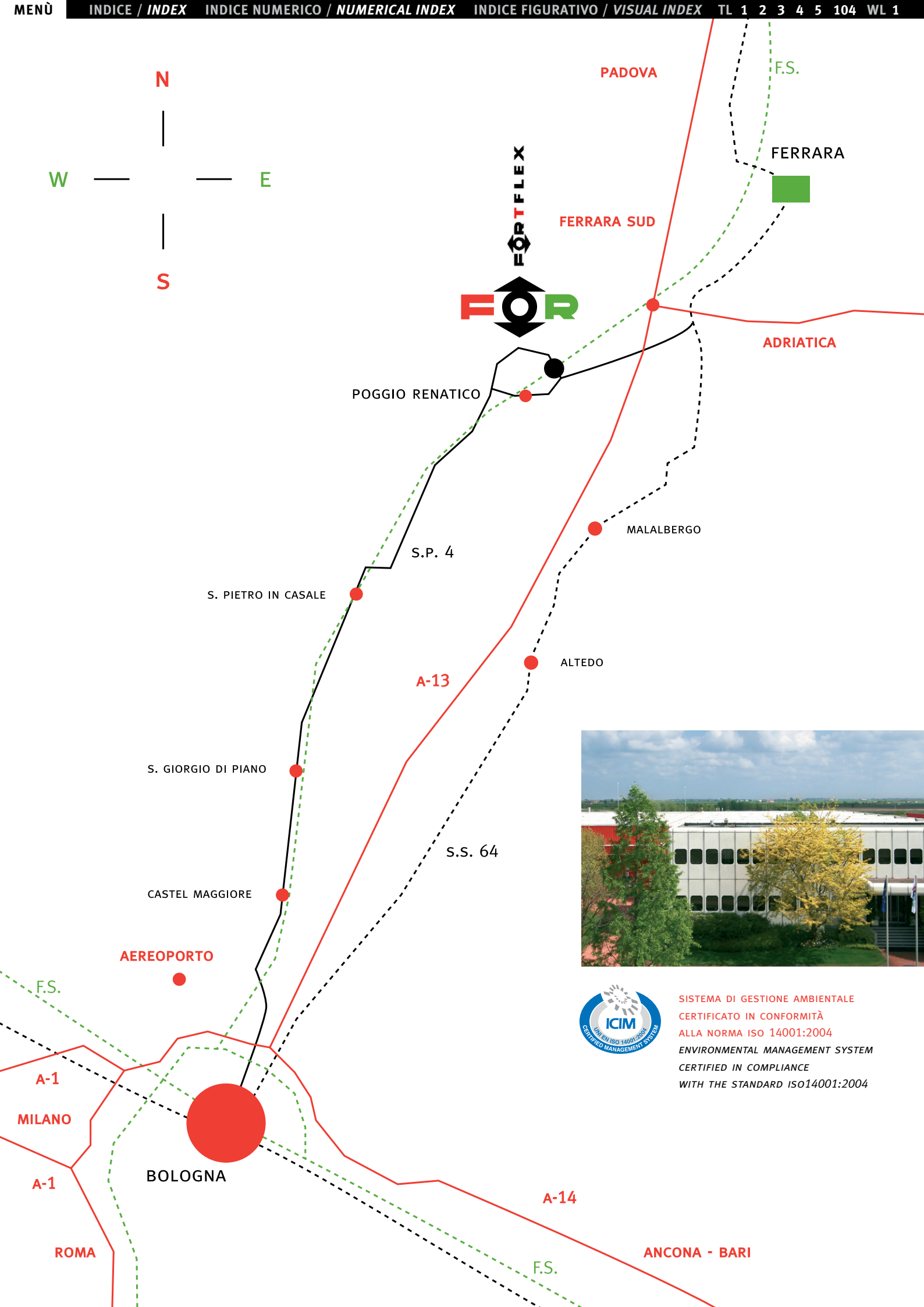
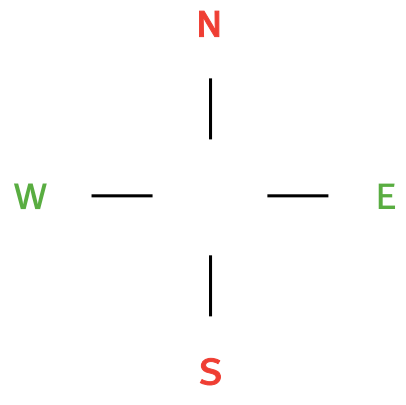
Catalogo / Catalogue N°2 - Rev.7

- 5** INTRODUZIONE  
INTRODUCTION
- 22** PARAMETRI DI SCELTA DEL TUBO  
CHOOSING THE RIGHT HOSE
- 25** SCELTA DEL RACCORDO  
CHOOSING THE FITTINGS
- 29** ACCESSORI  
ACCESSORIES
- 40** RACCORDI SPECIALI  
SPECIAL CONNECTORS
- 41** COME ORDINARE  
ORDERING
- 296** INDICE NUMERICO  
NUMERICAL INDEX

Raccordi / Hose fittings

- 45** SERIE TL/1  
TYPE TL/1
- 67** SERIE TL/2  
TYPE TL/2
- 111** SERIE TL/3  
TYPE TL/3
- 133** SERIE TL/4  
TYPE TL/4
- 173** SERIE TL/5  
TYPE TL/5
- 217** SERIE TL/104  
TYPE TL/104
- 263** SERIE WL/1  
TYPE WL/1

**INDICE**  
**INDEX**



SISTEMA DI GESTIONE AMBIENTALE  
CERTIFICATO IN CONFORMITÀ  
ALLA NORMA ISO 14001:2004  
ENVIRONMENTAL MANAGEMENT SYSTEM  
CERTIFIED IN COMPLIANCE  
WITH THE STANDARD ISO14001:2004

## INTRODUZIONE / INTRODUCTION

FOR produce raccordi oleodinamici, raccordi per tubo flessibile e tubi flessibili raccordati.

Nasce nel 1960 come distaccamento della Borghi, azienda operante nello stesso settore. Nel corso degli anni FOR ha acquisito, rispetto alla casa madre, una totale indipendenza, affermatasi, nel 1979 come entità autonoma. Attualmente si colloca tra le aziende leader in Italia e all'estero.

FOR si distingue per le sapienti soluzioni architettoniche degli edifici e del verde nonostante si sviluppi su 23.500 mq. di cui 13.500 mq. coperti. Parte di questa superficie coperta ospita la divisione FOR-T-FLEX che si occupa dell'assemblaggio delle tubazioni flessibili.

*FOR manufactures fluid power connectors and hose assemblies.*

*It was established in 1960 as a Borghi branch operating in the same sector.*

*Along the years FOR has gained full independence from its mother company becoming autonomous company. Nowadays FOR rank among the leaders in Italy and abroad.*

*FOR immersed harmoniously in the surrounding, and is well distinguished for its architectural solutions and green landscape although it develops over 23.500 square meters of roofed area and additional 13.500 square meters of uncovered surface. Part of this area houses the FOR-T-FLEX department which is dedicated to flexible hoses.*



SISTEMA DI GESTIONE DELLA QUALITÀ  
CERTIFICATO IN CONFORMITÀ ALLE NORME  
ISO 9001:2008 E ISO/TS 16949:2009  
QUALITY MANAGEMENT SYSTEM CERTIFIED  
IN COMPLIANCE WITH THE STANDARDS  
ISO 9001:2008 AND ISO/TS 16949:2009




SISTEMA DI GESTIONE SALUTE E SICUREZZA  
SUL LAVORO CERTIFICATO IN CONFORMITÀ  
ALLA NORMA OHSAS 18001:2007  
HEALT AND SAFETY MANAGEMENT SYSTEM  
CERTIFIED IN COMPLIANCE WITH THE STANDARD  
OHSAS 18001:2007

## FLUSSO DI LAVORO

### WORK FLOW

Ogni sforzo della FOR è rivolto in questa direzione: anticipatrice di una concezione produttiva tesa al rispetto dei lavoratori e dell'ambiente, l'azienda si è imposta regole di comportamento tali da precorrere le attuali norme di infortunistica, inquinamento, salvaguardia ambientale, a cui oggi è, ovviamente, e senza alcuno sforzo, allineata. Efficacemente inserita nel territorio circostante, FOR si distingue per le sapienti soluzioni architettoniche degli edifici e del verde nonostante si sviluppi su 11.500 mq. di superficie coperta, con altri 12.000 mq. di superficie scoperta.

*All FOR efforts are aimed to meet workers as well as environment objectives. FOR has set to itself behaviours such to anticipate the present safety rules, antipollution laws, environment protection whose compliance, today, is easily met. FOR immersed harmoniously in the surrounding, and is well distinguished for its architectural solutions and green landscape although it develops over 11.500 square meters of roofed area and additional 12.000 square meters of uncovered surface.*







8



7



6



5



**FLUSSO DI LAVORO**

- 1 magazzino materie prime
- 2 lavorazione meccanica
- 3 zincatura
- 4 taglio tubo
- 5 magazzino componenti
- 6 preparazione tubo
- 7 graffatura manuale
- 8 graffatura automatica

**WORK FLOW**

- 1 raw materials warehouse
- 2 mechanical machining
- 3 zinc plating
- 4 automatic hose cutting
- 5 components warehouse
- 6 hose preparation
- 7 manual crimping
- 8 automatic crimping




**SUPERFICIE 17.000 MQ**  
 spazio coperto 6.000 mq  
 spazio aperto 11.000 mq

**SURFACE 17.000 MQ**  
 covered area 6.000 mq  
 uncovered area 11.000 mq

TECNOLOGIE  
TECHNOLOGY




Magazzino automatico tubi/raccordi  
*Automatic warehouse hose/fitings*





Centro assemblaggio tubo automatico  
*Automatic hose assembly equipment*



Marcatura automatica boccole  
*Automatic sleeve marking*



## QUALITÀ, RICERCA, INNOVAZIONE QUALITY, RESEARCH, INNOVATION



Qualità, ricerca, innovazione, ottimizzazione delle risorse umane, flessibilità e capacità di reazione nonché stimolo al mercato, sono alcune delle caratteristiche che fanno della FOR un'azienda proiettata verso le sfide future. Il ciclo di produzione osserva criteri rivolti al raggiungimento della massima qualità fin dai magazzini. Da qui le materie prime passano alle lavorazioni meccaniche attuate con le più moderne tecnologie.

*Quality, research, innovation, improvement of its human resources, flexibility and reactive capabilities are some of the characteristics making FOR a company projected toward future challenges. The manufacturing process follows criteria aimed to meet maximum quality starting from the warehouse. From here the raw materials are processed through the most modern technologies.*





1



2


3

1 Banchi ad impulsi / *Impulse Test facilities*

2 Laboratorio metrologico / *Metrological laboratory*

3 Laboratorio chimico - Camera nebbia salina / *Chemical laboratory - Salt spray test*

## ORGANIZZAZIONE ORGANIZATION



1

L'attenzione che FOR dedica ai prodotti è riscontrabile nella cura che presta al particolare in ogni momento del ciclo produttivo. Partecipazione a meeting sullo sviluppo dell'oleodinamica e certificazioni internazionali confermano ancor più l'alto livello di qualità della FOR.



3

*The care FOR offers to the products can be proved by the attention paid by FOR to details in any moment of the productive cycle. Participation to fluid power seminar for hydraulic development and international certifications additionally confirm FOR high quality.*



2



4



5



6

- 1 Uffici Commerciali / *Commercial offices* 2 Ufficio tecnico / *Engineering department*  
 3 Ufficio amministrativo / *Administration department* 4 Ricezione / *Reception*  
 5 Ingresso / *Entrance* 6 Sala riunioni / *Meeting room*



1



2



3



# PRODUZIONE PRODUCTION




4

- 1 Panoramica reparto produzione / *Overview production department*
- 2 Vista interna magazzino automatico / *Internal view automatic warehouse*
- 3 Reparto produzione / *Production department*
- 4 Magazzino prodotti finiti / *Finished products warehouse*

Graffatura ed assemblaggio tubo realizzato con know-how interno, sottoposto a controlli di processo utilizzando standard qualitativi pari a quelli dei raccordi.

*Hose crimping and assembly manufactured based on in house know-how following the same process control plan provided for the connectors.*

1



2




3

PRODUZIONE  
PRODUCTION



- 1 Taglio tubo / *Hose Cutting*
- 2 Marcatura Automatica / *Automatic Marking*
- 3 Spellatura / *Skiving*
- 4 Graffatura Manuale / *Manual Crimping*



Un flussaggio e le verifiche sistematiche garantiscono il controllo del grado di contaminazione interna del prodotto. Protezioni interne ed esterne, realizzate mediante applicazioni di tappi alle estremità dei tubi, e successiva sigillatura della tubazione entro pellicola di polietilene, preservano il prodotto fino all'installazione. Le prove qualitative pianificate attestanti il livello di qualità raggiunto, possono essere del tipo a pressione pulsante, prove di scoppio, ed a richiesta e per lotti definiti la FOR offre la prova a pressione statica sulle singole tubazioni.

*Flushing and systematic monitoring eliminate internal product contamination. The product is protected internally and externally with plugs at both ends and sealed in a protective polyethylene film. Planned integrated quality testing including impulse test, burst test and, on request for determined batches, static pressure testing on individual hoses, insures that the products meets quality standard.*

## FLUSSAGGIO E LABORATORIO FLUSHING E LABORATORY



Banco di flussaggio e prova pressione / *Flushing and proof pressure bench*  
Laboratorio chimico / *Chemical laboratory*



## CONFEZIONAMENTO PACKAGING

Pallettizzazione delle scatole  
per trasporti via terra  
Peso max. 1000 Kg.

*Road or rail pallet system  
max. gross weight 1000 Kg.*



Pallettizzazione delle scatole  
per trasporti via mare  
Peso max. 1000 Kg.

*Sea freight shipment  
max. gross weight 1000 Kg.*



Tutti i raccordi oleodinamici di nostra produzione sono realizzati da barre trafilate controllate (raccordi dritti e dadi) forgiati (raccordi sagomati) in acciaio. Tutti i raccordi oleodinamici, ad eccezione di quelli destinati ad operazioni di saldatura, sono sottoposti ad un trattamento di zincatura superficiale esente da cromo esavalente in accordo le direttive europea 2000/53/ce, secondo gli standard previsti dalle specifiche ASTM-B-117 e ISO 9227, che garantisce una resistenza di oltre 400 ore all'ossidazione bianca in nebbia salina. Le parti filettate vengono protette mediante appositi tappi di plastica che garantiscono il mantenimento di un elevato grado di pulizia interno

*Connectors are normally made of steel and obtained from machining of controlled bar-stock (straight connectors nuts) or by hot or cold forming (shaped connectors sleeves). All connectors, excepted those to be welded, will go through a Hexavalent Chrome free zinc plating surface treatment, according to european directive 2000/53/CE. We guarantee a resistance to white corrosion of over 400 hours in salt spray test, according to standard ASTM-B-117 and ISO 9227. All threads are shock protected with plastic caps or plugs.*



## TUBI FERRO/GOMMA COMPOSITE STEEL/FLEX HOSES



L'impiego di tubazioni ferro-gomma offre il vantaggio della riduzione del numero di tubazioni e raccordi, che compongono l'impianto. Tale soluzione garantisce tempi minori di montaggio, minor numero di connessioni e maggiore garanzia di tenuta.

*Using tube-hose assembly, endorses the advantage of reduced number of conduits and connectors of the hydraulics system. This solution guarantees less assembly time, less connections and higher seal guarantee.*

## PARAMETRI DI SCELTA DEL TUBO CHOOSING THE RIGHT HOSE

	Portata	<i>Capacity</i>
	Tipo di fluido	<i>Fluid type</i>
	Raggio di curvatura minimo	<i>Minimum bend radius</i>
	Temperatura ambiente min./max.	<i>Min./max. ambient temperature</i>
	Temperatura di esercizio	<i>Working temperature</i>
	Pressione di esercizio	<i>Working pressure</i>



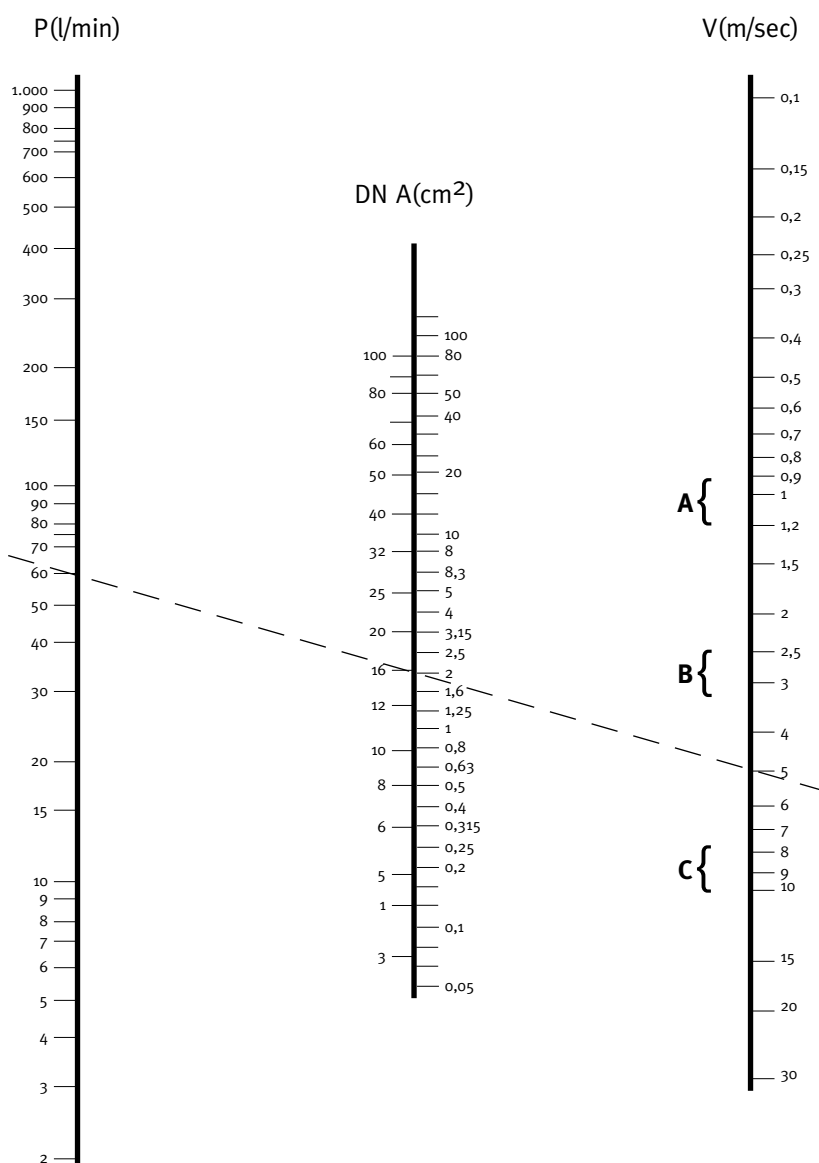
# DETERMINAZIONE DEL DIAMETRO INTERNO HOW TO DETERMINE I.D. OF HOSE

## DETERMINAZIONE DEL DIAMETRO INTERNO (DN) DEI TUBI FLESSIBILI

Normogramma di correlazione dell'andamento della portata in funzione della velocità per la determinazione del valore nominale.

### HOW TO DETERMINE THE INTERNAL DIAMETER (I.D.) OF HOSES.

Chart indicating flow rate and velocity from which to determine nominal size.



**ESEMPIO:**  
data la portata del fluido  
P= 60 l/min e velocità del flusso  
V= 5 m/sec il DN trovato: DN= 16.  
Le resistenze al flusso  
non sono qui considerate.

**EXAMPLE:**  
given a flow rate of P= 60 l/min and  
a velocity V= 5 m/sec the nominal  
size will be I.D.: DN=16. Resistances  
to flow are not considered.

**PORTATA**  
Delivery | P= 60 l/min

**VELOCITÀ DEL FLUSSO**  
Flow velocity | V= 5 m/sec


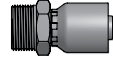
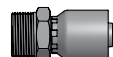

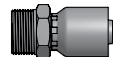
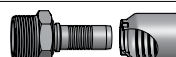
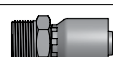

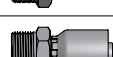

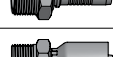







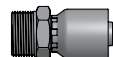

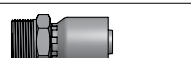




**DIAMETRO NOMINALE**  
ND | DN= 16

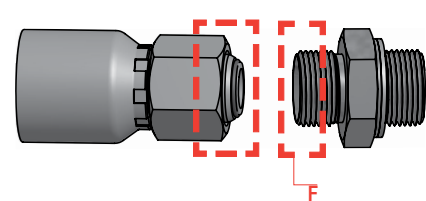
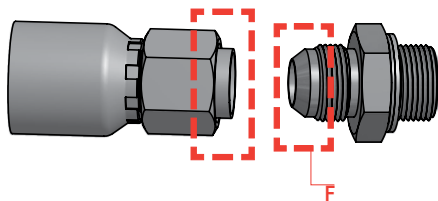
## SCelta DEL TUBO / PRESSIONI DI ESERCIZIO MAX. (BAR)

### CHOICE OF HOSE / WORKING PRESSURE MAX. (BAR)

TIPO TUBO FLEX HOSE TYPE	NORMA RIFERIMENTO STANDARD REFERENCE	DN										
		5	6	8	10	12	16	20	25	32	40	50
		3/16	1/4	5/16	3/8	1/2	5/8	3/4	1"	1"1/4	1"1/2	2"
RINFORZO TRECCIA TESSILE TEXTILE BRAIDED	ISO 4079 2TE	80	75	68	63	58	50	45	40	40	30	—
	ISO 4079 3TE	160	145	130	110	93	80	70	55	45	40	33
RINFORZO TRECCIA ACCIAIO STEEL WIRE BRAIDED	ISO 1436 1SN SAE100 R1AT	250	225	215	180	160	130	105	88	63	50	40
	ISO 1436 2SN SAE100 R2AT	415	400	350	330	275	250	215	165	125	90	80
	ISO 11237 1SC	—	225	215	180	160	130	105	88	63	50	40
	ISO 11237 2SC	—	400	350	330	275	250	215	165	125	100	90
	ISO 11237 R16S SAE100 R16	—	350	297	280	245	210	210	140	—	—	—
	ISO 11237 R17 SAE100 R17	—	210	210	210	210	210	210	210	—	—	—
RINFORZO SPIRALE ACCIAIO STEEL WIRE SPIRAL	ISO 3862 4SP	—	485	—	450	420	380	380	320	—	—	—
	ISO 3862 4SH	—	—	—	—	—	—	420	385	350	300	250
	ISO 3862 R12 SAE100 R12	—	—	—	280	280	280	280	280	210	175	175
	ISO 3862 R13 SAE100 R13	—	—	—	—	—	—	350	350	350	350	350
	ISO 3862 R15 SAE100 R15	—	—	—	420	420	420	420	420	420	420	420
TERMOPLASTICO THERMOPLASTIC	ISO 3949 R7 SAE100 R7	207	190	172	155	138	—	—	—	—	—	—
	ISO 3949 R8 SAE100 R8	345	345	350	276	241	—	—	—	—	—	—

## SCelta DEL RACCORDO CHOICE OF FITTINGS

TIPO TUBO IDRAULICO HYDRAULIC HOSES	NORMA RIF. STD. REFERENCE	SERIE RACCORDI FITTINGS SERIES	TIPO GRAFFATURA CRIMPING TYPE	RICERCA VISUALE VISUAL SERCH	RIF. PAG. REF. PAGE
 <p>RINFORZO TRECCIA TESSILE TEXTILE BRAIDED</p>	ISO 4079 2TE	TL/1	PREGRAFFATO PRE-CRIMPED		45
	ISO 4079 3TE	TL/1	PREGRAFFATO PRE-CRIMPED		45
 <p>RINFORZO TRECCIA ACCIAIO STEEL WIRE BRAIDED</p>	ISO 1436 1SN SAE100 R1AT	TL/2	PREGRAFFATO PRE-CRIMPED		67
	ISO 1436 1SN SAE100 R1AT	TL/104	2 PEZZI 2 PIECES		217
	ISO 1436 2SN SAE100 R2AT	TL/2	PREGRAFFATO PRE-CRIMPED		67
	ISO 1436 2SN SAE100 R2AT	TL/104	2 PEZZI 2 PIECES		217
	ISO 11237 1SC	TL/5	PREGRAFFATO PRE-CRIMPED		173
	ISO 11237 1SC	TL/104	2 PEZZI 2 PIECES		217
	ISO 11237 2SC	TL/5	PREGRAFFATO PRE-CRIMPED		173
	ISO 11237 2SC	TL/104	2 PEZZI 2 PIECES		217
	ISO 11237 R16S SAE100 R16	TL/5	PREGRAFFATO PRE-CRIMPED		173
	ISO 11237 R16S SAE100 R16	TL/104	2 PEZZI 2 PIECES		217
	ISO 11237 R17 SAE100 R17	TL/5	PREGRAFFATO PRE-CRIMPED		173
	ISO 11237 R17 SAE100 R17	TL/104	2 PEZZI 2 PIECES		217
 <p>TERMOPLASTICO THERMOPLASTIC</p>	ISO 3949 R7SAE100 R7	TL/3	PREGRAFFATO- PRE-CRIMPED		111
	ISO 3949 R8SAE100 R8	TL/3	PREGRAFFATO- PRE-CRIMPED		111
 <p>RINFORZO SPIRALE ACCIAIO STEEL WIRE SPIRAL</p>	ISO 3862 4SP	TL/4	2 PEZZI 2 PIECES		133
	ISO 3862 4SH	WL/1	2 PEZZI 2 PIECES		263
	ISO 3862 R12 SAE100 R12	TL/4	2 PEZZI 2 PIECES		133
	ISO 3862 R13 SAE100 R13	WL/1	2 PEZZI 2 PIECES		263
	ISO 3862 R15 SAE100 R15	WL/1	2 PEZZI 2 PIECES		263



JIC 37°  
ISO 8434-2  
SAE J 1453



UNF-UN

MIN/MAX

BAR

7/16-20	15 - 18	450
1/2-20	19 - 25	416
9/16-18	24 - 31	350
3/4-16	49 - 60	350
7/8-14	77 - 85	330
1"1/16-12	107 - 115	320
1"3/16-12	118 - 130	315
1"5/16-12	147 - 170	290
1"5/8-12	200 - 240	250
1"7/8-12	240 - 300	250

BSPP  
ISO 8434-6  
BSP 5200



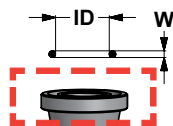
GAS CIL.BSPP

MIN/MAX

BAR

1/8	12 - 14	350
1/4	20 - 25	400
3/8	35 - 40	400
1/2	50 - 60	350
5/8	60 - 70	350
3/4	90 - 110	350
1"	120 - 140	300
1"1/4	190 - 220	250
1"1/2	240 - 270	250

SAE COD 61-62



MEDIA PRESSIONE  
AVERAGE PRESSURE  
SAE 3000 PSI




ALTA PRESSIONE  
HIGH PRESSURE  
SAE 6000 PSI



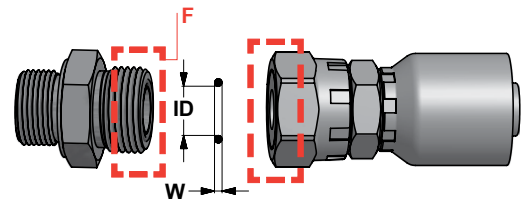
O.RING




	BAR	RIF.	ID MM	W MM
1/2	345	0-35186	18,64	3,53
3/4	345	0-35250	24,99	3,53
1"	345	0-35329	32,92	3,53
1"1/4	276	0-35377	37,69	3,53
1"1/2	207	0-35472	47,22	3,53
2"	207	0-35567	56,74	3,53
1/2	414	0-35186	18,64	3,53
3/4	414	0-35250	24,99	3,53
1"	414	0-35329	32,92	3,53
1"1/4	414	0-35377	37,69	3,53
1"1/2	414	0-35472	47,22	3,53
2"	414	0-35567	56,74	3,53

## SCelta DEL RACCORDO CHOICE OF FITTINGS

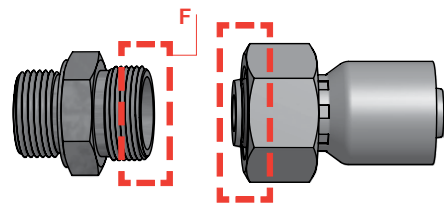
 <b>F</b> UNF-UN	 <b>N.m</b> MIN/MAX	 BAR	O.RING		
			RIF.	ID MM	W MM
9/16-18	25 - 28	630	0-18076	7,66	1,78
11/16-16	40 - 44	630	0-18092	9,25	1,78
13/16-16	55 - 62	420	0-18124	12,42	1,78
1"-14	80 - 90	420	0-18156	15,60	1,78
1"3/16-12	120 - 130	420	0-18187	18,77	1,78
1"7/16-12	150 - 170	420	0-18235	23,52	1,78
1" 11/16-12	180 - 200	350	0-18298	29,87	1,78
2"-12	220 - 260	350	0-18378	37,82	1,78

**ORFS**  
ISO 8434-3  
SAE J 1453



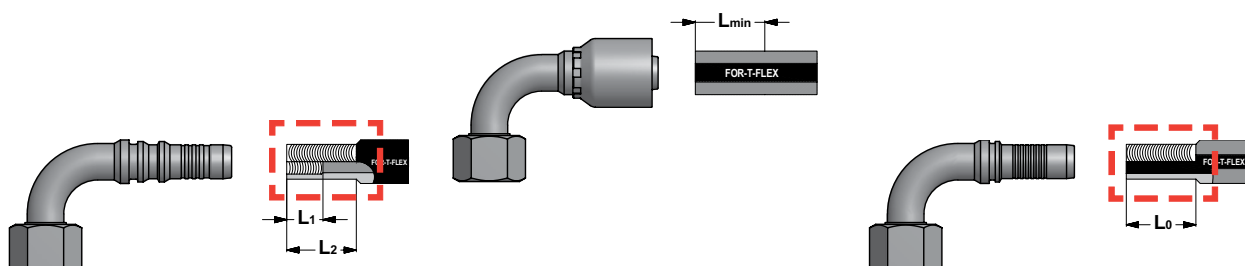
	 <b>F</b> UNF-UN	 <b>N.m</b> MIN/MAX	 BAR	O.RING		
				RIF.	ID MM	W MM
SERIE LEGGERA (L) LIGHT SERIES (L)	12 x 1,5	13 - 15	315	0-15040	4,9	1,5
	14 x 1,5	15 - 18	315	0-15060	6,0	1,5
	16 x 1,5	25 - 28	315	0-15075	7,5	1,5
	18 x 1,5	27 - 30	315	0-15090	9,0	1,5
	22 x 1,5	50 - 60	315	0-20120	12,0	2
	26 x 1,5	60 - 75	315	0-20150	15,0	2
	30 x 2	85 - 105	250	0-20200	20,0	2
	36 x 2	120 - 140	160	0-20260	26,0	2
	45 x 2	170 - 190	160	0-25320	32,0	2,5
	52 x 2	190 - 230	160	0-25380	38,0	2,5
SERIE PESANTE (S) HEAVY SERIES (S)	14 x 1,5	14 - 16	630	0-15040	4,0	1,5
	16 x 1,5	25 - 28	630	0-15060	6,0	1,5
	18 x 1,5	27 - 30	630	0-15075	7,5	1,5
	20 x 1,5	43 - 54	630	0-15090	9,0	1,5
	22 x 1,5	50 - 62	630	0-20100	10,0	2
	24 x 1,5	60 - 75	400	0-20140	12,0	2
	30 x 2	90 - 110	400	0-24163	16,3	2,4
	36 x 2	125 - 145	400	0-24203	20,3	2,4
	42 x 2	170 - 190	400	0-24253	25,3	2,4
	52 x 2	200 - 245	315	0-24333	33,3	2,4

**DIN 20078 L-S**  
ISO 8434-3  
DIN 3861



# PREPARAZIONE DEL TUBO

## HOSE PREPARATION



### SERIE - SERIES WL/1

Pelare internamente ed esternamente i tubi per lunghezze  $L_0$  ed  $L_1$  definite a tabella fino a scoprire, senza danneggiare, la prima e l'ultima spirale.

Montare la boccola specifica sul tubo e spingere lo stesso a fondo sul raccordo finché alla bussola non sia permesso alcun scorrimento assiale lungo il tubo. In caso contrario, l'assemblaggio è da considerarsi critico. Le lunghezze di pelatura  $L_0$  e  $L_1$  e i diametri di pressatura delle bussole sono riportati su apposite tabelle fornite, a richiesta, dal nostro Ufficio Tecnico.

*Skive the hose inside and outside for the lengths  $L_0$  and  $L_1$  (see table) until the first and last reinforcement are visible (take care not to damage the hose). Fit the appropriate ferrule on the hose and slide it down until it is snug against the fitting. If this is not possible, the assembly must be considered incomplete. The skiving lengths  $L_0$  and  $L_1$  and the fitting diameter of the ferrules are given in the technical sheets (available on request from our Technical Department).*

### SERIE - SERIES TL/1 TL/2 TL/3 TL/5 TL/104

I tubi non devono essere pelati. Durante il montaggio assicurarsi che l'inserimento del tubo sul raccordo avvenga per una lunghezza  $L_{min}$  pari ad almeno il tratto rettilineo misurabile sull'esterno boccola in caso contrario l'assemblaggio è da considerarsi critico. I diametri di pressatura delle bussole sono riportati su apposite tabelle fornite a richiesta dal nostro Ufficio Tecnico.

*Do not skive the hoses. Make sure that the hose slides onto the fitting for a minimum length of  $L$ , equal to at least the straight section measured on the outside of the ferrule, otherwise the assembly must be considered incomplete. The fitting diameter of the ferrules are given in the technical sheets (available on request from our Technical Department).*

### SERIE - SERIES TL/4

Pelare esternamente i tubi per una lunghezza  $L_0$  definita a tabella fino a scoprire, senza danneggiare, la spirale metallica. Montare apposita boccola sul tubo e spingere lo stesso a fondo sul raccordo fino che alla boccola non sia permesso alcuno scorrimento assiale lungo il tubo. In caso contrario l'assemblaggio è da considerarsi critico. Le lunghezze di pelatura  $L_0$  e i diametri di pressatura delle boccole sono riportati su apposite tabelle fornite, a richiesta, dal nostro Ufficio Tecnico.

*Skive the outside of the hose for the length  $L_0$  to uncover the metal reinforcement (take care not to damage the hose). Fit the appropriate ferrule on the tube and slide it down until it is snug against the fitting. If this is not possible, the assembly must be considered incomplete. The skiving length  $L_0$  and the fitting diameter of the ferrules are given in the technical sheets (available on request from our Technical Department).*

ACCESSORI  
ACCESSORIES

Guaina protettiva in PVC nero *Protective black pvc sleeve*

---

Guaina protettiva in poliuretano nero *Protective black polyurethane sleeve*

---

Guaina protettiva in tessuto *Protective textile sleeve*

---

Molla protettiva in polipropilene *Protective Polypropylene springs*

---

Molla metallica a sezione tonda *Metal spring sleeve*

---

Guaina metallica a sezione piatta *Flat section metal sleeve*

---

Semiflanguia SAE *SAE half-flange*

**ACCESSORI /** PROTEZIONE PVC GFX144  
**ACCESSORIES /** GFX144 PVC PROTECTION

**GUAINA PROTETTIVA IN PVC NERO**



Per ordinare: REF. + L mm

ES: GFX1444650

**PROTECTIVE BLACK PVC SLEEVE**

To order: REF. + L mm

EX: GFX1444650

REF.		
	MM	MM
GFX144/16	16	1
GFX144/20	20	1
GFX144/24	24	1
GFX144/26	26	1
GFX144/29	29	1
GFX144/31	31	1
GFX144/33	33	1
GFX144/36	36	1
GFX144/42	42	1
GFX144/45	45	1



-40°C +100°C  
 -40°F +212°F



**PROTEZIONE POLIURETANO GFX155 / ACCESSORI**  
**GFX155 POLYURETHANE PROTECTION / ACCESSORIES**

**GUAINA PROTETTIVA IN POLIURETANO NERO**

Per ordinare: REF. + L mm

ES: GFX1554650

**PROTECTIVE BLACK POLYURETHANE SLEEVE**

To order: REF. + L mm

EX: GFX1554650





REF.	MM	MM
GFX155/14	14	0,5
GFX155/16	16	0,5
GFX155/18	18	0,5
GFX155/20	20	0,5
GFX155/23	23	0,5
GFX155/26	26	0,5
GFX155/29	29	0,5
GFX155/36	36	1
GFX155/42	42	1
GFX155/45	45	1

-40°C +100°C  
 -40°F +212°F



**ACCESSORI /** PROTEZIONE TESSUTO GFX166  
**ACCESSORIES /** GFX166 TEXTILE PROTECTION

REF.		
	MM	MM
GFX166/17	17	0,9
GFX166/20	20	0,9
GFX166/23	23	0,9
GFX166/25	25	0,9
GFX166/27	27	0,9
GFX166/31	31	0,9
GFX166/33	33	0,9
GFX166/36	36	0,9
GFX166/40	40	0,9
GFX166/43	43	0,9
GFX166/47	47	0,9
GFX166/53	53	0,9
GFX166/55	55	0,9
GFX166/60	60	0,9
GFX166/66	66	0,9
GFX166/85	85	0,9

**GUAINA PROTETTIVA IN TESSUTO**


Per ordinare: ref. + L mm

ES: GFX1664650

**PROTECTIVE TEXTILE SLEEVE**

To order: REF. + L mm

EX: GFX1664650



-40°C +100°C

-40°F +212°F

PROTEZIONE GFX111 POLIPROPILENE / ACCESSORI  
 PROTECTIVE GFX111 POLYPROPYLENE / ACCESSORIES

**MOLLA PROTETTIVA IN POLIPROPILENE**


Per ordinare: ref. + L mm

ES: GFX 1114650

**PROTECTIVE POLYPROPYLENE SPRING**

To order: REF. + L mm

EX:GFX1114650



REF.	MM
GFX111/12	12
GFX111/16	16
GFX111/19	19
GFX111/22	22
GFX111/25	25
GFX111/35	35
GFX111/45	45

-40°C +100°C  
 -40°F +212°F



ACCESSORI / MOLLA METALLICA A SEZIONE TONDA GFX023 / GFX045 / GFX067

ACCESSORIES / METAL SPRING SLEEVE GFX023 / GFX045 / GFX067

**MOLLA METALLICA A SEZIONE TONDA**

Per ordinare: REF. +  $\ominus$  + L mm

ES: GFX023204560

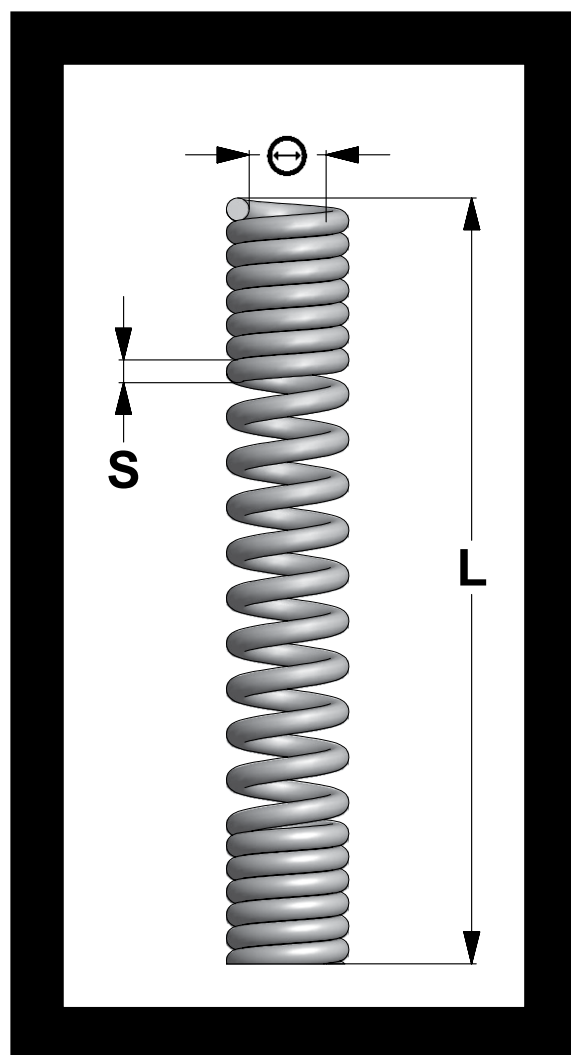
**METAL SPRING SLEEVE**

To order: REF. +  $\ominus$  + L mm

EX: GFX023204560

REF.	MM
GFX023	1,6
GFX045	2,2
GFX067	2,6

S



PROTEZIONE METALLICA A SEZIONE PIATTA GFX034 /GFX056 / ACCESSORI

FLAT SECTION METAL SLEEVE GFX034 /GFX056 / ACCESSORIES

**GUAINA METALLICA A SEZIONE PIATTA**

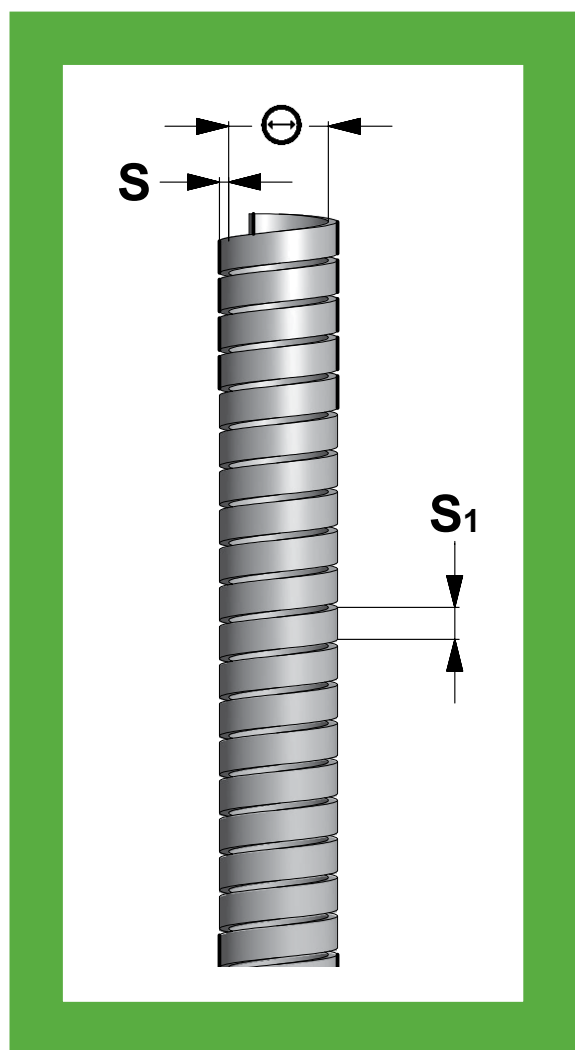
Per ordinare: REF. + L mm

ES: GFX0344650

**FLAT SECTION METAL SLEEVE**

To order: REF. + L mm

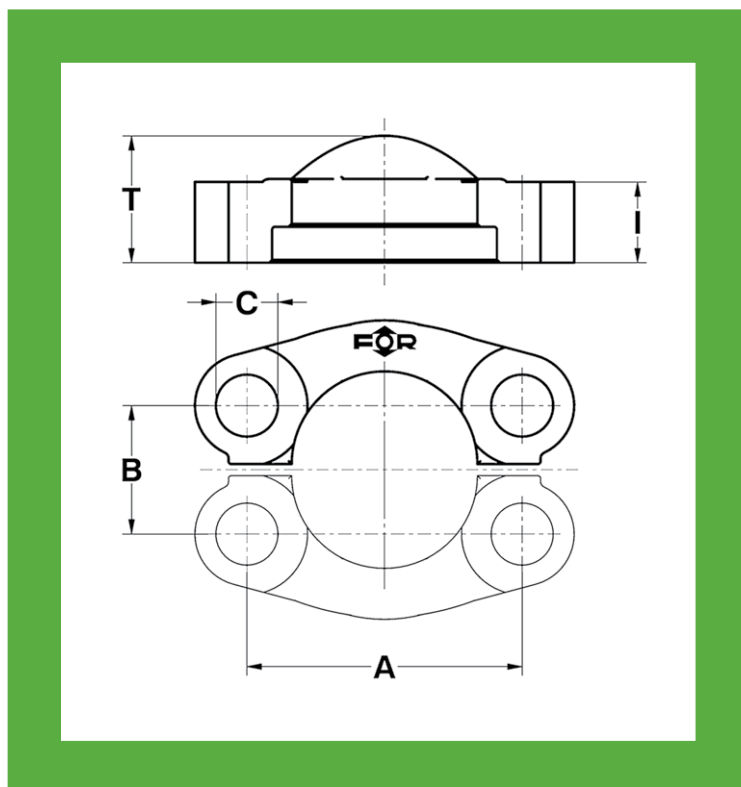
EX:GFX0344650




REF.	MM	S <sub>1</sub>	S
GFX034/13	13	7	0,8
GFX034/15	15	7	0,8
GFX034/17	17	7	0,8
GFX034/19	19	7	0,8
GFX034/21	21	7	0,8
GFX034/23	23	7	0,8
GFX034/26	26	7	0,8
GFX034/29	29	7	0,8
GFX056/29	29	13	1
GFX056/31	34	13	1
GFX056/34	34	13	1
GFX056/41	41	13	1
GFX056/49	49	13	1
GFX056/51	51	13	1
GFX056/54	54	13	1
GFX056/60	60	13	1
GFX056/68	68	13	1

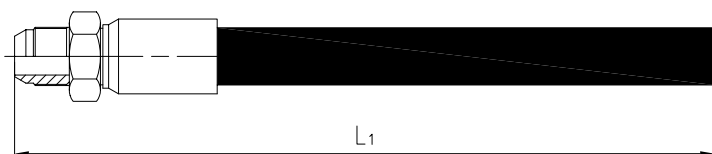
**ACCESSORI / SEMILFANGE SAE**  
**ACCESSORIES / SAE HALF-FLANGE**

**SEMILFANGIA SAE**  
**SAE HALF-FLANGE**



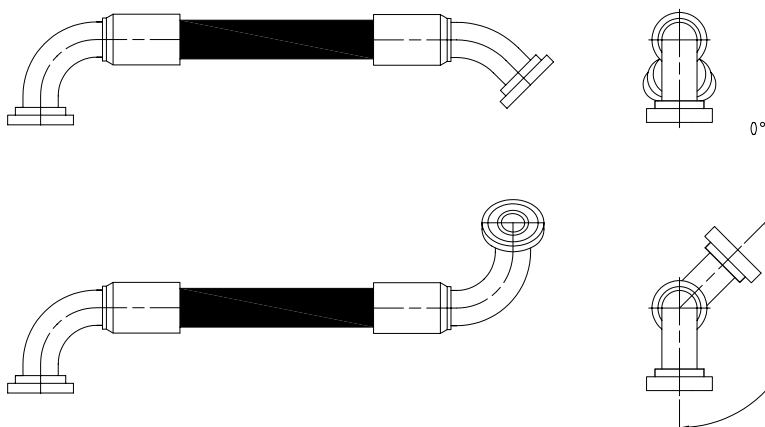
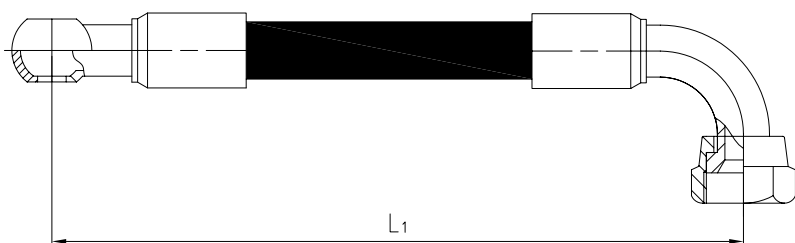
		REF.	A	B	C	I	T
<b>MEDIA PRESSIONE</b> <b>AVERAGE PRESSURE</b> <b>SAE 3000 PSI</b>	1/2	A401007-12	38,10	17,48	9	13	19
	3/4	A401007-19	47,63	22,23	11	14	22
	1"	A401007-25	52,37	26,19	11	16	24
	1" 1/4	A401007-32	58,72	30,18	11,5	14	22
	1" 1/2	A401007-38	69,85	35,71	13,5	16	25
	2"	A401007-51	77,77	42,88	13,5	16	26
<b>ALTA PRESSIONE</b> <b>HIGH PRESSURE</b> <b>SAE 6000 PSI</b>	1/2	A401502-12	40,49	18,24	9	16	22
	3/4	A401502-19	50,80	23,80	11	19	28
	1"	A401502-25	57,15	27,76	13	24	33
	1" 1/4	A401502-32	66,68	31,75	15	27	38
	1" 1/2	A401502-38	79,38	36,50	17	30	43
	2"	A401502-51	96,82	44,45	21	37	53

## COME MISURARE LA LUNGHEZZA E ROTAZIONE DELL'ASSEMBLATO HOW TO MEASURE THE LENGTH AND ORIENTATION OF THE ASSEMBLY



**COME MISURARE LA LUNGHEZZA DELL'ASSEMBLATO**

**MEASURING THE LENGTH OF THE ASSEMBLY**



**COME MISURARE L'ANGOLO DI ROTAZIONE**

posizionare il raccordo più vicino a voi con l'estremità rivolta verso il basso, quindi misurate in senso antiorario l'angolo formatosi con il secondo raccordo come rappresentato in figura.

**MEASURING THE ANGLE OF ORIENTATION**

Position the first fitting with the end downwards, then measure the angle with the second fitting in the counterclockwise direction (see picture).

## SUGGERIMENTI PER L'INSTALLAZIONE

### INSTALLATION RECOMMENDATION

#### **SUGGERIMENTI PER L'INSTALLAZIONE**

È importante che i flessibili siano installati correttamente. Di seguito vedremo alcuni suggerimenti per evitare di incorrere negli errori più comuni:

---

Definire lunghezze totali che prevedano variazioni di lunghezza derivanti dall'aumento di volume sul tubo al variare della pressione di esercizio

---

Rispettare il raggio minimo di curvatura

---

Evitare torsioni permanenti del tubo

---

Determinare la lunghezza di quei tubi sottoposti a flessione in modo che venga rispettato il raggio min. di curvatura

---

Proteggere i tubi con materiali appropriati (vedi accessori)

#### **INSTALLATION RECCOMENDATION**

*It is important that hoses are fitted correctly.*

*Common mistakes can be avoided by following these few simple rules:*

---

*When selecting overall lengths, allow for volume increase occurring with variation in operating pressure*

---

*Observe the specific minimum bend radius*

---

*Make certain the hose is not twisted when tightened*

---

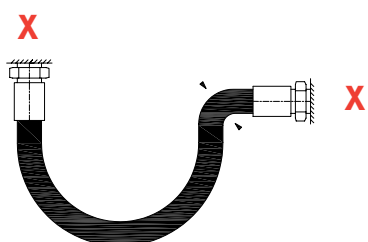
*Where hoses are flexed during operation, select the length to ensure the minimum bend radius is not exceeded*

---

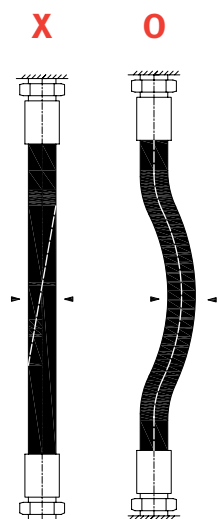
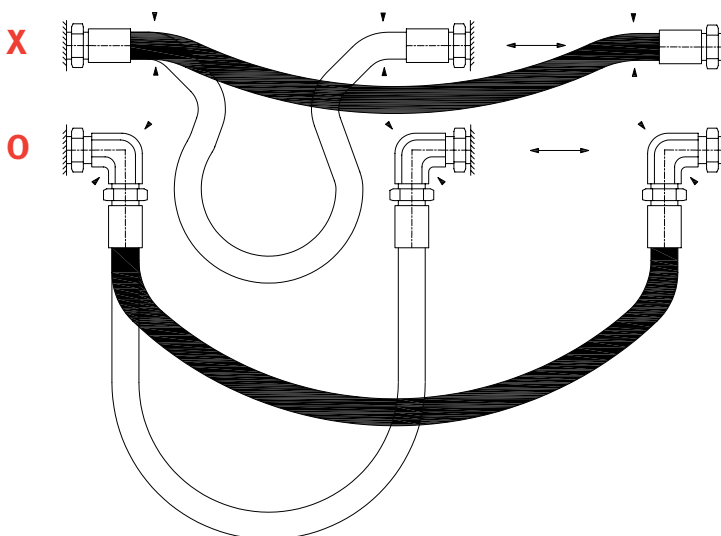
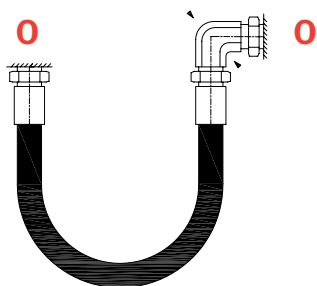
*Where necessary, protect hoses with spiral guards (see accessories)*



## SUGGERIMENTI PER L'INSTALLAZIONE INSTALLATION RECOMMENDATION



INSTALLAZIONI MOBILI CON FLESSIONI RIPETUTE  
INSTALLATION FOR FLEXING HOSES



**X** ERRATO / *WRONG*

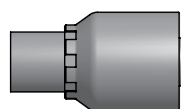
**O** CORRETTO / *CORRECT*

## RACCORDI SPECIALI

### SPECIAL FITTINGS

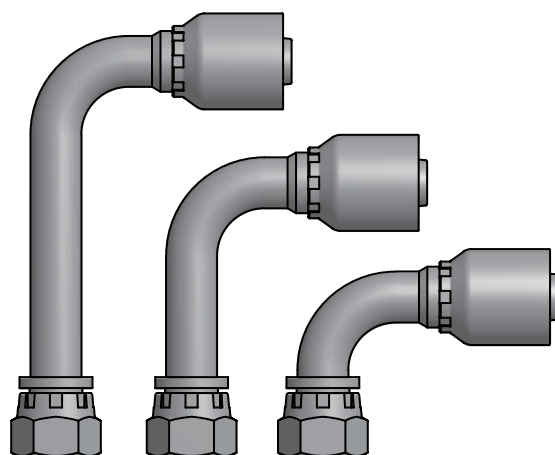
DIVERSI SISTEMI DI CONNESSIONE SUL RACCORDO  
RISPETTO ALLA DISPONIBILITÀ DEL CATALOGO

More flexible fitting systems than with catalogue fittings



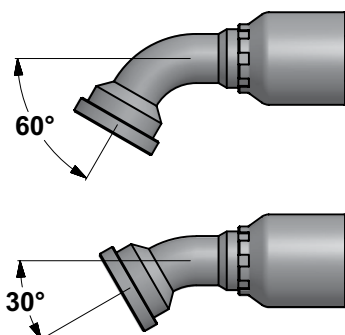
QUOTE DI INGOMBRO DEFINITE SUI RACCORDI

Overall fitting dimensions



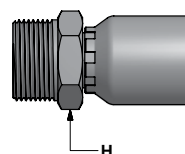
RACCORDI A GOMITO CON ANGOLAZIONI DIVERSE DA 45° E 90°

Elbow fitting with angles different from 45° and 90°



DIVERSO DIMENSIONAMENTO  
DELLE CHIAVI ESAGONALI SUI RACCORDI O DADI GIREVOLI

Variable wrench sizes for fittings and nuts



# COME ORDINARE RACCORDI DI CATALOGO HOW TO ORDER CATALOGUE FITTINGS

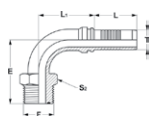
PER ORDINARE UN RACCORDO INDICATE:

- il codice del raccordo
- il numero di pagina

## RACCORDI SERIE TL/4 HOSE FITTINGS TYPE TL/4

### A602738

Maschio a 90° ORFS  
90° ORFS male



T		RIFERIMENTO REFERENCE	F	L	L <sub>1</sub>	E	S <sub>2</sub>
MM.	IN.		UNF-UN				
6	1/4	A602738/060	9/16-18	33	28	35	17
6	1/4	A602738/061	11/16-16	33	28	37	19
6	1/4	A602738/062	13/16-16	33	28	40	22
10	3/8	A602738/100	11/16-16	33	36	42	19
10	3/8	A602738/101	13/16-16	33	36	45	22
10	3/8	A602738/102	1"-14	33	36	48	27
12	1/2	A602738/120	13/16-16	37	42	49	22
12	1/2	A602738/121	1"-14	37	42	52	27
16	5/8	A602738/160	1"-14	42	50	60	27
16	5/8	A602738/161	1"3/16-12	42	50	63	32
20	3/4	A602738/200	1"3/16-12	42	55	63	32
20	3/4	A602738/201	1"7/16-12	42	55	64	38
25	1"	A602738/250	1"7/16-12	46	63	81	38
25	1"	A602738/251	1"7/16-12	46	63	82	46
32	1"1/4	A602738/320	1"11/16-12	60	90	98	46
40	1"1/2	A602738/400	2"-12	60	104	107	55

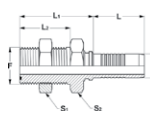
T		RIFERIMENTO REFERENCE
MM.	IN.	
6	1/4	A602585
6	1/4	A602585
6	1/4	A602585
10	3/8	A602585
10	3/8	A602585
10	3/8	A602585
12	1/2	A602585
12	1/2	A602585
16	5/8	A602585
16	5/8	A602585
20	3/4	A602585
20	3/4	A602585
25	1"	A602585
25	1"	A602585
32	1"1/4	A602585
40	1"1/2	A602585

TO ORDER A FITTING, SPECIFY:

- Fitting type code
- Page number

### A602530

Passaparte maschio ORFS  
ORFS bulkhead male



T		RIFERIMENTO REFERENCE	F	L	L <sub>1</sub>	L <sub>2</sub>	S <sub>1</sub>	S <sub>2</sub>
MM.	IN.		UNF-UN					
6	1/4	A602530/060	9/16-18	33	47	32	21	21
6	1/4	A602530/061	11/16-16	33	49	34	27	22
6	1/4	A602530/062	13/16-16	33	54	37	30	24
10	3/8	A602530/100	11/16-16	33	51	34	27	27
10	3/8	A602530/101	13/16-16	33	54	37	30	27
10	3/8	A602530/102	1"-14	33	59	41	35	30
12	1/2	A602530/120	13/16-16	37	54	37	30	30
12	1/2	A602530/121	1"-14	37	58	41	35	30
16	5/8	A602530/160	1"-14	42	58	41	35	35
16	5/8	A602530/161	1"3/16-12	42	59	42	41	35
20	3/4	A602530/200	1"3/16-12	42	61	42	41	38
20	3/4	A602530/201	1"7/16-12	42	62	43	46	46
25	1"	A602530/250	1"7/16-12	46	62	43	46	46
25	1"	A602530/251	1"11/16-12	46	60	43	50	50
32	1"1/4	A602530/320	1"11/16-12	60	64	43	50	50
40	1"1/2	A602530/400	2"-12	60	63	43	60	60

T		RIFERIMENTO REFERENCE
MM.	IN.	
6	1/4	A602639
6	1/4	A602639
6	1/4	A602639
10	3/8	A602639
10	3/8	A602639
10	3/8	A602639
12	1/2	A602639
12	1/2	A602639
16	5/8	A602639
16	5/8	A602639
20	3/4	A602639
20	3/4	A602639
25	1"	A602639
25	1"	A602639
32	1"1/4	A602639
40	1"1/2	A602639

## COME ORDINARE TUBAZIONI ASSEMBLATE

### HOW TO ORDER ASSEMBLED HOSES

#### SE INTENDETE ORDINARE UNA TUBAZIONE ASSEMBLATA INDICATE:

Tipo di tubo

---

Il codice del primo raccordo

---

Il codice del secondo accordo

---

La lunghezza totale

---

L'angolo di rotazione è verificabile con il nostro ufficio tecnico  
tel: +39 0532 82 5211 e-mail: tech@forfittings.it

#### TO ORDER AN ASSEMBLED HOSE SPECIFY:

*Hose type*

---

*First fitting code*

---

*Second fitting code*

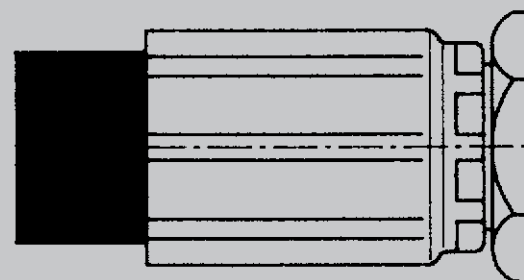
---

*Length*

---

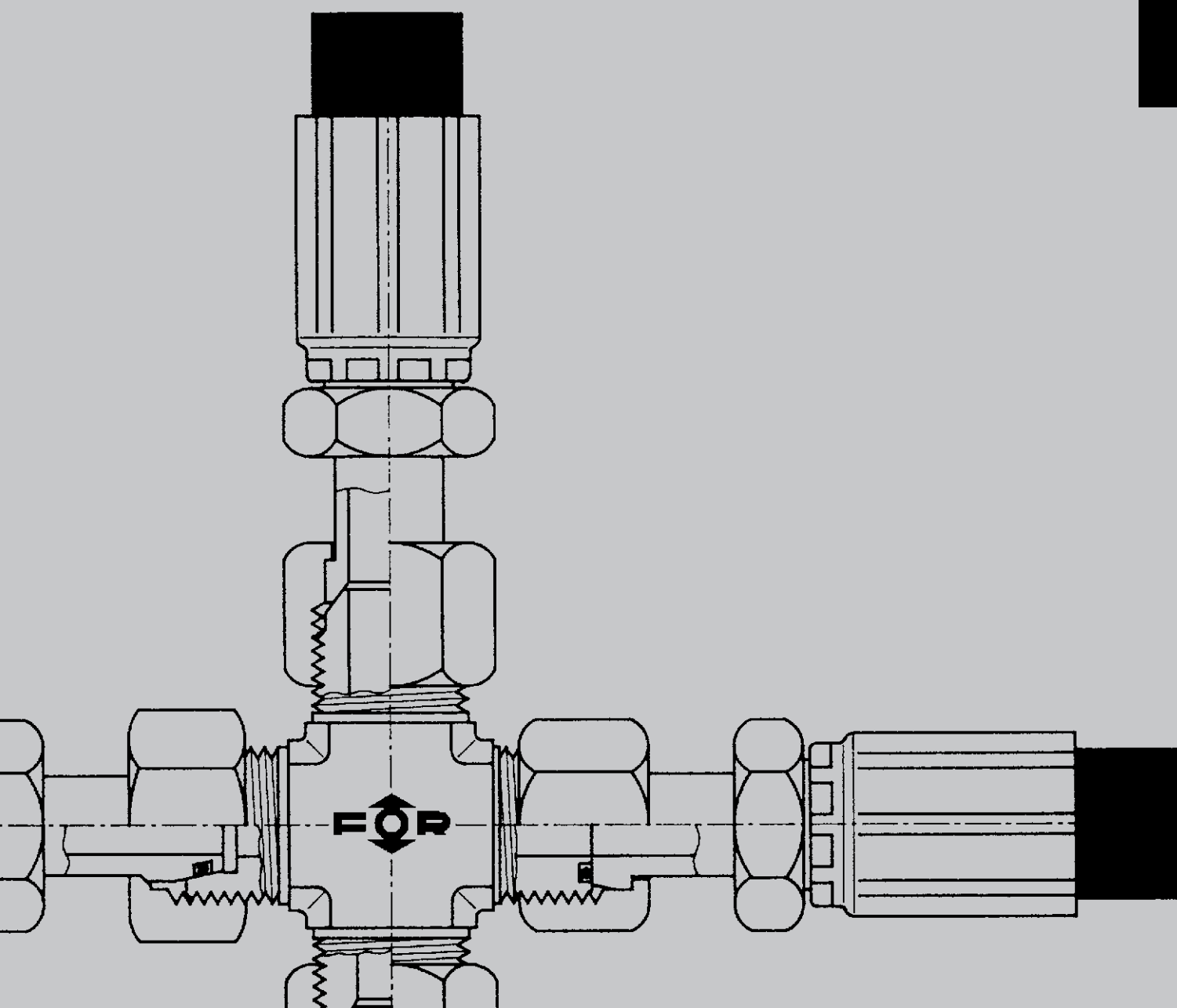
*Angle of orientation for further information, contact our Technical Department.  
Tel: +39 0532 82 5211 e-mail: tech@forfittings.it*





1° PARTE / PART 1

RACCORDI SERIE TL/1  
HOSE FITTINGS TYPE TL/1

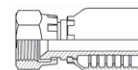


# INDICE FIGURATIVO SERIE TL/1

## VISUAL INDEX TL/1 SERIES

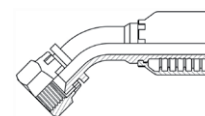
### 51 **A622177**

Femmina girevole JIC cono 37°  
*JIC female swivel cone 37°*



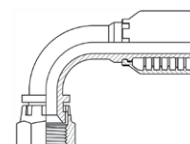
### 51 **A652145**

Femmina girevole a 45° JIC cono 37°  
*45° JIC female swivel cone 37°*



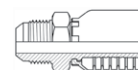
### 52 **A672146**

Femmina girevole a 90° JIC cono 37°  
*90° JIC female swivel cone 37°*



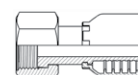
### 52 **A622188**

Maschio JIC cono 37°  
*JIC male cone 37°*



### 53 **A622199**

Femmina girevole ORFS  
*ORFS female swivel*





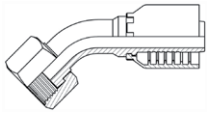


# INDICE FIGURATIVO SERIE TL/1

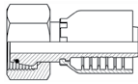
## VISUAL INDEX TL/1 SERIES

**53****A652156**

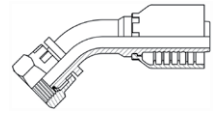
Femmina girevole a 45° ORFS  
45° ORFS female swivel

**56****A622254**

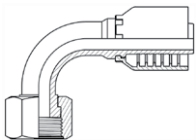
Femmina metrica DKO girevole  
DIN serie L  
Swivel DKO female DIN L series

**58****A652167**

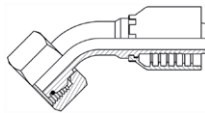
Femmina girevole a 45° BSP  
cono 60°  
45° BSP female swivel cone 60°

**54****A672157**

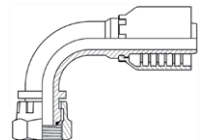
Femmina girevole a 90° ORFS corta  
90° ORFS female swivel short drop

**56****A652178**

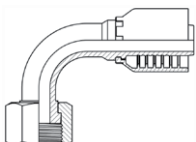
Femmina metrica DKO girevole a 45°  
DIN serie L  
45° swivel DKO female DIN L series

**59****A672168**

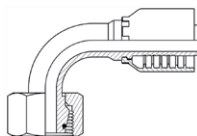
Femmina girevole a 90° BSP  
cono 60°  
90° BSP female swivel cone 60°

**54****A672641**

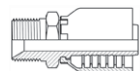
Femmina girevole a 90° ORFS media  
90° ORFS female swivel medium drop

**57****A672179**

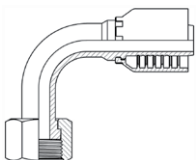
Femmina metrica DKO girevole a 90°  
DIN serie L  
90° swivel DKO female DIN L series

**59****A622221**

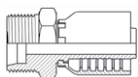
Maschio BSP cono 60°  
BSP male cone 60°

**55****A672685**

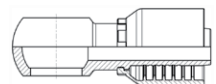
Femmina girevole a 90° ORFS lunga  
90° ORFS female swivel long drop

**57****A622232**

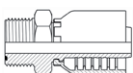
Maschio DIN serie L  
Male DIN L series

**60****A622016**

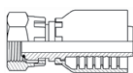
Raccordo ad occhio metrico  
Metric banjo

**55****A622209**

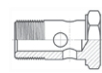
Maschio ORFS  
ORFS male

**58****A622210**

Femmina girevole BSP cono 60°  
BSP female swivel cone 60°

**60****A301119**

Vite forata Metrica  
Metric bolt

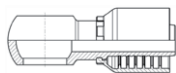


# INDICE FIGURATIVO SERIE TL/1

## VISUAL INDEX TL/1 SERIES

### 61 A622968

Raccordo ad occhio GAS  
BSP banjo



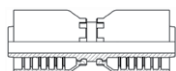
### 61 A301108

Vite forata Gas  
BSP bolt



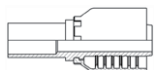
### 62 A622243

Raccordo giunzione  
Union fitting



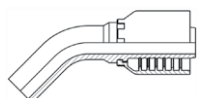
### 62 A622506

Estremità tubolare metrica  
Metric standpipe



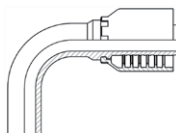
### 63 A652013

Estremità tubolare metrica a 45°  
45° Metric standpipe



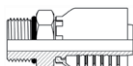
### 63 A672014

Estremità tubolare metrica a 90°  
90° Metric standpipe



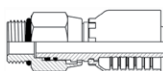
### 64 A622584

Maschio SAE con o-ring  
SAE o-ring male



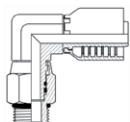
### 64 A622060

Maschio SAE girevole con o-ring  
SAE swivel male o-ring boss

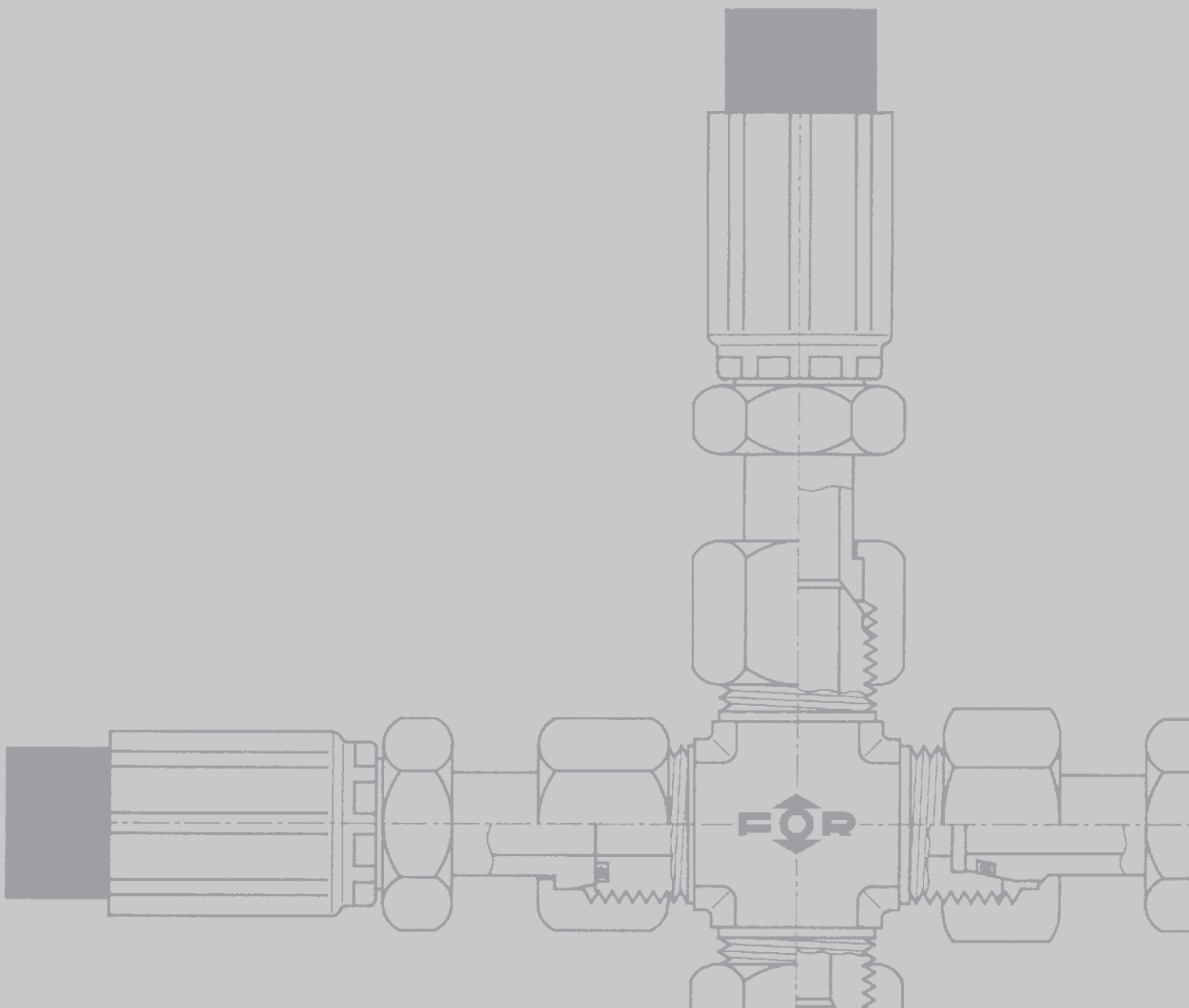


### 65 A672180

Maschio SAE girevole a 90°  
con o-ring  
90° SAE swivel male o-ring boss





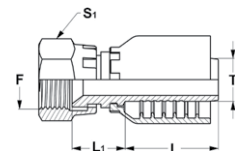




T		RIFERIMENTO REFERENCE	F	L	L <sub>1</sub>	S <sub>1</sub>
MM.	IN.		UNF-UN			
6	1/4	A622177/060	7/16-20	33	20	14
6	1/4	A622177/061	1/2-20	33	20	17
6	1/4	A622177/062	9/16-18	33	22	17
8	5/16	A622177/081	9/16-18	33	22	17
10	3/8	A622177/100	9/16-18	33	22	17
10	3/8	A622177/101	3/4-16	33	22	22
12	1/2	A622177/120	3/4-16	37	23	22
12	1/2	A622177/121	7/8-14	37	23	27
16	5/8	A622177/160	7/8-14	42	24	27
16	5/8	A622177/161	1" 1/16-12	42	23	32
20	3/4	A622177/200	1" 1/16-12	42	24	32
20	3/4	A622177/202	1" 5/16-12	42	25	38
25	1"	A622177/250	1" 5/16-12	46	26	38
25	1"	A622177/251	1" 5/8-12	46	28	50
32	1" 1/4	A622177/320	1" 5/8-12	60	31	50
40	1" 1/2	A622177/400	1" 7/8-12	60	35	57

## A622177

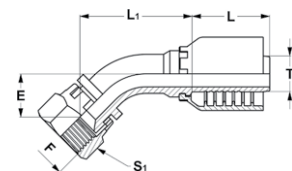
Femmina girevole JIC con 37°  
JIC female swivel cone 37°



T		RIFERIMENTO REFERENCE	F	L	L <sub>1</sub>	E	S <sub>1</sub>
MM.	IN.		UNF-UN				
6	1/4	A652145/060	7/16-20	33	34	14	14
6	1/4	A652145/061	1/2-20	33	36	14	16
6	1/4	A652145/062	9/16-18	33	36	15	17
8	5/16	A652145/081	9/16-18	33	44	21	17
10	3/8	A652145/100	9/16-18	33	42	17	17
10	3/8	A652145/101	3/4-16	33	43	15	22
12	1/2	A652145/120	3/4-16	37	48	19	22
12	1/2	A652145/121	7/8-14	37	53	20	27
16	5/8	A652145/160	7/8-14	42	60	22	27
16	5/8	A652145/161	1" 1/16-12	42	64	24	32
20	3/4	A652145/200	1" 1/16-12	42	61	23	32
20	3/4	A652145/202	1" 5/16-12	42	75	28	38
25	1"	A652145/250	1" 5/16-12	46	69	28	38
25	1"	A652145/251	1" 5/8-12	46	83	32	50
32	1" 1/4	A652145/320	1" 5/8-12	60	97	37	50
40	1" 1/2	A652145/400	1" 7/8-12	60	121	49	57

## A652145

Femmina girevole a 45° JIC con 37°  
45° JIC female swivel cone 37°

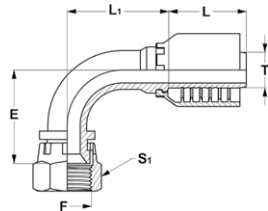


RACCORDI SERIE TL/1

HOSE FITTINGS TYPE TL/1

# A672146

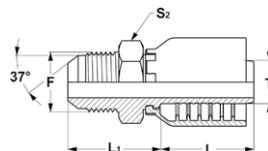
Femmina girevole a 90° JIC cono 37°  
90° JIC female swivel cone 37°



T		RIFERIMENTO REFERENCE	F	L	L1	E	S1
MM.	IN.		UNF-UN				
6	1/4	A672146/060	7/16-20	33	28	30	14
6	1/4	A672146/061	1/2-20	33	28	30	14
6	1/4	A672146/062	9/16-18	33	29	29	17
8	5/16	A672146/081	9/16-18	33	34	35	17
10	3/8	A672146/100	9/16-18	33	36	34	17
10	3/8	A672146/101	3/4-16	33	38	32	22
12	1/2	A672146/120	3/4-16	37	42	40	22
12	1/2	A672146/121	7/8-14	37	46	41	27
16	5/8	A672146/160	7/8-14	42	50	50	27
16	5/8	A672146/161	1" 1/16-12	42	50	47	32
20	3/4	A672146/200	1" 1/16-12	42	55	51	32
20	3/4	A672146/202	1" 5/16-12	42	71	63	38
25	1"	A672146/250	1" 5/16-12	46	63	60	38
25	1"	A672146/251	1" 5/8-12	46	63	57	50
32	1" 1/4	A672146/320	1" 5/8-12	60	90	81	50
40	1" 1/2	A672146/400	1" 7/8-12	60	104	100	57

# A622188

Maschio JIC cono 37°  
JIC male cone 37°



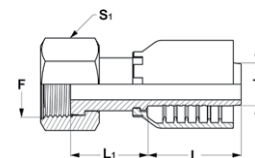
T		RIFERIMENTO REFERENCE	F	L	L1	S2
MM.	IN.		UNF-UN			
6	1/4	A622188/060	7/16-20	33	29	12
6	1/4	A622188/061	1/2-20	33	30	14
6	1/4	A622188/062	9/16-18	33	31	17
8	5/16	A622188/081	9/16-18	33	31	17
10	3/8	A622188/100	9/16-18	33	31	17
10	3/8	A622188/101	3/4-16	33	34	22
12	1/2	A622188/120	3/4-16	37	34	22
12	1/2	A622188/121	7/8-14	37	39	24
16	5/8	A622188/160	7/8-14	42	39	24
16	5/8	A622188/161	1" 1/16-12	42	42	30
20	3/4	A622188/200	1" 1/16-12	42	42	30
20	3/4	A622188/202	1" 5/16-12	42	43	36
25	1"	A622188/250	1" 5/16-12	46	44	36
25	1"	A622188/251	1" 5/8-12	46	47	46
32	1" 1/4	A622188/320	1" 5/8-12	60	50	46
40	1" 1/2	A622188/400	1" 7/8-12	60	53	50



T		RIFERIMENTO REFERENCE	F	L	L <sub>1</sub>	S <sub>1</sub>
MM.	IN.		UNF-UN			
6	1/4	A622199/060	9/16-18	33	23	19
6	1/4	A622199/061	11/16-16	33	25	22
6	1/4	A622199/062	13/16-16	33	30	24
10	3/8	A622199/100	11/16-16	33	25	22
10	3/8	A622199/101	13/16-16	33	29	24
10	3/8	A622199/102	1"-14	33	32	30
12	1/2	A622199/120	13/16-16	37	30	24
12	1/2	A622199/121	1"-14	37	32	30
16	5/8	A622199/160	1"-14	42	32	30
16	5/8	A622199/161	1" 3/16-12	42	35	36
20	3/4	A622199/200	1" 3/16-12	42	35	36
20	3/4	A622199/201	1" 7/16-12	42	37	41
25	1"	A622199/250	1" 7/16-12	46	36	41
25	1"	A622199/251	1" 11/16-12	46	37	50
32	1" 1/4	A622199/320	1" 11/16-12	60	40	50

## A622199

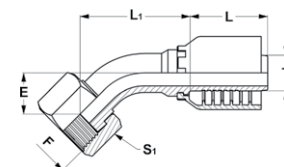
Femmina girevole ORFS  
ORFS female swivel



T		RIFERIMENTO REFERENCE	F	L	L <sub>1</sub>	E	S <sub>1</sub>
MM.	IN.		UNF-UN				
6	1/4	A652156/060	9/16-18	33	34	14	19
6	1/4	A652156/061	11/16-16	33	36	17	22
6	1/4	A652156/062	13/16-16	33	36	17	24
10	3/8	A652156/100	11/16-16	33	42	17	22
10	3/8	A652156/101	13/16-16	33	45	20	24
10	3/8	A652156/102	1"-14	33	45	20	30
12	1/2	A652156/120	13/16-16	37	51	18	24
12	1/2	A652156/121	1"-14	37	49	20	30
16	5/8	A652156/160	1"-14	42	58	21	30
16	5/8	A652156/161	1" 3/16-12	42	62	25	36
20	3/4	A652156/200	1" 3/16-12	42	60	23	36
20	3/4	A652156/201	1" 7/16-12	42	61	24	41
25	1"	A652156/250	1" 7/16-12	46	71	30	41
25	1"	A652156/251	1" 11/16-12	46	81	30	50
32	1" 1/4	A652156/320	1" 11/16-12	60	90	30	50

## A652156

Femmina girevole a 45° ORFS  
45° ORFS female swivel

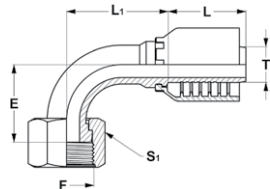


RACCORDI SERIE TL/1

HOSE FITTINGS TYPE TL/1

# A672157

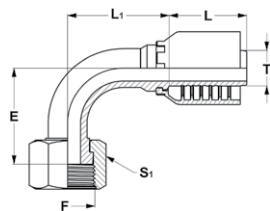
Femmina girevole a 90° ORFS corta  
90° ORFS female swivel short drop



T	RIFERIMENTO REFERENCE		F	L	L1	E	S1
MM.	IN.		UNF-UN				
6	1/4	A672157/060	9/16-18	33	28	22	19
6	1/4	A672157/061	11/16-16	33	28	23	22
6	1/4	A672157/062	13/16-16	33	28	31	24
10	3/8	A672157/100	11/16-16	33	36	23	22
10	3/8	A672157/101	13/16-16	33	36	30	24
10	3/8	A672157/102	1"-14	33	36	38	30
12	1/2	A672157/120	13/16-16	37	42	31	24
12	1/2	A672157/121	1"-14	37	42	33	30
16	5/8	A672157/160	1"-14	42	50	31	30
16	5/8	A672157/161	1"3/16-12	42	55	49	36
20	3/4	A672157/200	1"3/16-12	42	55	49	36
20	3/4	A672157/201	1"7/16-12	42	55	57	41
25	1"	A672157/250	1"7/16-12	46	63	57	41
25	1"	A672157/251	1"11/16-12	46	78	68	50
32	1"1/4	A672157/320	1"11/16-12	60	90	71	50
40	1"1/2	A672157/400	2"-12	60	104	89	57

# A672641

Femmina girevole a 90° ORFS media  
90° ORFS female swivel medium drop



T	RIFERIMENTO REFERENCE		F	L	L1	E	S1
MM.	IN.		UNF-UN				
6	1/4	A672641/060	9/16-18	33	28	32	19
6	1/4	A672641/061	11/16-16	33	28	38	22
10	3/8	A672641/100	11/16-16	33	36	38	22
10	3/8	A672641/101	13/16-16	33	36	41	24
12	1/2	A672641/120	13/16-16	37	42	41	24
12	1/2	A672641/121	1"-14	37	42	52	30
16	5/8	A672641/160	1"-14	42	50	47	30
16	5/8	A672641/161	1"3/16-12	42	55	49	36
20	3/4	A672641/200	1"3/16-12	42	55	61	36
20	3/4	A672641/201	1"7/16-12	42	55	70	41
25	1"	A672641/250	1"7/16-12	46	63	71	41
32	1"1/4	A672641/320	1"11/16-12	60	90	78	50
40	1"1/2	A672641/400	2"-12	60	104	89	57

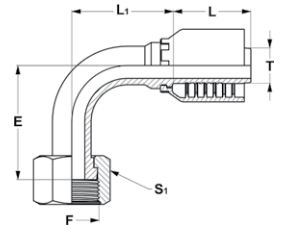




T		RIFERIMENTO REFERENCE	F	L	L <sub>1</sub>	E	S <sub>1</sub>
MM.	IN.		UNF-UN				
6	1/4	A672685/060	9/16-18	33	28	46	19
6	1/4	A672685/061	11/16-16	33	28	54	22
10	3/8	A672685/100	11/16-16	33	36	54	22
10	3/8	A672685/101	13/16-16	33	36	64	24
12	1/2	A672685/120	13/16-16	37	42	65	24
12	1/2	A672685/121	1"-14	37	42	70	30
16	5/8	A672685/160	1"-14	42	50	70	30
20	3/4	A672685/200	1"3/16-12	42	55	98	36
25	1"	A672685/250	1"7/16-12	46	63	115	41
32	1"1/4	A672685/320	1"11/16-12	60	90	130	50

### A672685

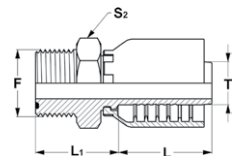
Femmina girevole a 90° ORFS lunga  
90° ORFS female swivel long drop



T		RIFERIMENTO REFERENCE	F	L	L <sub>1</sub>	S <sub>2</sub>
MM.	IN.		UNF-UN			
6	1/4	A622209/060	9/16-18	33	25	17
6	1/4	A622209/061	11/16-16	33	28	19
6	1/4	A622209/062	13/16-16	33	29	22
10	3/8	A622209/100	11/16-16	33	28	19
10	3/8	A622209/101	13/16-16	33	31	22
10	3/8	A622209/102	1"-14	33	35	27
12	1/2	A622209/120	13/16-16	37	31	22
12	1/2	A622209/121	1"-14	37	34	27
16	5/8	A622209/160	1"-14	42	34	27
16	5/8	A622209/161	1"3/16-12	42	38	32
20	3/4	A622209/200	1"3/16-12	42	38	32
20	3/4	A622209/201	1"7/16-12	42	38	38
25	1"	A622209/250	1"7/16-12	46	38	41
25	1"	A622209/251	1"11/16-12	46	39	45
32	1"1/4	A622209/320	1"11/16-12	60	42	46

### A622209

Maschio ORFS  
ORFS male



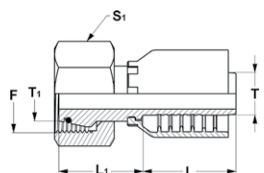
RACCORDI SERIE TL/1

HOSE FITTINGS TYPE TL/1

**A622254**

serie leggera (l) / LIGHT SERIES

Femmina metrica DKO girevole DIN serie L  
Swivel DKO female DIN L series

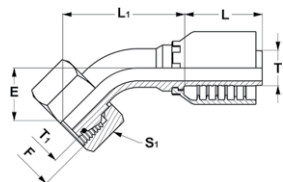


T		RIFERIMENTO REFERENCE	F	T <sub>1</sub>	L	L <sub>1</sub>	S <sub>1</sub>
MM.	IN.		METRICO METRIC				
6	1/4	A622254/060	14X1,5	8	33	26	17
6	1/4	A622254/061	16X1,5	10	33	26	19
6	1/4	A622254/069	12X1,5	6	33	26	14
8	5/16	A622254/080	16X1,5	10	33	26	19
10	3/8	A622254/100	18X1,5	12	33	26	22
10	3/8	A622254/109	16X1,5	10	33	26	19
12	1/2	A622254/120	22X1,5	15	37	28	27
12	1/2	A622254/121	26X1,5	18	37	28	32
16	5/8	A622254/160	26X1,5	18	42	28	32
20	3/4	A622254/200	30X2	22	42	30	36
20	3/4	A622254/209	26X1,5	18	42	29	32
25	1"	A622254/250	36X2	28	46	31	41
32	1"1/4	A622254/320	45X2	35	60	39	50
40	1"1/2	A622254/400	52X2	42	60	40	60

**A652178**

serie leggera (l) / LIGHT SERIES

Femmina metrica DKO girevole a 45° DIN serie L  
45° swivel DKO female DIN L series



T		RIFERIMENTO REFERENCE	F	T <sub>1</sub>	L	L <sub>1</sub>	E	S <sub>1</sub>
MM.	IN.		METRICO METRIC					
6	1/4	A652178/060	14X1,5	8	33	38	18	17
6	1/4	A652178/061	16X1,5	10	33	40	20	19
6	1/4	A652178/069	12X1,5	6	33	40	20	14
8	5/16	A652178/080	16X1,5	10	33	44	20	19
10	3/8	A652178/100	18X1,5	12	33	45	20	22
10	3/8	A652178/109	16X1,5	10	33	46	21	19
12	1/2	A652178/120	22X1,5	15	37	55	23	27
12	1/2	A652178/121	26X1,5	18	37	55	23	32
16	5/8	A652178/160	26X1,5	18	42	62	25	32
20	3/4	A652178/200	30X2	22	42	62	25	36
20	3/4	A652178/209	26X1,5	18	42	65	27	32
25	1"	A652178/250	36X2	28	46	70	28	41
32	1"1/4	A652178/320	45X2	35	60	116	46	50
40	1"1/2	A652178/400	52X2	42	60	112	39	60

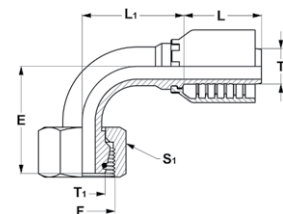


T		RIFERIMENTO REFERENCE	F	T <sub>1</sub>	L	L <sub>1</sub>	E	S <sub>1</sub>
MM.	IN.		METRICO METRIC					
6	1/4	A672179/060	14x1,5	8	33	28	34	17
6	1/4	A672179/061	16x1,5	10	33	28	33	19
6	1/4	A672179/069	12x1,5	6	33	28	36	14
8	5/16	A672179/080	16x1,5	10	33	34	39	19
10	3/8	A672179/100	18x1,5	12	33	36	39	22
10	3/8	A672179/109	16x1,5	10	33	36	41	19
12	1/2	A672179/120	22x1,5	15	37	42	45	27
12	1/2	A672179/121	26x1,5	18	37	42	45	32
16	5/8	A672179/160	26x1,5	18	42	50	53	32
20	3/4	A672179/200	30x2	22	42	55	53	36
20	3/4	A672179/209	26x1,5	18	42	55	56	32
25	1"	A672179/250	36x2	28	46	63	61	41
32	1" 1/4	A672179/320	45x2	35	60	100	94	50
40	1" 1/2	A672179/400	52x2	42	60	104	87	60

## A672179

serie leggera (l) / LIGHT SERIES

Femmina metrica DKO girevole  
a 90° DIN serie L  
90° swivel DKO female DIN L series

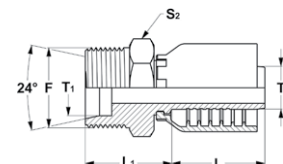


T		RIFERIMENTO REFERENCE	F	T <sub>1</sub>	L	L <sub>1</sub>	S <sub>2</sub>
MM.	IN.		METRICO METRIC				
6	1/4	A622232/060	14x1,5	8	33	25	17
6	1/4	A622232/061	16x1,5	10	33	26	17
6	1/4	A622232/069	12x1,5	6	33	25	14
8	5/16	A622232/080	16x1,5	10	33	26	17
10	3/8	A622232/100	18x1,5	12	33	27	19
10	3/8	A622232/109	16x1,5	10	33	28	17
12	1/2	A622232/120	22x1,5	15	37	29	24
12	1/2	A622232/121	26x1,5	18	37	31	27
16	5/8	A622232/160	26x1,5	18	42	32	27
20	3/4	A622232/200	30x2	22	42	34	32
20	3/4	A622232/209	26x1,5	18	42	32	27
25	1"	A622232/250	36x2	28	46	36	36
32	1" 1/4	A622232/320	45x2	35	60	42	46
40	1" 1/2	A622232/400	52x2	42	60	44	55

## A622232

serie leggera (l) / LIGHT SERIES

Maschio DIN serie L  
Male DIN L series

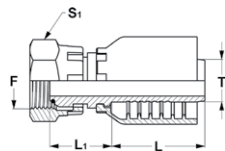


RACCORDI SERIE TL/1

HOSE FITTINGS TYPE TL/1

# A622210

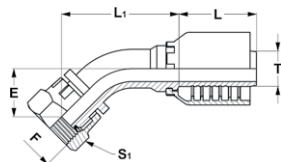
Femmina girevole BSP cono 60°  
BSP female swivel cone 60°



T		RIFERIMENTO REFERENCE	F	L	L <sub>1</sub>	S <sub>1</sub>
MM.	IN.		GAS CIL.BSPP			
6	1/4	A622210/060	1/4	33	21	17
6	1/4	A622210/061	3/8	33	21	22
10	3/8	A622210/100	3/8	33	24	22
10	3/8	A622210/101	1/2	33	23	27
12	1/2	A622210/120	1/2	37	24	27
12	1/2	A622210/121	5/8	37	26	27
16	5/8	A622210/160	5/8	42	26	27
16	5/8	A622210/161	3/4	42	26	32
20	3/4	A622210/200	3/4	42	28	32
20	3/4	A622210/202	1"	42	33	41
25	1"	A622210/250	1"	46	30	41
32	1"1/4	A622210/320	1"1/4	60	39	50
40	1"1/2	A622210/400	1"1/2	60	38	60

# A652167

Femmina girevole a 45° BSP  
cono 60°  
45° BSP female swivel cone 60°



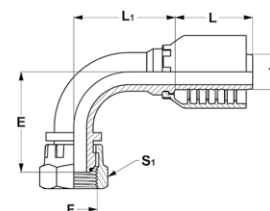
T		RIFERIMENTO REFERENCE	F	L	L <sub>1</sub>	E	S <sub>1</sub>
MM.	IN.		GAS CIL.BSPP				
6	1/4	A652167/060	1/4	33	36	16	17
6	1/4	A652167/061	3/8	33	36	16	22
10	3/8	A652167/100	3/8	33	45	20	22
10	3/8	A652167/101	1/2	33	51	24	27
12	1/2	A652167/120	1/2	37	55	22	27
12	1/2	A652167/121	5/8	37	56	23	27
16	5/8	A652167/160	5/8	42	62	25	27
16	5/8	A652167/161	3/4	42	64	26	32
20	3/4	A652167/200	3/4	42	64	26	32
20	3/4	A652167/202	1"	42	66	29	41
25	1"	A652167/250	1"	46	73	32	41
32	1"1/4	A652167/320	1"1/4	60	103	42	50
40	1"1/2	A652167/400	1"1/2	60	126	54	60



T		RIFERIMENTO REFERENCE	F	L	L <sub>1</sub>	E	S <sub>1</sub>
MM.	IN.		GAS CIL.BSP				
6	1/4	A672168/060	1/4	33	28	31	17
6	1/4	A672168/061	3/8	33	28	33	22
10	3/8	A672168/100	3/8	33	36	38	22
10	3/8	A672168/101	1/2	33	38	44	27
12	1/2	A672168/120	1/2	37	42	44	27
12	1/2	A672168/121	5/8	37	42	44	27
16	5/8	A672168/160	5/8	42	50	53	27
16	5/8	A672168/161	3/4	42	55	55	32
20	3/4	A672168/200	3/4	42	55	55	32
20	3/4	A672168/202	1"	42	71	63	41
25	1"	A672168/250	1"	46	63	66	41
32	1" 1/4	A672168/320	1" 1/4	60	90	89	50
40	1" 1/2	A672168/400	1" 1/2	60	104	108	60

## A672168

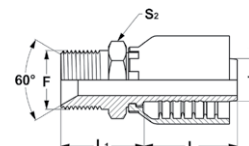
Femmina girevole a 90° BSP  
cono 60°  
90° BSP female swivel cone 60°



T		RIFERIMENTO REFERENCE	F	L	L <sub>1</sub>	S <sub>2</sub>
MM.	IN.		GAS CIL.BSP			
6	1/4	A622221/060	1/4	33	28	14
6	1/4	A622221/061	3/8	33	31	17
10	3/8	A622221/100	3/8	33	31	17
10	3/8	A622221/101	1/2	33	34	22
12	1/2	A622221/120	1/2	37	35	22
12	1/2	A622221/121	5/8	37	36	24
16	5/8	A622221/160	5/8	42	37	24
16	5/8	A622221/161	3/4	42	38	27
20	3/4	A622221/200	3/4	42	37	27
20	3/4	A622221/202	1"	42	42	36
25	1"	A622221/250	1"	46	42	36
32	1" 1/4	A622221/320	1" 1/4	60	47	46
40	1" 1/2	A622221/400	1" 1/2	60	52	50

## A622221

Maschio BSP cono 60°  
BSP male cone 60°

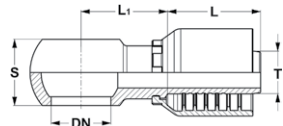


RACCORDI SERIE TL/1

HOSE FITTINGS TYPE TL/1

# A622016

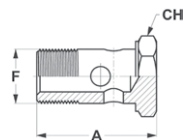
Raccordo ad occhio metrico  
Metric banjo



T		RIFERIMENTO REFERENCE	DN	L	L1	S
MM.	IN.		METRICO METRIC			
5	3/16	A622016/050	10x1	32	18	10
5	3/16	A622016/051	12x1,5	32	18	12
6	1/4	A622016/060	12x1,5	33	23	12
6	1/4	A622016/061	14x1,5	33	25	14
8	5/16	A622016/089	12x1,5	33	23	12
10	3/8	A622016/100	16x1,5	33	27	18
10	3/8	A622016/101	18x1,5	33	29	20
12	1/2	A622016/120	18x1,5	37	29	20
12	1/2	A622016/121	22x1,5	37	33	24
16	5/8	A622016/160	22x1,5	42	34	24
20	3/4	A622016/200	26x1,5	42	39	30
20	3/4	A622016/202	30x1,5	42	43	30
25	1"	A622016/250	30x1,5	46	40	31

# A301119

Vite forata Metrica  
Metric bolt



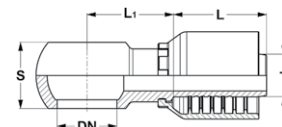
RIFERIMENTO REFERENCE	F	A	CH
A301119/08	M8x1	21	12
A301119/10	M10x1	24	14
A301119/12	M12x1,5	28	17
A301119/14	M14x1,5	32	19
A301119/16	M16x1,5	38	22
A301119/18	M18x1,5	44	24
A301119/20	M20x1,5	45	27
A301119/22	M22x1,5	46	27
A301119/24	M24x1,5	50	30
A301119/26	M26x1,5	56	32



T		RIFERIMENTO REFERENCE	DN	L	L <sub>1</sub>	S
MM.	IN.		GAS CIL.BSP			
5	3/16	A622968/051	1/4	32	20	15
6	1/4	A622968/060	1/4	33	23	15
6	1/4	A622968/061	3/8	33	27	18
8	5/16	A622968/080	3/8	33	27	17
10	3/8	A622968/100	3/8	33	27	17
10	3/8	A622968/101	1/2	33	32	22
12	1/2	A622968/120	1/2	37	32	22
16	5/8	A622968/160	5/8	42	34	25
16	5/8	A622968/161	3/4	42	39	33
20	3/4	A622968/200	3/4	42	39	30
25	1"	A622968/250	1"	46	45	37

## A622968

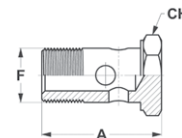
Raccordo ad occhio GAS  
BSP banjo



RIFERIMENTO REFERENCE	F	A	CH
A301108/10	G 1/8 A	24	14
A301108/13	G 1/4 A	32	19
A301108/17	G 3/8 A	38	22
A301108/21	G 1/2 A	46	27
A301108/23	G 5/8 A	50	30
A301108/26	G 3/4 A	56	32
A301108/33	G 1" A	70	41

## A301108

Vite forata Gas  
BSP bolt

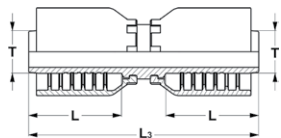


RACCORDI SERIE TL/1

HOSE FITTINGS TYPE TL/1

# A622243

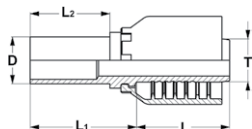
Raccordo giunzione  
Union fitting



T		RIFERIMENTO REFERENCE	DN	L	L3
MM.	IN.				
6	1/4	A622243/060	06	33	84
8	5/16	A622243/080	08	33	84
10	3/8	A622243/100	10	33	85
12	1/2	A622243/120	12	37	94
16	5/8	A622243/160	16	42	105
20	3/4	A622243/200	20	42	105
25	1"	A622243/250	25	46	115
32	1" 1/4	A622243/320	32	60	150

# A622506

Estremità tubolare metrica  
Metric standpipe



T		RIFERIMENTO REFERENCE	D	L	L1	L2
MM.	IN.					
6	1/4	A622506/060	06	33	30	20
6	1/4	A622506/061	08	33	30	20
6	1/4	A622506/062	10	33	30	20
10	3/8	A622506/100	10	33	30	20
10	3/8	A622506/101	12	33	35	25
12	1/2	A622506/120	12	37	35	25
12	1/2	A622506/121	16	37	40	30
16	5/8	A622506/160	16	42	40	30
16	5/8	A622506/161	20	42	45	35
20	3/4	A622506/200	20	42	45	35
25	1"	A622506/250	28	46	52	40
32	1" 1/4	A622506/320	35	60	60	45

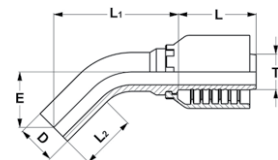




T		RIFERIMENTO REFERENCE	D	L	L <sub>1</sub>	L <sub>2</sub>	E
MM.	IN.						
6	1/4	A652013/060	06	33	39	20	17
6	1/4	A652013/061	08	33	38	20	18
6	1/4	A652013/062	10	33	47	20	19
10	3/8	A652013/100	10	33	47	20	19
10	3/8	A652013/101	12	33	50	25	23
12	1/2	A652013/120	12	37	54	25	23
12	1/2	A652013/121	16	37	61	30	28
16	5/8	A652013/160	16	42	62	30	30
16	5/8	A652013/161	20	42	66	35	34
20	3/4	A652013/200	20	42	71	35	34
25	1"	A652013/250	28	46	82	40	40
32	1"1/4	A652013/320	35	60	107	45	46

## A652013

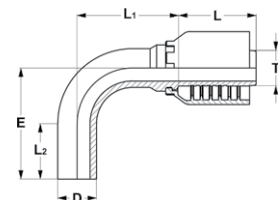
Estremità tubolare metrica a 45°  
45° Metric standpipe



T		RIFERIMENTO REFERENCE	D	L	L <sub>1</sub>	L <sub>2</sub>	E
MM.	IN.						
6	1/4	A672014/060	06	33	28	20	30
6	1/4	A672014/061	08	33	31	20	37
6	1/4	A672014/062	10	33	38	20	38
10	3/8	A672014/100	10	33	36	20	38
10	3/8	A672014/101	12	33	36	25	43
12	1/2	A672014/120	12	37	42	25	43
12	1/2	A672014/121	16	37	42	30	52
16	5/8	A672014/160	16	42	50	30	60
16	5/8	A672014/161	20	42	50	35	65
20	3/4	A672014/200	20	42	55	35	65
25	1"	A672014/250	28	46	63	40	76
32	1"1/4	A672014/320	35	60	90	45	95

## A672014

Estremità tubolare metrica a 90°  
90° Metric standpipe

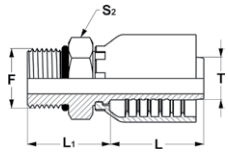


RACCORDI SERIE TL/1

HOSE FITTINGS TYPE TL/1

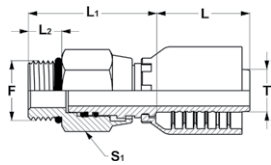
**A622584**

Maschio SAE con o-ring  
SAE o-ring male



**A622060**

Maschio SAE girevole con o-ring  
SAE swivel male o-ring boss



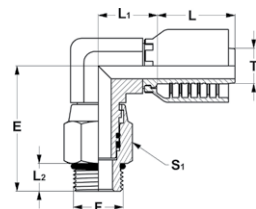
T		RIFERIMENTO REFERENCE	F	L	L1	S2
MM.	IN.		UNF-UN			
6	1/4	A622584/060	7/16-20	33	25	14
6	1/4	A622584/061	1/2-20	33	25	17
6	1/4	A622584/062	9/16-18	33	27	19
8	5/16	A622584/081	9/16-18	33	27	19
10	3/8	A622584/100	9/16-18	33	27	19
10	3/8	A622584/101	3/4-16	33	31	22
12	1/2	A622584/120	3/4-16	37	31	22
12	1/2	A622584/121	7/8-14	37	35	27
16	5/8	A622584/160	7/8-14	42	35	27
16	5/8	A622584/161	1" 1/16-12	42	38	32
20	3/4	A622584/200	1" 1/16-12	42	38	32
20	3/4	A622584/202	1" 5/16-12	42	38	38
25	1"	A622584/250	1" 5/16-12	46	39	38

T		RIFERIMENTO REFERENCE	F	L	L1	L2	S1
MM.	IN.		UNF-UN				
6	1/4	A622060/060	7/16-20	33	40	9	17
6	1/4	A622060/062	9/16-18	33	41	10	22
10	3/8	A622060/100	9/16-18	33	43	10	22
10	3/8	A622060/101	3/4-16	33	44	11	22
12	1/2	A622060/120	3/4-16	37	45	11	22
12	1/2	A622060/121	7/8-14	37	47	13	27
12	1/2	A622060/122	1" 1/16-12	37	50	15	32
16	5/8	A622060/160	7/8-14	42	47	13	27
20	3/4	A622060/200	1" 1/16-12	42	50	15	32

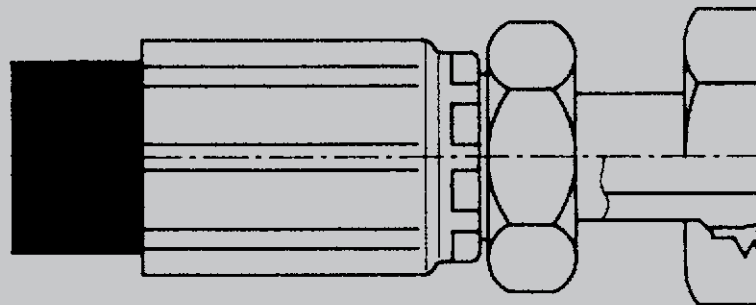


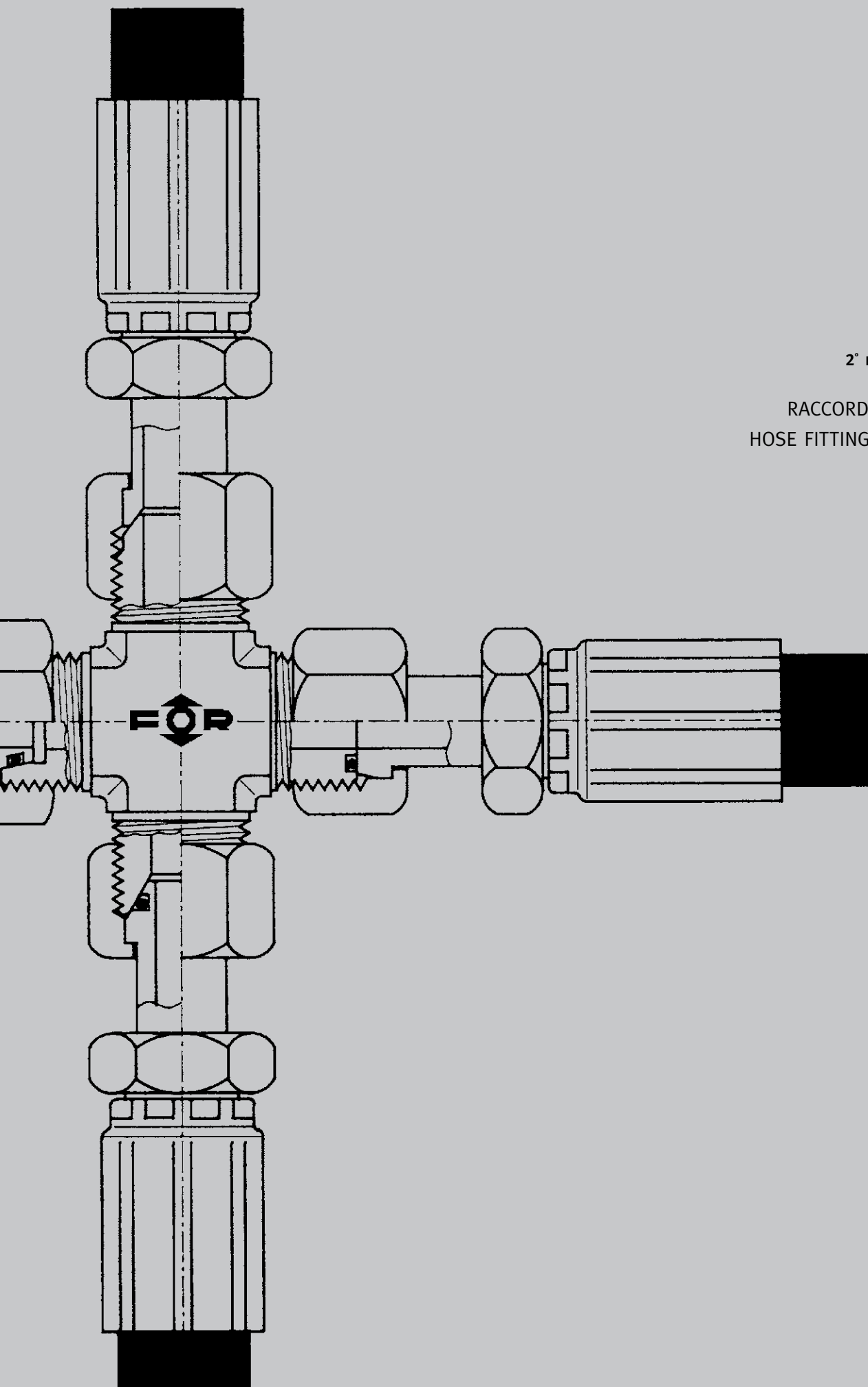
# A672180

Maschio SAE girevole a 90°  
con o-ring  
90° SAE swivel male o-ring boss



T		RIFERIMENTO REFERENCE	F	L	L <sub>1</sub>	E	L <sub>2</sub>	S <sub>1</sub>
MM.	IN.		UNF-UN					
10	3/8	A672180/100	9/16-18	33	20	45	10	22
10	3/8	A672180/101	3/4-16	33	20	50	11	22
12	1/2	A672180/120	3/4-16	37	25	50	11	22
12	1/2	A672180/121	7/8-14	37	25	55	13	27
16	5/8	A672180/160	7/8-14	42	30	60	13	27
20	3/4	A672180/200	1" 1/16-12	42	30	65	15	32





2° PARTE / PART 2

RACCORDI SERIE TL/2  
HOSE FITTINGS TYPE TL/2

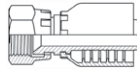
## INDICE FIGURATIVO SERIE TL/2

## VISUAL INDEX TL/2 SERIES

75

**A622287**

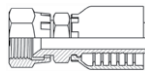
Femmina girevole JIC cono 37°  
*JIC female swivel cone 37°*



75

**A622638**

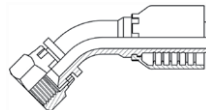
Femmina girevole JIC cono 37°  
 con controdado di fermo  
*JIC female swivel cone 37°  
 with counternut*



76

**A652200**

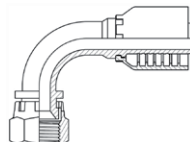
Femmina girevole a 45° JIC cono 37°  
*45° JIC female swivel cone 37°*



76

**A672201**

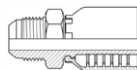
Femmina girevole a 90° JIC cono 37°  
*90° JIC female swivel cone 37°*



77

**A622298**

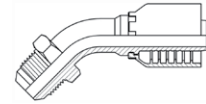
Maschio JIC cono 37°  
*JIC male cone 37°*



77

**A652464**

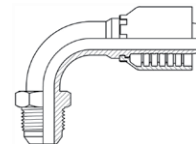
Maschio a 45° JIC cono 37°  
*45° JIC male cone 37°*



78

**A672465**

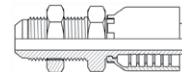
Maschio a 90° JIC cono 37°  
*90° JIC male cone 37°*



78

**A632006**

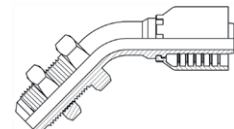
Passaparete maschio JIC cono 37°  
*JIC bulkhead male cone 37°*



79

**A662009**

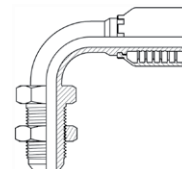
Passaparete maschio a 45° JIC  
 cono 37°  
*45° JIC bulkhead male cone 37°*



79

**A682007**

Passaparete maschio a 90° JIC  
 cono 37°  
*90° JIC bulkhead male cone 37°*



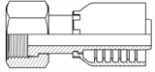


INDICE FIGURATIVO SERIE TL/2  
VISUAL INDEX TL/2 SERIES

80

**A622308**

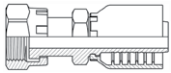
Femmina girevole ORFS  
*ORFS female swivel*



80

**A622517**

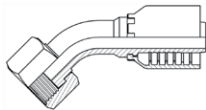
Femmina girevole ORFS  
con controdado di fermo  
*ORFS female swivel with counternut*



81

**A652211**

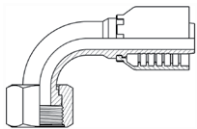
Femmina girevole a 45° ORFS  
*45° ORFS female swivel*



81

**A672212**

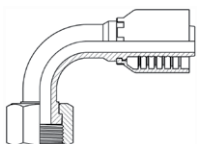
Femmina girevole a 90° ORFS corta  
*90° ORFS female swivel short drop*



82

**A672652**

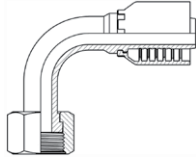
Femmina girevole a 90° ORFS media  
*90° ORFS female swivel medium drop*



82

**A672696**

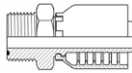
Femmina girevole a 90° ORFS lunga  
*90° ORFS female swivel long drop*



83

**A622319**

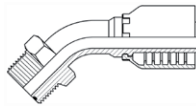
Maschio ORFS  
*ORFS male*



83

**A652475**

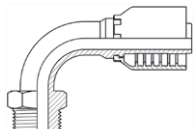
Maschio a 45° ORFS  
*45° ORFS male*



84

**A672476**

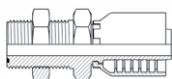
Maschio a 90° ORFS  
*90° ORFS male*



84

**A632017**

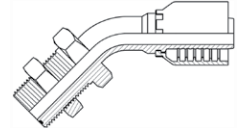
Passaparete maschio ORFS  
*ORFS bulkhead male*



85

**A662010**

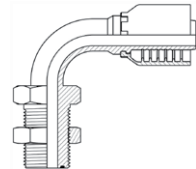
Passaparete maschio a 45° ORFS  
*45° ORFS bulkhead male*



85

**A682018**

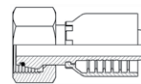
Passaparete maschio a 90° ORFS  
*90° ORFS bulkhead male*



86

**A622364**

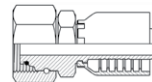
Femmina metrica DKO girevole  
DIN serie L  
*Swivel DKO female DIN L series*



86

**A622528**

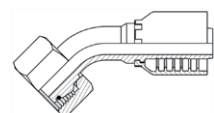
Femmina metrica DKO girevole  
DIN serie L con controdado di fermo  
*Swivel DKO female DIN L series with counternut*



87

**A652233**

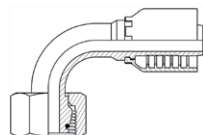
Femmina metrica DKO girevole a 45°  
DIN serie L  
*45° swivel DKO female DIN L series*



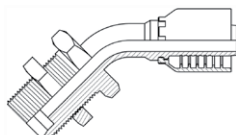
# INDICE FIGURATIVO SERIE TL/2

## VISUAL INDEX TL/2 SERIES

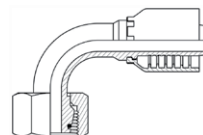
**87** **A672234**  
 Femmina metrica DKO girevole a 90°  
 DIN serie L  
*90° swivel DKO female DIN L series*



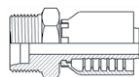
**90** **A662021**  
 Passaparete maschio a 45°  
 DIN serie L  
*45° Bulkhead male DIN L series*



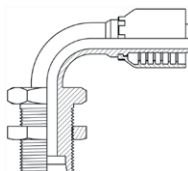
**92** **A672245**  
 Femmina metrica DKO girevole a 90°  
 DIN serie S  
*90° swivel DKO female DIN S series*



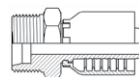
**88** **A622342**  
 Maschio DIN serie L  
*Male DIN L series*



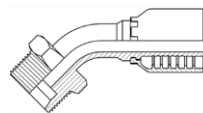
**90** **A682029**  
 Passaparete maschio a 90°  
 DIN serie L  
*90° Bulkhead male DIN L series*



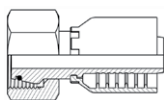
**93** **A622353**  
 Maschio DIN serie S  
*Male DIN S series*



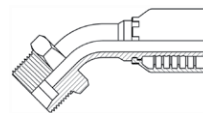
**88** **A652486**  
 Maschio a 45° DIN serie L  
*45° male DIN L series*



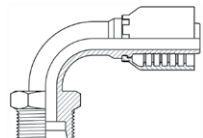
**91** **A622375**  
 Femmina metrica DKO girevole  
 DIN serie S  
*Swivel DKO female DIN S series*



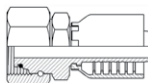
**93** **A652497**  
 Maschio a 45° DIN serie S  
*45° male DIN S series*



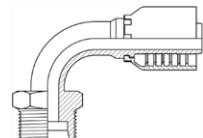
**89** **A672487**  
 Maschio a 90° DIN serie L  
*90° male DIN L series*



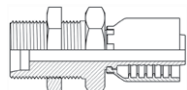
**91** **A622539**  
 Femmina metrica DKO girevole DIN  
 serie S con controdado di fermo  
*Swivel DKO female DIN S series with  
 counternut*



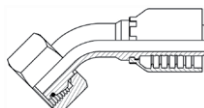
**94** **A672498**  
 Maschio a 90° DIN serie S  
*90° male DIN S series*



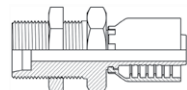
**89** **A632028**  
 Passaparete maschio DIN serie L  
*Bulkhead male DIN L series*



**92** **A652244**  
 Femmina metrica DKO girevole a 45°  
 DIN serie S  
*45° swivel DKO female DIN S series*



**94** **A632039**  
 Passaparete maschio DIN serie S  
*Bulkhead male DIN S series*







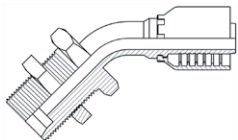
# INDICE FIGURATIVO SERIE TL/2

## VISUAL INDEX TL/2 SERIES

95

**A662032**

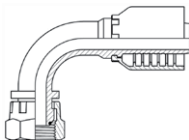
Passaparete maschio a 45° DIN  
serie S  
45° Bulkhead male DIN S series



97

**A672223**

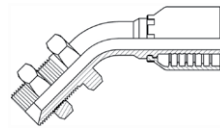
Femmina girevole a 90° BSP  
cono 60°  
90° BSP female swivel cone 60°



100

**A662043**

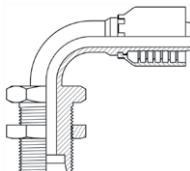
Passaparete maschio a 45° BSP  
cono 60°  
45° BSP bulkhead male cone 60°



95

**A682030**

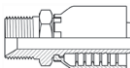
Passaparete maschio a 90° DIN  
serie S  
90° Bulkhead male DIN S series



98

**A622331**

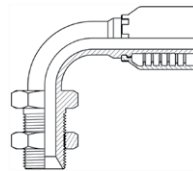
Maschio BSP cono 60°  
BSP male cone 60°



100

**A682041**

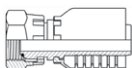
Passaparete maschio a 90° BSP  
cono 60°  
90° BSP bulkhead male cone 60°



96

**A622320**

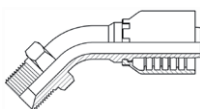
Femmina girevole BSP cono 60°  
BSP female swivel cone 60°



98

**A652507**

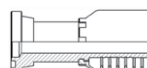
Maschio a 45° BSP cono 60°  
45° BSP male cone 60°



101

**A622386**

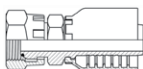
Flangia diritta SAE 3000 PSI  
Straight SAE flange 3000 PSI



96

**A622540**

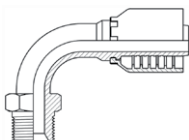
Femmina girevole BSP cono 60° con  
controdado di fermo  
BSP female swivel cone 60° with  
counternut



99

**A672508**

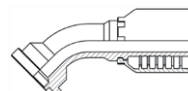
Maschio a 90° BSP cono 60°  
90° BSP male cone 60°



101

**A652255**

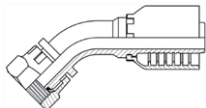
Flangia a 45° SAE 3000 PSI  
45° SAE flange 3000 PSI



97

**A652222**

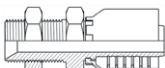
Femmina girevole a 45° BSP  
cono 60°  
45° BSP female swivel cone 60°



99

**A632040**

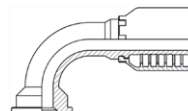
Passaparete maschio BSP cono 60°  
BSP bulkhead male cone 60°



102

**A672256**

Flangia a 90° SAE 3000 PSI  
90° SAE flange 3000 PSI

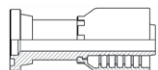


# INDICE FIGURATIVO SERIE TL/2

## VISUAL INDEX TL/2 SERIES

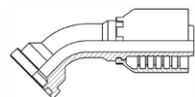
### 102 A622397

Flangia diritta SAE 6000 PSI  
Straight SAE flange 6000 PSI



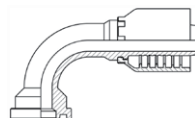
### 103 A652266

Flangia a 45° SAE 6000 PSI  
45° SAE flange 6000 PSI



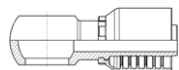
### 103 A672267

Flangia a 90° SAE 6000 PSI  
90° SAE flange 6000 PSI



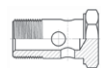
### 104 A622027

Raccordo ad occhio metrico  
Metric banjo



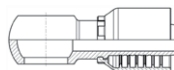
### 104 A301119

Vite forata Metrica  
Metric bolt



### 105 A622979

Raccordo ad occhio GAS  
BSP banjo



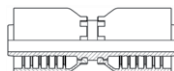
### 105 A301108

Vite forata Gas  
BSP bolt



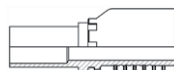
### 106 A622265

Raccordo giunzione  
Union fitting



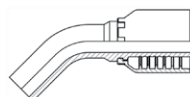
### 106 A622551

Estremità tubolare metrica  
Metric standpipe



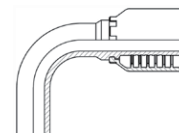
### 107 A652046

Estremità tubolare metrica a 45°  
45° Metric standpipe



### 107 A672047

Estremità tubolare metrica a 90°  
90° Metric standpipe



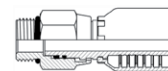
### 108 A622595

Maschio SAE con o-ring  
SAE o-ring male



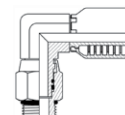
### 108 A622071

Maschio SAE girevole con o-ring  
SAE swivel male o-ring boss

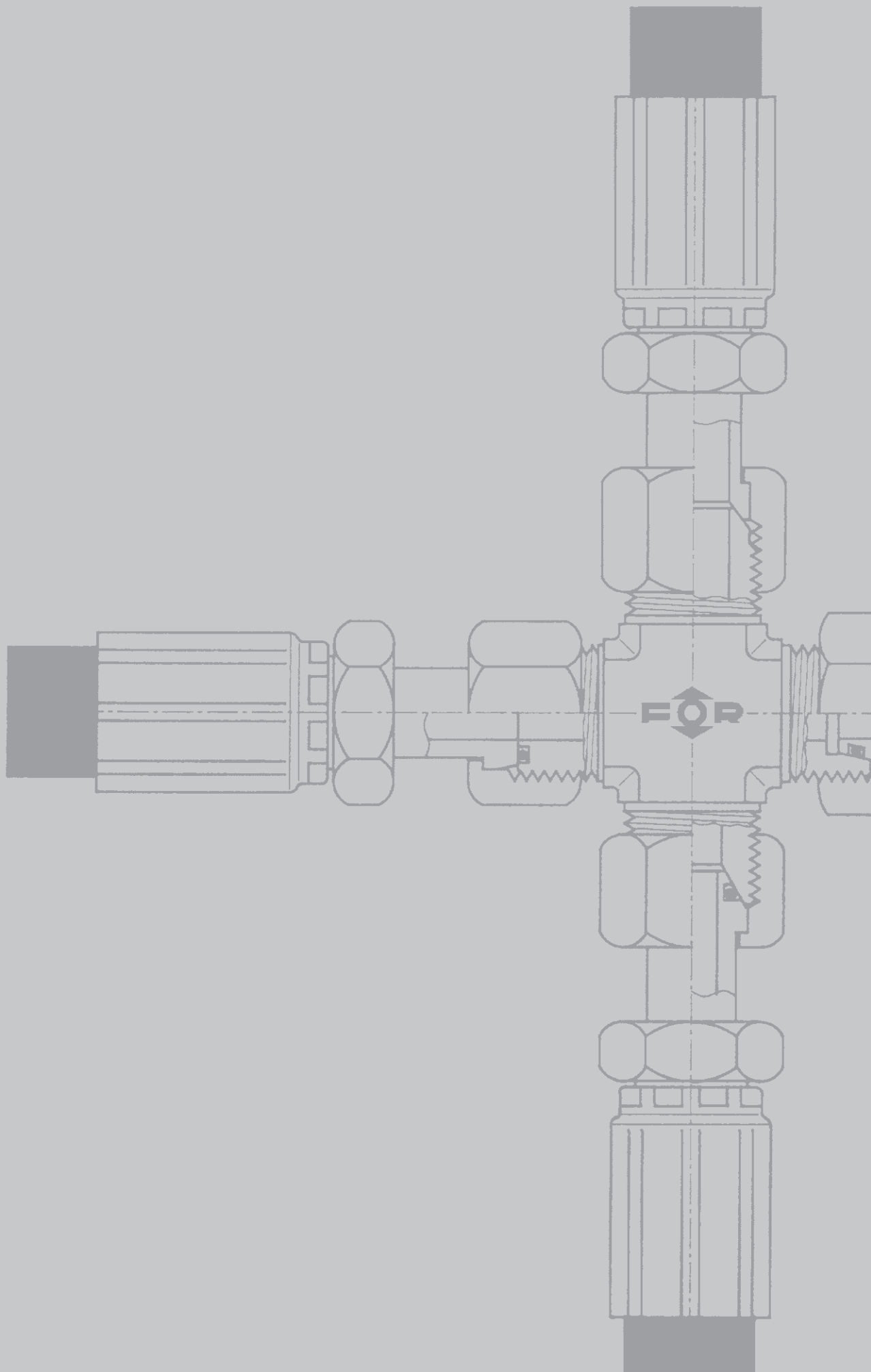


### 109 A672311

Maschio SAE girevole a 90°  
con o-ring  
90° SAE swivel male o-ring boss





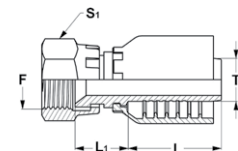




T		RIFERIMENTO REFERENCE	F	L	L <sub>1</sub>	S <sub>1</sub>
MM.	IN.		UNF-UN			
5	3/16	A622287/051	7/16-20	32	17	14
6	1/4	A622287/060	7/16-20	22	18	14
6	1/4	A622287/061	1/2-20	22	17	16
6	1/4	A622287/062	9/16-18	22	19	17
8	5/16	A622287/081	9/16-18	22	22	17
10	3/8	A622287/100	9/16-18	24	22	17
10	3/8	A622287/101	3/4-16	24	19	22
12	1/2	A622287/120	3/4-16	29	21	22
12	1/2	A622287/121	7/8-14	29	21	27
16	5/8	A622287/160	7/8-14	42	24	27
16	5/8	A622287/161	1" 1/16-12	42	23	32
20	3/4	A622287/200	1" 1/16-12	42	24	32
20	3/4	A622287/202	1" 5/16-12	42	25	38
25	1"	A622287/250	1" 5/16-12	46	26	38
25	1"	A622287/251	1" 5/8-12	46	28	50
32	1" 1/4	A622287/320	1" 5/8-12	60	31	50
40	1" 1/2	A622287/400	1" 7/8-12	60	35	57

## A622287

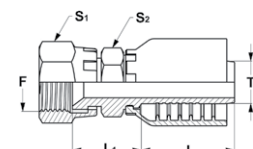
Femmina girevole JIC con 37°  
JIC female swivel cone 37°



T		RIFERIMENTO REFERENCE	F	L	L <sub>1</sub>	S <sub>1</sub>	S <sub>2</sub>
MM.	IN.		UNF-UN				
5	3/16	A622638/051	7/16-20	32	22	14	13
6	1/4	A622638/060	7/16-20	22	22	14	14
6	1/4	A622638/061	1/2-20	22	23	16	14
6	1/4	A622638/062	9/16-18	22	24	17	14
8	5/16	A622638/081	9/16-18	22	27	17	14
10	3/8	A622638/100	9/16-18	24	25	17	14
10	3/8	A622638/101	3/4-16	24	26	22	19
12	1/2	A622638/120	3/4-16	29	27	22	19
12	1/2	A622638/121	7/8-14	29	28	27	22
16	5/8	A622638/160	7/8-14	42	28	27	22
16	5/8	A622638/161	1" 1/16-12	42	30	32	27
20	3/4	A622638/200	1" 1/16-12	42	31	32	27
20	3/4	A622638/202	1" 5/16-12	42	33	38	32
25	1"	A622638/250	1" 5/16-12	46	34	38	32
25	1"	A622638/251	1" 5/8-12	46	37	50	41
32	1" 1/4	A622638/320	1" 5/8-12	60	40	50	41
40	1" 1/2	A622638/400	1" 7/8-12	60	42	57	46

## A622638

Femmina girevole JIC con 37° con  
controdado di fermo  
JIC female swivel cone 37° with  
counternut

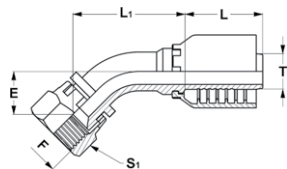


RACCORDI SERIE TL/2

HOSE FITTINGS TYPE TL/2

# A652200

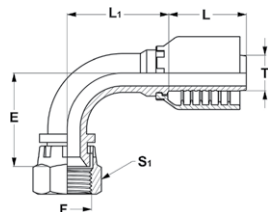
Femmina girevole a 45° JIC cono 37°  
45° JIC female swivel cone 37°



T		RIFERIMENTO REFERENCE	F	L	L1	E	S1
MM.	IN.		UNF-UN				
6	1/4	A652200/060	7/16-20	22	34	14	14
6	1/4	A652200/061	1/2-20	22	36	14	16
6	1/4	A652200/062	9/16-18	22	36	15	17
8	5/16	A652200/081	9/16-18	22	44	21	17
10	3/8	A652200/100	9/16-18	24	42	17	17
10	3/8	A652200/101	3/4-16	24	41	15	22
12	1/2	A652200/120	3/4-16	29	48	19	22
12	1/2	A652200/121	7/8-14	29	53	20	27
16	5/8	A652200/160	7/8-14	42	60	22	27
16	5/8	A652200/161	1" 1/16-12	42	64	24	32
20	3/4	A652200/200	1" 1/16-12	42	61	23	32
20	3/4	A652200/202	1" 5/16-12	42	75	28	38
25	1"	A652200/250	1" 5/16-12	46	69	28	38
25	1"	A652200/251	1" 5/8-12	46	83	32	50
32	1" 1/4	A652200/320	1" 5/8-12	60	97	37	50
40	1" 1/2	A652200/400	1" 7/8-12	60	121	49	57

# A672201

Femmina girevole a 90° JIC cono 37°  
90° JIC female swivel cone 37°



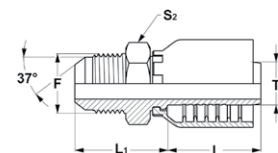
T		RIFERIMENTO REFERENCE	F	L	L1	E	S1
MM.	IN.		UNF-UN				
6	1/4	A672201/060	7/16-20	22	28	27	14
6	1/4	A672201/061	1/2-20	22	33	28	16
6	1/4	A672201/062	9/16-18	22	29	29	17
8	5/16	A672201/081	9/16-18	22	34	35	17
10	3/8	A672201/100	9/16-18	24	36	35	17
10	3/8	A672201/101	3/4-16	24	38	32	22
12	1/2	A672201/120	3/4-16	29	42	40	22
12	1/2	A672201/121	7/8-14	29	46	41	27
16	5/8	A672201/160	7/8-14	42	50	50	27
16	5/8	A672201/161	1" 1/16-12	42	50	47	32
20	3/4	A672201/200	1" 1/16-12	42	55	51	32
20	3/4	A672201/202	1" 5/16-12	42	71	63	38
25	1"	A672201/250	1" 5/16-12	46	63	60	38
25	1"	A672201/251	1" 5/8-12	46	63	57	50
32	1" 1/4	A672201/320	1" 5/8-12	60	90	81	50
40	1" 1/2	A672201/400	1" 7/8-12	60	104	100	57



T		RIFERIMENTO REFERENCE	F	L	L <sub>1</sub>	S <sub>2</sub>
MM.	IN.		UNF-UN			
5	3/16	A622298/051	7/16-20	32	26	12
6	1/4	A622298/060	7/16-20	22	29	12
6	1/4	A622298/061	1/2-20	22	29	14
6	1/4	A622298/062	9/16-18	22	30	17
8	5/16	A622298/081	9/16-18	22	30	17
10	3/8	A622298/100	9/16-18	24	30	17
10	3/8	A622298/101	3/4-16	24	34	22
12	1/2	A622298/120	3/4-16	29	34	22
12	1/2	A622298/121	7/8-14	29	39	24
16	5/8	A622298/160	7/8-14	42	39	24
16	5/8	A622298/161	1" 1/16-12	42	42	30
20	3/4	A622298/200	1" 1/16-12	42	42	30
20	3/4	A622298/202	1" 5/16-12	42	43	36
25	1"	A622298/250	1" 5/16-12	46	44	36
25	1"	A622298/251	1" 5/8-12	46	47	46
32	1" 1/4	A622298/320	1" 5/8-12	60	50	46
40	1" 1/2	A622298/400	1" 7/8-12	60	53	50

## A622298

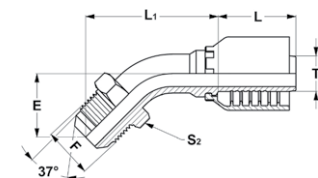
Maschio JIC con 37°  
JIC male cone 37°



T		RIFERIMENTO REFERENCE	F	L	L <sub>1</sub>	E	S <sub>2</sub>
MM.	IN.		UNF-UN				
6	1/4	A652464/060	7/16-20	22	41	21	12
6	1/4	A652464/061	1/2-20	22	42	22	14
6	1/4	A652464/062	9/16-18	22	42	22	17
8	5/16	A652464/081	9/16-18	22	45	23	17
10	3/8	A652464/100	9/16-18	24	49	24	17
10	3/8	A652464/101	3/4-16	24	52	26	22
12	1/2	A652464/120	3/4-16	29	57	28	22
12	1/2	A652464/121	7/8-14	29	61	32	24
16	5/8	A652464/160	7/8-14	42	70	32	24
16	5/8	A652464/161	1" 1/16-12	42	69	36	30
20	3/4	A652464/200	1" 1/16-12	42	74	36	30
20	3/4	A652464/202	1" 5/16-12	42	75	37	36
25	1"	A652464/250	1" 5/16-12	46	93	41	36
25	1"	A652464/251	1" 5/8-12	46	96	44	42
32	1" 1/4	A652464/320	1" 5/8-12	60	106	46	46
40	1" 1/2	A652464/400	1" 7/8-12	60	130	58	50

## A652464

Maschio a 45° JIC con 37°  
45° JIC male cone 37°

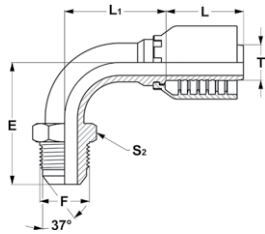


RACCORDI SERIE TL/2

HOSE FITTINGS TYPE TL/2

**A672465**

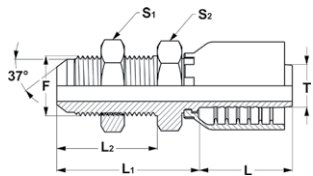
Maschio a 90° JIC cono 37°  
90° JIC male cone 37°



T		RIFERIMENTO REFERENCE	F	L	L1	E	S2
MM.	IN.		UNF-UN				
6	1/4	A672465/060	7/16-20	22	28	39	12
6	1/4	A672465/061	1/2-20	22	28	39	14
6	1/4	A672465/062	9/16-18	22	28	40	17
8	5/16	A672465/081	9/16-18	22	34	44	17
10	3/8	A672465/100	9/16-18	24	36	44	17
10	3/8	A672465/101	3/4-16	24	36	48	22
12	1/2	A672465/120	3/4-16	29	42	52	22
12	1/2	A672465/121	7/8-14	29	42	57	24
16	5/8	A672465/160	7/8-14	42	50	65	24
16	5/8	A672465/161	1" 1/16-12	42	50	68	30
20	3/4	A672465/200	1" 1/16-12	42	55	68	30
20	3/4	A672465/202	1" 5/16-12	42	55	69	36
25	1"	A672465/250	1" 5/16-12	46	63	78	36
25	1"	A672465/251	1" 5/8-12	46	63	80	42
32	1" 1/4	A672465/320	1" 5/8-12	60	90	94	46
40	1" 1/2	A672465/400	1" 7/8-12	60	104	114	50

**A632006**

Passaparete maschio JIC cono 37°  
JIC bulkhead male cone 37°



T		RIFERIMENTO REFERENCE	F	L	L1	L2	S1	S2
MM.	IN.		UNF-UN					
5	3/16	A632006/051	7/16-20	32	44	32	17	18
6	1/4	A632006/060	7/16-20	22	45	32	17	18
6	1/4	A632006/061	1/2-20	22	47	32	19	19
6	1/4	A632006/062	9/16-18	22	48	34	21	21
8	5/16	A632006/081	9/16-18	22	49	34	21	21
10	3/8	A632006/100	9/16-18	24	49	34	21	21
10	3/8	A632006/101	3/4-16	24	52	38	27	27
12	1/2	A632006/120	3/4-16	29	52	38	27	27
12	1/2	A632006/121	7/8-14	29	57	41	30	30
16	5/8	A632006/160	7/8-14	42	58	41	30	30
16	5/8	A632006/161	1" 1/16-12	42	58	45	35	35
20	3/4	A632006/200	1" 1/16-12	42	64	45	35	35
20	3/4	A632006/202	1" 5/16-12	42	65	45	41	41
25	1"	A632006/250	1" 5/16-12	46	66	45	41	41
25	1"	A632006/251	1" 5/8-12	46	68	47	46	46
32	1" 1/4	A632006/320	1" 5/8-12	60	70	47	46	46
40	1" 1/2	A632006/400	1" 7/8-12	60	70	47	55	55

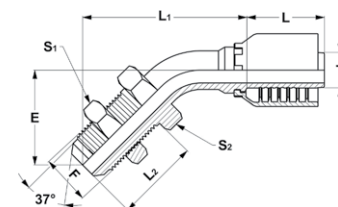




T		RIFERIMENTO REFERENCE	F UNF-UN	L	L <sub>1</sub>	L <sub>2</sub>	E	S <sub>1</sub>	S <sub>2</sub>
MM.	IN.								
6	1/4	A662009/060	7/16-20	22	54	32	34	17	18
6	1/4	A662009/061	1/2-20	22	54	32	34	19	19
6	1/4	A662009/062	9/16-18	22	53	34	33	21	21
8	5/16	A662009/081	9/16-18	22	62	34	39	21	21
10	3/8	A662009/100	9/16-18	24	64	34	39	21	21
10	3/8	A662009/101	3/4-16	24	65	38	40	24	27
12	1/2	A662009/120	3/4-16	29	70	38	41	27	27
12	1/2	A662009/121	7/8-14	29	73	41	44	30	30
16	5/8	A662009/160	7/8-14	42	79	41	46	30	30
16	5/8	A662009/161	1" 1/16-12	42	84	45	51	35	35
20	3/4	A662009/200	1" 1/16-12	42	89	45	51	35	35
20	3/4	A662009/202	1" 5/16-12	42	89	45	51	41	41
25	1"	A662009/250	1" 5/16-12	46	97	45	55	41	41
25	1"	A662009/251	1" 5/8-12	46	98	47	57	46	46
32	1" 1/4	A662009/320	1" 5/8-12	60	121	47	61	46	46
40	1" 1/2	A662009/400	1" 7/8-12	60	143	47	71	55	55

## A662009

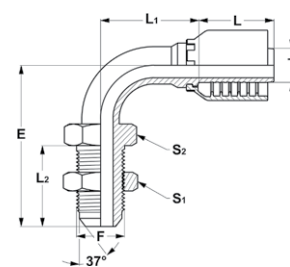
Passaparete maschio a 45° JIC  
cono 37°  
45° JIC bulkhead male cone 37°



T		RIFERIMENTO REFERENCE	F UNF-UN	L	L <sub>1</sub>	L <sub>2</sub>	E	S <sub>1</sub>	S <sub>2</sub>
MM.	IN.								
6	1/4	A682007/060	7/16-20	22	28	32	56	17	18
6	1/4	A682007/061	1/2-20	22	28	32	56	19	19
6	1/4	A682007/062	9/16-18	22	28	34	55	21	21
8	5/16	A682007/081	9/16-18	22	34	34	65	21	21
10	3/8	A682007/100	9/16-18	24	36	34	65	21	21
10	3/8	A682007/101	3/4-16	24	36	38	67	24	27
12	1/2	A682007/120	3/4-16	29	42	38	71	27	27
12	1/2	A682007/121	7/8-14	29	42	41	75	30	30
16	5/8	A682007/160	7/8-14	42	50	41	83	30	30
16	5/8	A682007/161	1" 1/16-12	42	50	45	90	35	35
20	3/4	A682007/200	1" 1/16-12	42	55	45	90	35	35
20	3/4	A682007/202	1" 5/16-12	42	55	45	90	41	41
25	1"	A682007/250	1" 5/16-12	46	63	45	99	41	41
25	1"	A682007/251	1" 5/8-12	46	63	47	101	46	46
32	1" 1/4	A682007/320	1" 5/8-12	60	90	47	115	46	46
40	1" 1/2	A682007/400	1" 7/8-12	60	104	47	132	55	55

## A682007

Passaparete maschio a 90° JIC  
cono 37°  
90° JIC bulkhead male cone 37°

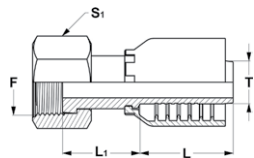


RACCORDI SERIE TL/2

HOSE FITTINGS TYPE TL/2

# A622308

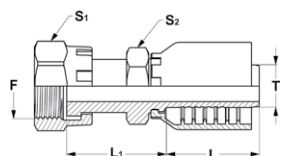
Femmina girevole ORFS  
ORFS female swivel



T		RIFERIMENTO REFERENCE	F	L	L1	S1
MM.	IN.		UNF-UN			
6	1/4	A622308/060	9/16-18	22	24	19
6	1/4	A622308/061	11/16-16	22	25	22
6	1/4	A622308/062	13/16-16	22	30	24
10	3/8	A622308/100	11/16-16	24	25	22
10	3/8	A622308/101	13/16-16	24	29	24
10	3/8	A622308/102	1"-14	24	32	30
12	1/2	A622308/120	13/16-16	29	30	24
12	1/2	A622308/121	1"-14	29	32	30
16	5/8	A622308/160	1"-14	42	32	30
16	5/8	A622308/161	1"3/16-12	42	35	36
20	3/4	A622308/200	1"3/16-12	42	35	36
20	3/4	A622308/201	1"7/16-12	42	37	41
25	1"	A622308/250	1"7/16-12	46	36	41
25	1"	A622308/251	1"11/16-12	46	37	50
32	1"1/4	A622308/320	1"11/16-12	60	40	50
40	1"1/2	A622308/400	2"-12	60	40	57

# A622517

Femmina girevole ORFS con  
controdado di fermo  
ORFS female swivel with  
counternut



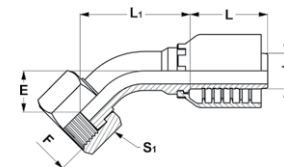
T		RIFERIMENTO REFERENCE	F	L	L1	S1	S2
MM.	IN.		UNF-UN				
6	1/4	A622517/060	9/16-18	22	30	19	14
6	1/4	A622517/061	11/16-16	22	34	22	17
6	1/4	A622517/062	13/16-16	22	37	24	19
10	3/8	A622517/100	11/16-16	24	35	22	17
10	3/8	A622517/101	13/16-16	24	37	24	19
10	3/8	A622517/102	1"-14	24	41	30	24
12	1/2	A622517/120	13/16-16	29	38	24	19
12	1/2	A622517/121	1"-14	29	40	30	24
16	5/8	A622517/160	1"-14	42	40	30	24
16	5/8	A622517/161	1"3/16-12	42	45	36	30
20	3/4	A622517/200	1"3/16-12	42	45	36	30
20	3/4	A622517/201	1"7/16-12	42	48	41	36
25	1"	A622517/250	1"7/16-12	46	48	41	36
25	1"	A622517/251	1"11/16-12	46	49	50	41
32	1"1/4	A622517/320	1"11/16-12	60	52	50	41
40	1"1/2	A622517/400	2"-12	60	52	57	48



T		RIFERIMENTO REFERENCE	F	L	L <sub>1</sub>	E	S <sub>1</sub>
MM.	IN.		UNF-UN				
6	1/4	A652211/060	9/16-18	22	31	11	19
6	1/4	A652211/061	11/16-16	22	32	12	22
6	1/4	A652211/062	13/16-16	22	37	16	24
10	3/8	A652211/100	11/16-16	24	42	16	22
10	3/8	A652211/101	13/16-16	24	45	19	24
10	3/8	A652211/102	1"-14	24	45	19	30
12	1/2	A652211/120	13/16-16	29	47	17	24
12	1/2	A652211/121	1"-14	29	49	20	30
16	5/8	A652211/160	1"-14	42	58	21	30
16	5/8	A652211/161	1" 3/16-12	42	62	24	36
20	3/4	A652211/200	1" 3/16-12	42	60	22	36
20	3/4	A652211/201	1" 7/16-12	42	61	23	41
25	1"	A652211/250	1" 7/16-12	46	71	29	41
25	1"	A652211/251	1" 11/16-12	46	81	29	50
32	1" 1/4	A652211/320	1" 11/16-12	60	90	29	50
40	1" 1/2	A652211/400	2"-12	60	113	40	57

## A652211

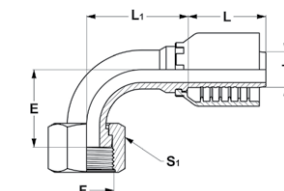
Femmina girevole a 45° ORFS  
45° ORFS female swivel



T		RIFERIMENTO REFERENCE	F	L	L <sub>1</sub>	E	S <sub>1</sub>
MM.	IN.		UNF-UN				
6	1/4	A672212/060	9/16-18	22	28	22	19
6	1/4	A672212/061	11/16-16	22	28	23	22
6	1/4	A672212/062	13/16-16	22	28	31	24
10	3/8	A672212/100	11/16-16	24	36	23	22
10	3/8	A672212/101	13/16-16	24	36	30	24
10	3/8	A672212/102	1"-14	24	36	38	30
12	1/2	A672212/120	13/16-16	29	42	31	24
12	1/2	A672212/121	1"-14	29	42	33	30
16	5/8	A672212/160	1"-14	42	50	31	30
16	5/8	A672212/161	1" 3/16-12	42	55	49	36
20	3/4	A672212/200	1" 3/16-12	42	55	49	36
20	3/4	A672212/201	1" 7/16-12	42	55	57	41
25	1"	A672212/250	1" 7/16-12	46	63	57	41
25	1"	A672212/251	1" 11/16-12	46	78	68	50
32	1" 1/4	A672212/320	1" 11/16-12	60	90	71	50
40	1" 1/2	A672212/400	2"-12	60	104	89	57

## A672212

Femmina girevole a 90° ORFS corta  
90° ORFS female swivel short drop

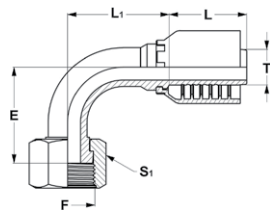


RACCORDI SERIE TL/2

HOSE FITTINGS TYPE TL/2

# A672652

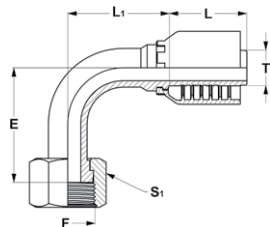
Femmina girevole a 90° ORFS media  
90° ORFS female swivel medium drop



T		RIFERIMENTO REFERENCE	F	L	L1	E	S1
MM.	IN.		UNF-UN				
6	1/4	A672652/060	9/16-18	22	28	32	19
6	1/4	A672652/061	11/16-16	22	28	38	22
10	3/8	A672652/100	11/16-16	24	36	38	22
10	3/8	A672652/101	13/16-16	24	36	41	24
12	1/2	A672652/120	13/16-16	29	42	41	24
12	1/2	A672652/121	1"-14	29	42	52	30
16	5/8	A672652/160	1"-14	42	50	47	30
16	5/8	A672652/161	1"3/16-12	42	55	49	36
20	3/4	A672652/200	1"3/16-12	42	55	61	36
20	3/4	A672652/201	1"7/16-12	42	55	70	41
25	1"	A672652/250	1"7/16-12	46	63	71	41
32	1"1/4	A672652/320	1"11/16-12	60	90	78	50
40	1"1/2	A672652/400	2"-12	60	104	89	57

# A672696

Femmina girevole a 90° ORFS lunga  
90° ORFS female swivel long drop

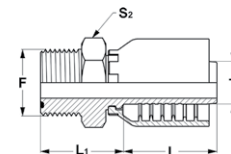


T		RIFERIMENTO REFERENCE	F	L	L1	E	S1
MM.	IN.		UNF-UN				
6	1/4	A672696/060	9/16-18	22	28	46	19
6	1/4	A672696/061	11/16-16	22	28	54	22
10	3/8	A672696/100	11/16-16	24	36	54	22
10	3/8	A672696/101	13/16-16	24	36	64	24
12	1/2	A672696/120	13/16-16	29	42	65	24
12	1/2	A672696/121	1"-14	29	42	70	30
16	5/8	A672696/160	1"-14	42	50	70	30
20	3/4	A672696/200	1"3/16-12	42	55	98	36
25	1"	A672696/250	1"7/16-12	46	63	115	41
32	1"1/4	A672696/320	1"11/16-12	60	90	130	50



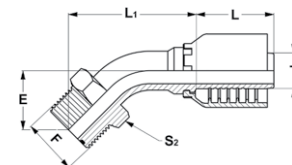
T		RIFERIMENTO REFERENCE	F	L	L <sub>1</sub>	S <sub>2</sub>
MM.	IN.		UNF-UN			
6	1/4	A622319/060	9/16-18	22	25	17
6	1/4	A622319/061	11/16-16	22	28	19
6	1/4	A622319/062	13/16-16	22	29	22
10	3/8	A622319/100	11/16-16	24	28	19
10	3/8	A622319/101	13/16-16	24	31	22
10	3/8	A622319/102	1"-14	24	35	27
12	1/2	A622319/120	13/16-16	29	31	22
12	1/2	A622319/121	1"-14	29	34	27
16	5/8	A622319/160	1"-14	42	34	27
16	5/8	A622319/161	1" 3/16-12	42	38	32
20	3/4	A622319/200	1" 3/16-12	42	38	32
20	3/4	A622319/201	1" 7/16-12	42	38	38
25	1"	A622319/250	1" 7/16-12	46	38	41
25	1"	A622319/251	1" 11/16-12	46	39	45
32	1" 1/4	A622319/320	1" 11/16-12	60	42	46
40	1" 1/2	A622319/400	2"-12	60	45	55

## A622319

Maschio ORFS  
ORFS male

T		RIFERIMENTO REFERENCE	F	L	L <sub>1</sub>	E	S <sub>2</sub>
MM.	IN.		UNF-UN				
6	1/4	A652475/060	9/16-18	22	39	19	17
6	1/4	A652475/061	11/16-16	22	40	20	19
6	1/4	A652475/062	13/16-16	22	43	22	22
10	3/8	A652475/100	11/16-16	24	48	22	19
10	3/8	A652475/101	13/16-16	24	49	24	22
10	3/8	A652475/102	1"-14	24	52	27	27
12	1/2	A652475/120	13/16-16	29	55	25	22
12	1/2	A652475/121	1"-14	29	57	28	27
16	5/8	A652475/160	1"-14	42	68	30	27
16	5/8	A652475/161	1" 3/16-12	42	69	31	32
20	3/4	A652475/200	1" 3/16-12	42	69	32	32
20	3/4	A652475/201	1" 7/16-12	42	70	33	38
25	1"	A652475/250	1" 7/16-12	46	84	42	38
25	1"	A652475/251	1" 11/16-12	46	85	43	46
32	1" 1/4	A652475/320	1" 11/16-12	60	109	49	46
40	1" 1/2	A652475/400	2"-12	60	126	53	55

## A652475

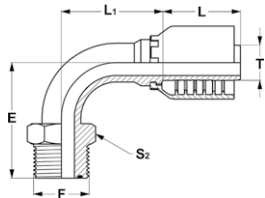
Maschio a 45° ORFS  
45° ORFS male

RACCORDI SERIE TL/2

HOSE FITTINGS TYPE TL/2

# A672476

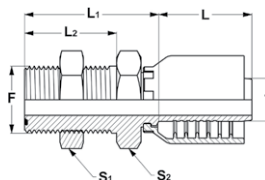
Maschio a 90° ORFS  
90° ORFS male



T		RIFERIMENTO REFERENCE	F	L	L1	E	S2
MM.	IN.		UNF-UN				
6	1/4	A672476/060	9/16-18	22	28	35	17
6	1/4	A672476/061	11/16-16	22	28	37	19
6	1/4	A672476/062	13/16-16	22	28	40	22
10	3/8	A672476/100	11/16-16	24	36	42	19
10	3/8	A672476/101	13/16-16	24	36	45	22
10	3/8	A672476/102	1"-14	24	36	48	27
12	1/2	A672476/120	13/16-16	29	42	49	22
12	1/2	A672476/121	1"-14	29	42	52	27
16	5/8	A672476/160	1"-14	42	50	60	27
16	5/8	A672476/161	1"3/16-12	42	50	63	32
20	3/4	A672476/200	1"3/16-12	42	55	63	32
20	3/4	A672476/201	1"7/16-12	42	55	64	38
25	1"	A672476/250	1"7/16-12	46	63	81	38
25	1"	A672476/251	1"11/16-12	46	63	82	46
32	1"1/4	A672476/320	1"11/16-12	60	90	98	46
40	1"1/2	A672476/400	2"-12	60	104	107	55

# A632017

Passaparete maschio ORFS  
ORFS bulkhead male



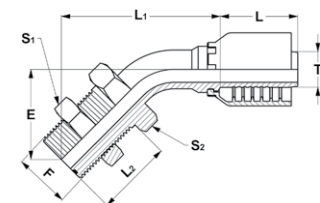
T		RIFERIMENTO REFERENCE	F	L	L1	L2	S1	S2
MM.	IN.		UNF-UN					
6	1/4	A632017/060	9/16-18	22	47	32	21	21
6	1/4	A632017/061	11/16-16	22	49	34	27	22
6	1/4	A632017/062	13/16-16	22	54	37	30	24
10	3/8	A632017/100	11/16-16	24	51	34	27	27
10	3/8	A632017/101	13/16-16	24	54	37	30	27
10	3/8	A632017/102	1"-14	24	59	41	35	30
12	1/2	A632017/120	13/16-16	29	54	37	30	30
12	1/2	A632017/121	1"-14	29	58	41	35	30
16	5/8	A632017/160	1"-14	42	58	41	35	35
16	5/8	A632017/161	1"3/16-12	42	59	42	41	35
20	3/4	A632017/200	1"3/16-12	42	61	42	41	38
20	3/4	A632017/201	1"7/16-12	42	62	43	46	46
25	1"	A632017/250	1"7/16-12	46	62	43	46	46
25	1"	A632017/251	1"11/16-12	46	60	43	50	50
32	1"1/4	A632017/320	1"11/16-12	60	64	43	50	50
40	1"1/2	A632017/400	2"-12	60	63	43	60	60



T		RIFERIMENTO REFERENCE	F UNF-UN	L	L <sub>1</sub>	L <sub>2</sub>	E	S <sub>1</sub>	S <sub>2</sub>
MM.	IN.								
6	1/4	A662010/060	9/16-18	22	53	32	34	21	21
6	1/4	A662010/061	11/16-16	22	55	34	36	27	22
6	1/4	A662010/062	13/16-16	22	58	37	39	30	24
10	3/8	A662010/100	11/16-16	24	63	34	38	27	27
10	3/8	A662010/101	13/16-16	24	65	37	40	30	27
10	3/8	A662010/102	1"-14	24	69	41	43	35	30
12	1/2	A662010/120	13/16-16	29	71	37	41	30	30
12	1/2	A662010/121	1"-14	29	74	41	44	35	30
16	5/8	A662010/160	1"-14	42	79	41	47	36	36
16	5/8	A662010/161	1" 3/16-12	42	81	42	48	41	35
20	3/4	A662010/200	1" 3/16-12	42	86	42	48	41	38
20	3/4	A662010/201	1" 7/16-12	42	87	43	49	46	46
25	1"	A662010/250	1" 7/16-12	46	106	43	55	46	46
25	1"	A662010/251	1" 11/16-12	46	106	43	55	50	46
32	1" 1/4	A662010/320	1" 11/16-12	60	126	43	65	50	50
40	1" 1/2	A662010/400	2"-12	60	142	43	70	60	60

## A662010

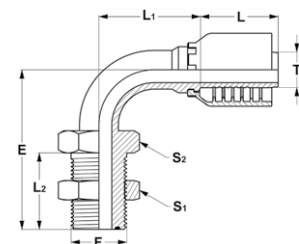
Passaparete maschio a 45° ORFS  
45° ORFS bulkhead male



T		RIFERIMENTO REFERENCE	F UNF-UN	L	L <sub>1</sub>	L <sub>2</sub>	E	S <sub>1</sub>	S <sub>2</sub>
MM.	IN.								
6	1/4	A682018/060	9/16-18	22	28	32	56	21	21
6	1/4	A682018/061	11/16-16	22	28	34	59	27	22
6	1/4	A682018/062	13/16-16	22	28	37	63	30	24
10	3/8	A682018/100	11/16-16	24	36	34	64	27	27
10	3/8	A682018/101	13/16-16	24	36	37	67	30	27
10	3/8	A682018/102	1"-14	24	36	41	72	35	30
12	1/2	A682018/120	13/16-16	29	42	37	72	30	30
12	1/2	A682018/121	1"-14	29	42	41	76	35	30
16	5/8	A682018/160	1"-14	42	50	41	84	36	36
16	5/8	A682018/161	1" 3/16-12	42	50	42	86	41	35
20	3/4	A682018/200	1" 3/16-12	42	55	42	86	41	38
20	3/4	A682018/201	1" 7/16-12	42	55	43	87	46	46
25	1"	A682018/250	1" 7/16-12	46	78	43	104	46	46
25	1"	A682018/251	1" 11/16-12	46	78	43	104	50	46
32	1" 1/4	A682018/320	1" 11/16-12	60	90	43	121	50	50
40	1" 1/2	A682018/400	2"-12	60	104	43	130	60	60

## A682018

Passaparete maschio a 90° ORFS  
90° ORFS bulkhead male



RACCORDI SERIE TL/2

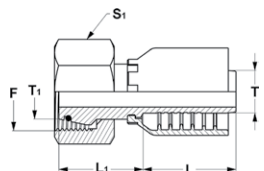
HOSE FITTINGS TYPE TL/2

**A622364**

serie leggera (l) / LIGHT SERIES

Femmina metrica DKO girevole DIN serie L

Swivel DKO female DIN L series



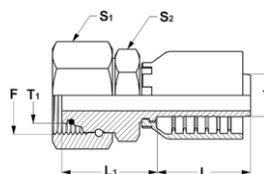
T		RIFERIMENTO REFERENCE	F	T <sub>1</sub>	L	L <sub>1</sub>	S <sub>1</sub>
MM.	IN.		METRICO METRIC				
5	3/16	A622364/050	12X1,5	6	32	23	14
6	1/4	A622364/060	14X1,5	8	22	24	17
6	1/4	A622364/061	16X1,5	10	22	24	19
6	1/4	A622364/069	12X1,5	6	22	26	14
8	5/16	A622364/080	16X1,5	10	22	26	19
10	3/8	A622364/100	18X1,5	12	24	24	22
10	3/8	A622364/109	16X1,5	10	24	25	19
12	1/2	A622364/120	22X1,5	15	29	28	27
12	1/2	A622364/121	26X1,5	18	29	28	32
16	5/8	A622364/160	26X1,5	18	42	28	32
20	3/4	A622364/200	30X2	22	42	30	36
20	3/4	A622364/209	26X1,5	18	42	29	32
25	1"	A622364/250	36X2	28	46	31	41
32	1" 1/4	A622364/320	45X2	35	60	39	50
40	1" 1/2	A622364/400	52X2	42	60	40	60

**A622528**

serie leggera (l) / LIGHT SERIES

Femmina metrica DKO girevole DIN serie L con controdado di fermo

Swivel DKO female DIN L series with counter nut



T		RIFERIMENTO REFERENCE	F	T <sub>1</sub>	L	L <sub>1</sub>	S <sub>1</sub>	S <sub>2</sub>
MM.	IN.		METRICO METRIC					
5	3/16	A622528/050	12X1,5	6	32	29	17	17
6	1/4	A622528/060	14X1,5	8	22	30	17	14
6	1/4	A622528/061	16X1,5	10	22	31	19	14
6	1/4	A622528/069	12X1,5	6	22	31	17	14
8	5/16	A622528/080	16X1,5	10	22	31	19	17
10	3/8	A622528/100	18X1,5	12	24	32	22	17
10	3/8	A622528/109	16X1,5	10	24	31	19	17
12	1/2	A622528/120	22X1,5	15	29	37	27	22
12	1/2	A622528/121	26X1,5	18	29	36	32	27
16	5/8	A622528/160	26X1,5	18	42	36	32	27
20	3/4	A622528/200	30X2	22	42	38	36	30
20	3/4	A622528/209	26X1,5	18	42	36	32	27
25	1"	A622528/250	36X2	28	46	38	41	36
32	1" 1/4	A622528/320	45X2	35	60	45	50	41
40	1" 1/2	A622528/400	52X2	42	60	56	60	50



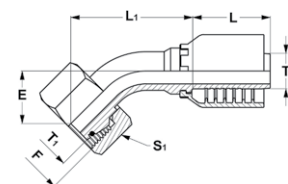


T		RIFERIMENTO REFERENCE	F	T <sub>1</sub>	L	L <sub>1</sub>	E	S <sub>1</sub>
MM.	IN.		METRICO METRIC					
6	1/4	A652233/060	14x1,5	8	22	38	18	17
6	1/4	A652233/061	16x1,5	10	22	40	20	19
6	1/4	A652233/069	12x1,5	6	22	40	20	17
8	5/16	A652233/080	16x1,5	10	22	44	20	19
10	3/8	A652233/100	18x1,5	12	24	45	20	22
10	3/8	A652233/109	16x1,5	10	24	46	21	19
12	1/2	A652233/120	22x1,5	15	29	52	22	27
12	1/2	A652233/121	26x1,5	18	29	52	22	32
16	5/8	A652233/160	26x1,5	18	42	62	25	32
20	3/4	A652233/200	30x2	22	42	62	25	36
20	3/4	A652233/209	26x1,5	18	42	65	27	32
25	1"	A652233/250	36x2	28	46	70	28	41
32	1" 1/4	A652233/320	45x2	35	60	116	46	50
40	1" 1/2	A652233/400	52x2	42	60	112	39	60

## A652233

serie leggera (l) / LIGHT SERIES

Femmina metrica DKO girevole a  
45° DIN serie L  
45° swivel DKO female DIN L series

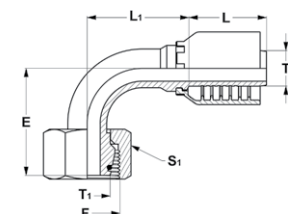


T		RIFERIMENTO REFERENCE	F	T <sub>1</sub>	L	L <sub>1</sub>	E	S <sub>1</sub>
MM.	IN.		METRICO METRIC					
6	1/4	A672234/060	14x1,5	8	22	28	34	17
6	1/4	A672234/061	16x1,5	10	22	28	33	19
6	1/4	A672234/069	12x1,5	6	22	28	36	14
8	5/16	A672234/080	16x1,5	10	22	34	39	19
10	3/8	A672234/100	18x1,5	12	24	36	39	22
10	3/8	A672234/109	16x1,5	10	24	36	41	19
12	1/2	A672234/120	22x1,5	15	29	42	45	27
12	1/2	A672234/121	26x1,5	18	29	42	45	32
16	5/8	A672234/160	26x1,5	18	42	50	53	32
20	3/4	A672234/200	30x2	22	42	55	53	36
20	3/4	A672234/209	26x1,5	18	42	55	55	32
25	1"	A672234/250	36x2	28	46	63	61	41
32	1" 1/4	A672234/320	45x2	35	60	100	94	50
40	1" 1/2	A672234/400	52x2	42	60	104	87	60

## A672234

serie leggera (l) / LIGHT SERIES

Femmina metrica DKO girevole a  
90° DIN serie L  
90° swivel DKO female DIN L series



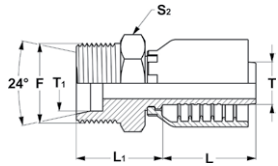
RACCORDI SERIE TL/2

HOSE FITTINGS TYPE TL/2

**A622342**

serie leggera (l) / LIGHT SERIES

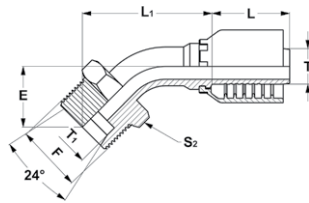
Maschio DIN serie L  
Male DIN L series



**A652486**

serie leggera (l) / LIGHT SERIES

Maschio a 45° DIN serie L  
45° male DIN L series



T		RIFERIMENTO REFERENCE	F	T <sub>1</sub>	L	L <sub>1</sub>	S <sub>2</sub>
MM.	IN.						
5	3/16	A622342/050	12X1,5	6	32	23	14
6	1/4	A622342/060	14X1,5	8	22	25	17
6	1/4	A622342/069	12X1,5	6	22	25	14
8	5/16	A622342/080	16X1,5	10	22	26	17
10	3/8	A622342/100	18X1,5	12	24	27	19
10	3/8	A622342/109	16X1,5	10	24	28	17
12	1/2	A622342/120	22X1,5	15	29	29	24
16	5/8	A622342/160	26X1,5	18	42	32	27
20	3/4	A622342/200	30X2	22	42	34	32
20	3/4	A622342/209	26X1,5	18	42	32	27
25	1"	A622342/250	36X2	28	46	36	36
32	1"1/4	A622342/320	45X2	35	60	42	46
40	1"1/2	A622342/400	52X2	42	60	44	55

T		RIFERIMENTO REFERENCE	F	T <sub>1</sub>	L	L <sub>1</sub>	E	S <sub>2</sub>
MM.	IN.							
6	1/4	A652486/060	14X1,5	8	22	40	20	17
6	1/4	A652486/061	16X1,5	10	22	40	20	17
6	1/4	A652486/069	12X1,5	6	22	39	19	14
8	5/16	A652486/080	16X1,5	10	22	44	21	17
10	3/8	A652486/100	18X1,5	12	24	48	23	19
10	3/8	A652486/109	16X1,5	10	24	48	22	17
12	1/2	A652486/120	22X1,5	15	29	53	24	24
12	1/2	A652486/121	26X1,5	18	29	55	26	24
16	5/8	A652486/160	26X1,5	18	42	61	29	27
20	3/4	A652486/200	30X2	22	42	67	30	32
20	3/4	A652486/209	26X1,5	18	42	66	29	27
25	1"	A652486/250	36X2	28	46	76	34	36
32	1"1/4	A652486/320	45X2	35	60	101	40	46
40	1"1/2	A652486/400	52X2	42	60	115	43	55

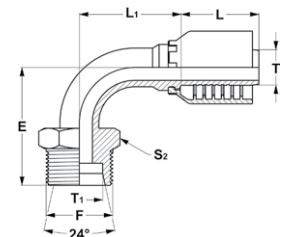


T		RIFERIMENTO REFERENCE	F	T <sub>1</sub>	L	L <sub>1</sub>	E	S <sub>2</sub>
MM.	IN.		METRICO METRIC					
6	1/4	A672487/060	14x1,5	8	22	28	36	17
6	1/4	A672487/061	16x1,5	10	22	28	36	17
6	1/4	A672487/069	12x1,5	6	22	28	35	14
8	5/16	A672487/080	16x1,5	10	22	34	40	17
10	3/8	A672487/100	18x1,5	12	24	36	43	19
10	3/8	A672487/109	16x1,5	10	24	36	42	17
12	1/2	A672487/120	22x1,5	15	29	42	47	24
12	1/2	A672487/121	26x1,5	18	29	42	49	24
16	5/8	A672487/160	26x1,5	18	42	50	58	27
20	3/4	A672487/200	30x2	22	42	55	60	32
20	3/4	A672487/209	26x1,5	18	42	55	58	27
25	1"	A672487/250	36x2	28	46	63	69	36
32	1" 1/4	A672487/320	45x2	35	60	90	86	46
40	1" 1/2	A672487/400	52x2	42	60	104	92	55

## A672487

serie leggera (l) / LIGHT SERIES

Maschio a 90° DIN serie L  
90° male DIN L series

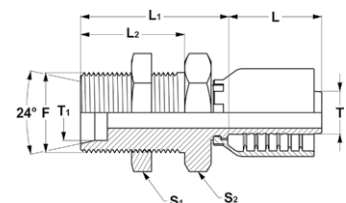


T		RIFERIMENTO REFERENCE	F	T <sub>1</sub>	L	L <sub>1</sub>	L <sub>2</sub>	S <sub>1</sub>	S <sub>2</sub>
MM.	IN.		METRICO METRIC						
5	3/16	A632028/050	12x1,5	6	32	42	34	17	17
6	1/4	A632028/060	14x1,5	8	22	48	34	19	19
6	1/4	A632028/069	12x1,5	6	22	48	34	17	17
8	5/16	A632028/080	16x1,5	10	22	48	35	22	22
10	3/8	A632028/100	18x1,5	12	24	51	36	24	24
10	3/8	A632028/109	16x1,5	10	24	50	35	22	22
12	1/2	A632028/120	22x1,5	15	29	53	38	30	27
16	5/8	A632028/160	26x1,5	18	42	57	40	36	32
20	3/4	A632028/200	30x2	22	42	60	42	41	36
20	3/4	A632028/209	26x1,5	18	42	57	40	36	36
25	1"	A632028/250	36x2	28	46	63	43	46	41
32	1" 1/4	A632028/320	45x2	35	60	69	47	55	50
40	1" 1/2	A632028/400	52x2	42	60	70	47	65	60

## A632028

serie leggera (l) / LIGHT SERIES

Passaparete maschio DIN serie L  
Bulkhead male DIN L series



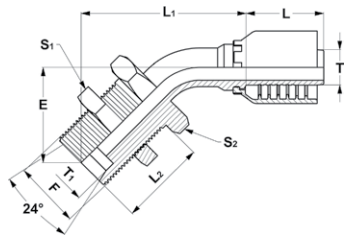
RACCORDI SERIE TL/2

HOSE FITTINGS TYPE TL/2

**A662021**

serie leggera (l) / LIGHT SERIES

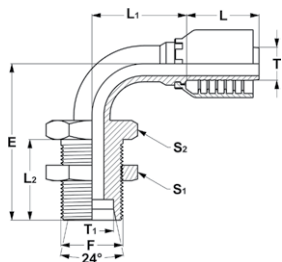
Passaparete maschio a 45° DIN serie L  
45° Bulkhead male DIN L series



**A682029**

serie leggera (l) / LIGHT SERIES

Passaparete maschio a 90° DIN serie L  
90° Bulkhead male DIN L series



T		RIFERIMENTO REFERENCE	F	T <sub>1</sub>	L	L <sub>1</sub>	L <sub>2</sub>	E	S <sub>1</sub>	S <sub>2</sub>
MM.	IN.									
6	1/4	A662021/060	14X1,5	8	22	56	34	36	19	19
6	1/4	A662021/061	16X1,5	10	22	57	35	37	22	22
6	1/4	A662021/069	12X1,5	6	22	55	34	35	17	17
8	5/16	A662021/080	16X1,5	10	22	61	35	38	22	22
10	3/8	A662021/100	18X1,5	12	24	65	36	39	24	24
10	3/8	A662021/109	16X1,5	10	24	65	35	39	22	22
12	1/2	A662021/120	22X1,5	15	29	71	38	42	30	27
12	1/2	A662021/121	26X1,5	18	29	73	40	44	36	32
16	5/8	A662021/160	26X1,5	18	42	79	40	47	36	32
20	3/4	A662021/200	30X2	22	42	86	42	48	41	36
20	3/4	A662021/209	26X1,5	18	42	84	40	47	36	36
25	1"	A662021/250	36X2	28	46	95	43	53	46	41
32	1"1/4	A662021/320	45X2	35	60	121	47	61	55	50
40	1"1/2	A662021/400	52X2	42	60	138	47	66	65	60

T		RIFERIMENTO REFERENCE	F	T <sub>1</sub>	L	L <sub>1</sub>	L <sub>2</sub>	E	S <sub>1</sub>	S <sub>2</sub>
MM.	IN.									
6	1/4	A682029/060	14X1,5	8	22	28	34	58	19	19
6	1/4	A682029/061	16X1,5	10	22	28	35	60	22	22
6	1/4	A682029/069	12X1,5	6	22	28	34	57	17	17
8	5/16	A682029/080	16X1,5	10	22	34	35	64	22	22
10	3/8	A682029/100	18X1,5	12	24	36	36	66	24	24
10	3/8	A682029/109	16X1,5	10	24	36	35	66	22	22
12	1/2	A682029/120	22X1,5	15	29	42	38	72	30	27
12	1/2	A682029/121	26X1,5	18	29	42	40	75	36	32
16	5/8	A682029/160	26X1,5	18	42	50	40	84	36	32
20	3/4	A682029/200	30X2	22	42	55	42	86	41	36
20	3/4	A682029/209	26X1,5	18	42	55	40	84	36	36
25	1"	A682029/250	36X2	28	46	63	43	96	46	41
32	1"1/4	A682029/320	45X2	35	60	90	47	115	55	50
40	1"1/2	A682029/400	52X2	42	60	104	47	125	65	60

FOR S.P.A. - NORME E DIMENSIONI SOGGETTE A MODIFICHE SENZA PREAVVISO.  
FOR S.P.A. - DESIGN DETAILS AND SPECIFICATIONS SUBJECT TO CHANGE WITHOUT PRIOR NOTICE.

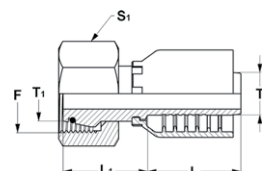


T		RIFERIMENTO REFERENCE	F	T <sub>1</sub>	L	L <sub>1</sub>	S <sub>1</sub>
MM.	IN.		METRICO METRIC				
6	1/4	A622375/060	18x1,5	10	22	24	22
6	1/4	A622375/069	16x1,5	8	22	26	19
8	5/16	A622375/080	20x1,5	12	22	26	24
10	3/8	A622375/100	22x1,5	14	24	24	27
10	3/8	A622375/101	24x1,5	16	24	24	30
10	3/8	A622375/109	20x1,5	12	24	25	24
12	1/2	A622375/120	24x1,5	16	29	28	30
16	5/8	A622375/160	30x2	20	42	28	36
20	3/4	A622375/200	36x2	25	42	30	46
20	3/4	A622375/209	30x2	20	42	29	36
25	1"	A622375/250	42x2	30	46	31	50
32	1"1/4	A622375/320	52x2	38	60	39	60

## A622375

serie pesante (s) / HEAVY SERIES

Femmina metrica DKO girevole DIN  
serie S  
Swivel DKO female DIN S series

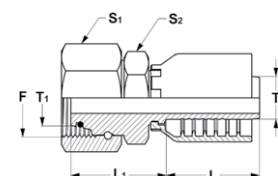


T		RIFERIMENTO REFERENCE	F	T <sub>1</sub>	L	L <sub>1</sub>	S <sub>1</sub>	S <sub>2</sub>
MM.	IN.		METRICO METRIC					
6	1/4	A622539/060	18x1,5	10	22	31	22	17
6	1/4	A622539/069	16x1,5	8	22	30	19	17
8	5/16	A622539/080	20x1,5	12	22	34	24	17
10	3/8	A622539/100	22x1,5	14	24	34	27	22
10	3/8	A622539/101	24x1,5	16	24	35	30	24
10	3/8	A622539/109	20x1,5	12	24	34	24	19
12	1/2	A622539/120	24x1,5	16	29	34	30	24
16	5/8	A622539/160	30x2	20	42	43	36	27
20	3/4	A622539/200	36x2	25	42	43	46	36
20	3/4	A622539/209	30x2	20	42	43	36	27
25	1"	A622539/250	42x2	30	46	44	50	41
32	1"1/4	A622539/320	52x2	38	60	51	60	50

## A622539

serie pesante (s) / HEAVY SERIES

Femmina metrica DKO girevole DIN  
serie S con controdado di fermo  
Swivel DKO female DIN S series  
with counter nut



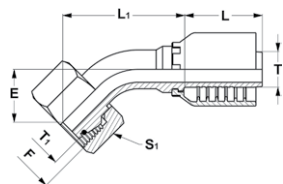
RACCORDI SERIE TL/2

HOSE FITTINGS TYPE TL/2

**A652244**

serie pesante (s) / HEAVY SERIES

Femmina metrica DKO girevole a 45° DIN serie S  
45° swivel DKO female DIN S series

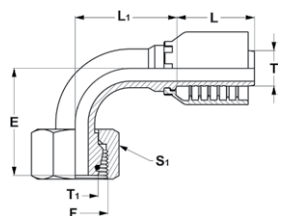


T		RIFERIMENTO REFERENCE	F	T <sub>1</sub>	L	L <sub>1</sub>	E	S <sub>1</sub>
MM.	IN.		METRICO METRIC					
6	1/4	A652244/060	18X1,5	10	22	39	20	22
6	1/4	A652244/069	16X1,5	8	22	37	17	19
8	5/16	A652244/080	20X1,5	12	22	43	20	24
10	3/8	A652244/100	22X1,5	14	24	42	22	27
10	3/8	A652244/101	24X1,5	16	24	51	24	30
10	3/8	A652244/109	20X1,5	12	24	48	20	24
12	1/2	A652244/120	24X1,5	16	29	52	23	30
16	5/8	A652244/160	30X2	20	42	67	30	36
20	3/4	A652244/200	36X2	25	42	66	29	46
20	3/4	A652244/209	30X2	20	42	70	32	36
25	1"	A652244/250	42X2	30	46	74	32	50
32	1"1/4	A652244/320	52X2	38	60	105	45	60

**A672245**

serie pesante (s) / HEAVY SERIES

Femmina metrica DKO girevole a 90° DIN serie S  
90° swivel DKO female DIN S series



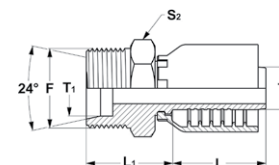
T		RIFERIMENTO REFERENCE	F	T <sub>1</sub>	L	L <sub>1</sub>	E	S <sub>1</sub>
MM.	IN.		METRICO METRIC					
6	1/4	A672245/060	18X1,5	10	22	28	37	22
6	1/4	A672245/069	16X1,5	8	22	33	36	19
8	5/16	A672245/080	20X1,5	12	22	34	39	24
10	3/8	A672245/100	22X1,5	14	24	36	41	27
10	3/8	A672245/101	24X1,5	16	24	36	42	30
10	3/8	A672245/109	20X1,5	12	24	38	39	24
12	1/2	A672245/120	24X1,5	16	29	42	46	30
16	5/8	A672245/160	30X2	20	42	50	60	36
20	3/4	A672245/200	36X2	25	42	55	58	46
20	3/4	A672245/209	30X2	20	42	55	64	36
25	1"	A672245/250	42X2	30	46	63	65	50
32	1"1/4	A672245/320	52X2	38	60	90	93	60



T		RIFERIMENTO REFERENCE	F	T <sub>1</sub>	L	L <sub>1</sub>	S <sub>2</sub>
MM.	IN.		METRICO METRIC				
6	1/4	A622353/060	18x1,5	10	22	27	19
6	1/4	A622353/069	16x1,5	8	22	28	17
8	5/16	A622353/080	20x1,5	12	22	27	22
10	3/8	A622353/100	22x1,5	14	24	31	24
10	3/8	A622353/101	24x1,5	16	24	31	27
10	3/8	A622353/109	20x1,5	12	24	29	22
12	1/2	A622353/120	24x1,5	16	29	31	27
16	5/8	A622353/160	30x2	20	42	36	32
20	3/4	A622353/200	36x2	25	42	42	38
20	3/4	A622353/209	30x2	20	42	36	32
25	1"	A622353/250	42x2	30	46	46	46
32	1"1/4	A622353/320	52x2	38	60	50	55

**A622353**

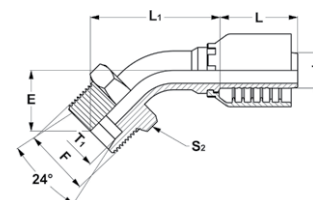
serie pesante (s) / HEAVY SERIES

Maschio DIN serie S  
Male DIN S series

T		RIFERIMENTO REFERENCE	F	T <sub>1</sub>	L	L <sub>1</sub>	E	S <sub>2</sub>
MM.	IN.		METRICO METRIC					
6	1/4	A652497/060	18x1,5	10	22	41	21	19
6	1/4	A652497/069	16x1,5	8	22	41	21	17
8	5/16	A652497/080	20x1,5	12	22	46	23	22
10	3/8	A652497/100	22x1,5	14	24	50	24	24
10	3/8	A652497/101	24x1,5	16	24	50	24	27
10	3/8	A652497/109	20x1,5	12	24	48	23	22
12	1/2	A652497/120	24x1,5	16	29	55	26	27
16	5/8	A652497/160	30x2	20	42	64	31	32
20	3/4	A652497/200	36x2	25	42	73	36	38
20	3/4	A652497/209	30x2	20	42	69	31	32
25	1"	A652497/250	42x2	30	46	83	41	46
32	1"1/4	A652497/320	52x2	38	60	107	47	55

**A652497**

serie pesante (s) / HEAVY SERIES

Maschio a 45° DIN serie S  
45° male DIN S series

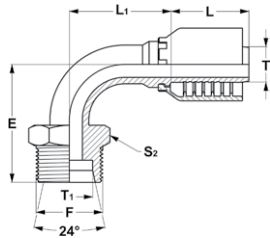
RACCORDI SERIE TL/2

HOSE FITTINGS TYPE TL/2

**A672498**

serie pesante (s) / HEAVY SERIES

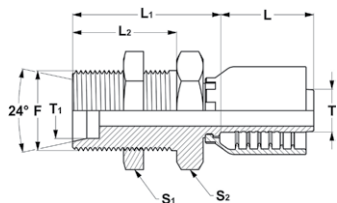
Maschio a 90° DIN serie S  
90° male DIN S series



**A632039**

serie pesante (s) / HEAVY SERIES

Passaprete maschio DIN serie S  
Bulkhead male DIN S series



T		RIFERIMENTO REFERENCE	F	T <sub>1</sub>	L	L <sub>1</sub>	E	S <sub>2</sub>
MM.	IN.		METRICO METRIC					
6	1/4	A672498/060	18X1,5	10	22	28	37	19
6	1/4	A672498/069	16X1,5	8	22	28	37	17
8	5/16	A672498/080	20X1,5	12	22	34	43	22
10	3/8	A672498/100	22X1,5	14	24	36	45	24
10	3/8	A672498/101	24X1,5	16	24	36	45	27
10	3/8	A672498/109	20X1,5	12	24	36	43	22
12	1/2	A672498/120	24X1,5	16	29	42	49	27
16	5/8	A672498/160	30X2	20	42	50	62	32
20	3/4	A672498/200	36X2	25	42	55	68	38
20	3/4	A672498/209	30X2	20	42	55	62	32
25	1"	A672498/250	42X2	30	46	63	79	46
32	1"1/4	A672498/320	52X2	38	60	90	95	55

T		RIFERIMENTO REFERENCE	F	T <sub>1</sub>	L	L <sub>1</sub>	L <sub>2</sub>	S <sub>1</sub>	S <sub>2</sub>
MM.	IN.		METRICO METRIC						
6	1/4	A632039/060	18X1,5	10	22	54	37	24	24
6	1/4	A632039/069	16X1,5	8	22	51	36	22	22
8	5/16	A632039/080	20X1,5	12	22	55	38	27	27
10	3/8	A632039/100	22X1,5	14	24	58	40	30	30
10	3/8	A632039/101	24X1,5	16	24	58	40	32	32
10	3/8	A632039/109	20X1,5	12	24	55	38	27	27
12	1/2	A632039/120	24X1,5	16	29	58	40	32	32
16	5/8	A632039/160	30X2	20	42	63	44	41	41
20	3/4	A632039/200	36X2	25	42	68	47	46	46
20	3/4	A632039/209	30X2	20	42	63	44	41	41
25	1"	A632039/250	42X2	30	46	73	51	50	50
32	1"1/4	A632039/320	52X2	38	60	80	53	65	65



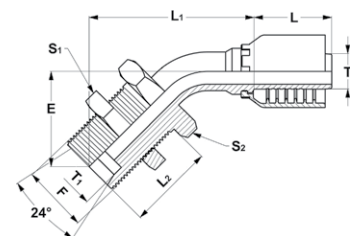


T		RIFERIMENTO REFERENCE	F	T <sub>1</sub>	L	L <sub>1</sub>	L <sub>2</sub>	E	S <sub>1</sub>	S <sub>2</sub>
MM.	IN.		METRICO METRIC							
6	1/4	A662032/060	18x1,5	10	22	58	37	38	24	24
6	1/4	A662032/069	16x1,5	8	22	58	36	38	22	22
8	5/16	A662032/080	20x1,5	12	22	65	38	41	27	27
10	3/8	A662032/100	22x1,5	14	24	68	40	43	30	30
10	3/8	A662032/101	24x1,5	16	24	68	40	43	32	32
10	3/8	A662032/109	20x1,5	12	24	67	38	41	27	27
12	1/2	A662032/120	24x1,5	16	29	73	40	44	32	32
16	5/8	A662032/160	30x2	20	42	84	44	51	41	41
20	3/4	A662032/200	36x2	25	42	94	47	56	46	46
20	3/4	A662032/209	30x2	20	42	89	44	51	41	41
25	1"	A662032/250	42x2	30	46	105	51	63	50	50
32	1" 1/4	A662032/320	52x2	38	60	129	53	68	65	65

## A662032

serie pesante (S) / HEAVY SERIES

Passaparete maschio a 45° DIN  
serie S  
45° Bulkhead male DIN S series

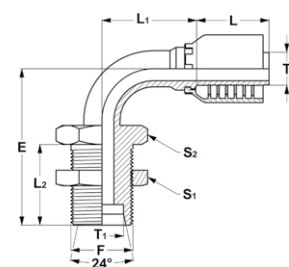


T		RIFERIMENTO REFERENCE	F	T <sub>1</sub>	L	L <sub>1</sub>	L <sub>2</sub>	E	S <sub>1</sub>	S <sub>2</sub>
MM.	IN.		METRICO METRIC							
6	1/4	A682030/060	18x1,5	10	22	28	37	62	24	24
6	1/4	A682030/069	16x1,5	8	22	28	36	61	22	22
8	5/16	A682030/080	20x1,5	12	22	34	38	69	27	27
10	3/8	A682030/100	22x1,5	14	24	36	40	71	30	30
10	3/8	A682030/101	24x1,5	16	24	36	40	71	32	32
10	3/8	A682030/109	20x1,5	12	24	36	38	69	27	27
12	1/2	A682030/120	24x1,5	16	29	42	40	75	32	32
16	5/8	A682030/160	30x2	20	42	50	44	90	41	41
20	3/4	A682030/200	36x2	25	42	55	47	97	46	46
20	3/4	A682030/209	30x2	20	42	55	44	90	41	41
25	1"	A682030/250	42x2	30	46	63	51	110	50	50
32	1" 1/4	A682030/320	52x2	38	60	90	53	126	65	65

## A682030

serie pesante (S) / HEAVY SERIES

Passaparete maschio a 90° DIN  
serie S  
90° Bulkhead male DIN S series

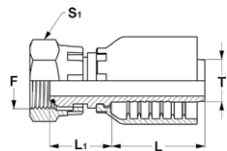


RACCORDI SERIE TL/2

HOSE FITTINGS TYPE TL/2

# A622320

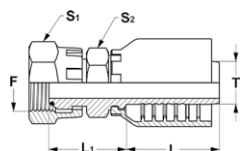
Femmina girevole BSP cono 60°  
BSP female swivel cone 60°



T		RIFERIMENTO REFERENCE	F	L	L1	S1
MM.	IN.		GAS CIL.BSPP			
6	1/4	A622320/060	1/4	22	20	17
6	1/4	A622320/061	3/8	22	21	22
10	3/8	A622320/100	3/8	24	22	22
10	3/8	A622320/101	1/2	24	23	27
12	1/2	A622320/120	1/2	29	23	27
12	1/2	A622320/121	5/8	29	24	27
16	5/8	A622320/160	5/8	42	26	27
16	5/8	A622320/161	3/4	42	26	32
20	3/4	A622320/200	3/4	42	28	32
20	3/4	A622320/202	1"	42	33	41
25	1"	A622320/250	1"	46	30	41
32	1"1/4	A622320/320	1"1/4	60	39	50
40	1"1/2	A622320/400	1"1/2	60	38	55

# A622540

Femmina girevole BSP cono 60°  
con controdado di fermo  
BSP female swivel cone 60° with  
counternut



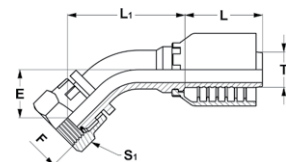
T		RIFERIMENTO REFERENCE	F	L	L1	S1	S2
MM.	IN.		GAS CIL.BSPP				
6	1/4	A622540/060	1/4	22	25	17	14
6	1/4	A622540/061	3/8	22	28	22	17
10	3/8	A622540/100	3/8	24	29	22	17
10	3/8	A622540/101	1/2	24	31	27	22
12	1/2	A622540/120	1/2	29	31	27	22
12	1/2	A622540/121	5/8	29	32	27	24
16	5/8	A622540/160	5/8	42	32	27	24
16	5/8	A622540/161	3/4	42	35	32	27
20	3/4	A622540/200	3/4	42	36	32	27
20	3/4	A622540/202	1"	42	39	41	32
25	1"	A622540/250	1"	46	39	41	32
32	1"1/4	A622540/320	1"1/4	60	49	50	42
40	1"1/2	A622540/400	1"1/2	60	49	55	46



T		RIFERIMENTO REFERENCE	F	L	L <sub>1</sub>	E	S <sub>1</sub>
MM.	IN.		GAS CIL.BSP				
6	1/4	A652222/060	1/4	22	36	15	17
6	1/4	A652222/061	3/8	22	35	15	22
10	3/8	A652222/100	3/8	24	44	18	22
10	3/8	A652222/101	1/2	24	49	22	27
12	1/2	A652222/120	1/2	29	51	22	27
12	1/2	A652222/121	5/8	29	56	23	27
16	5/8	A652222/160	5/8	42	62	25	27
16	5/8	A652222/161	3/4	42	64	26	32
20	3/4	A652222/200	3/4	42	64	26	32
20	3/4	A652222/202	1"	42	66	29	41
25	1"	A652222/250	1"	46	73	31	41
32	1" 1/4	A652222/320	1" 1/4	60	103	42	50
40	1" 1/2	A652222/400	1" 1/2	60	126	54	60

## A652222

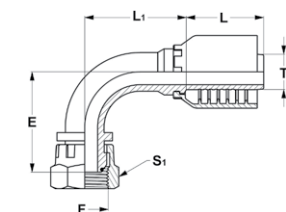
Femmina girevole a 45° BSP  
cono 60°  
45° BSP female swivel cone 60°



T		RIFERIMENTO REFERENCE	F	L	L <sub>1</sub>	E	S <sub>1</sub>
MM.	IN.		GAS CIL.BSP				
6	1/4	A672223/060	1/4	22	28	30	17
6	1/4	A672223/061	3/8	22	28	33	22
10	3/8	A672223/100	3/8	24	36	37	22
10	3/8	A672223/101	1/2	24	38	41	27
12	1/2	A672223/120	1/2	29	42	44	27
12	1/2	A672223/121	5/8	29	42	44	27
16	5/8	A672223/160	5/8	42	50	53	27
16	5/8	A672223/161	3/4	42	55	55	32
20	3/4	A672223/200	3/4	42	55	55	32
20	3/4	A672223/202	1"	42	71	63	41
25	1"	A672223/250	1"	46	63	66	41
32	1" 1/4	A672223/320	1" 1/4	60	90	89	50
40	1" 1/2	A672223/400	1" 1/2	60	104	108	60

## A672223

Femmina girevole a 90° BSP  
cono 60°  
90° BSP female swivel cone 60°

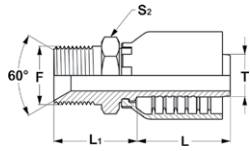


RACCORDI SERIE TL/2

HOSE FITTINGS TYPE TL/2

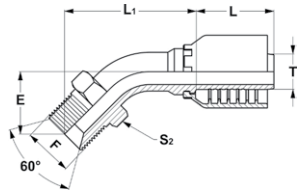
# A622331

Maschio BSP cono 60°  
BSP male cone 60°



# A652507

Maschio a 45° BSP cono 60°  
45° BSP male cone 60°



T	RIFERIMENTO REFERENCE		F	L	L1	S2
MM.	IN.		GAS CIL.BSPP			
6	1/4	A622331/060	1/4	22	28	14
6	1/4	A622331/061	3/8	22	31	17
10	3/8	A622331/100	3/8	24	31	17
10	3/8	A622331/101	1/2	24	34	22
12	1/2	A622331/120	1/2	29	35	22
12	1/2	A622331/121	5/8	29	36	24
16	5/8	A622331/160	5/8	42	37	24
16	5/8	A622331/161	3/4	42	38	27
20	3/4	A622331/200	3/4	42	37	27
20	3/4	A622331/202	1"	42	42	36
25	1"	A622331/250	1"	46	42	36
32	1"1/4	A622331/320	1"1/4	60	47	46
40	1"1/2	A622331/400	1"1/2	60	52	50

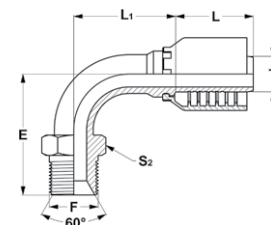
T	RIFERIMENTO REFERENCE		F	L	L1	E	S2
MM.	IN.		GAS CIL.BSPP				
6	1/4	A652507/060	1/4	22	41	21	14
6	1/4	A652507/061	3/8	22	43	23	17
10	3/8	A652507/100	3/8	24	50	24	17
10	3/8	A652507/101	1/2	24	53	27	22
12	1/2	A652507/120	1/2	29	58	29	22
12	1/2	A652507/121	5/8	29	58	29	24
16	5/8	A652507/160	5/8	42	65	33	24
16	5/8	A652507/161	3/4	42	66	33	27
20	3/4	A652507/200	3/4	42	70	33	27
20	3/4	A652507/202	1"	42	74	36	36
25	1"	A652507/250	1"	46	80	38	36
32	1"1/4	A652507/320	1"1/4	60	105	44	46
40	1"1/2	A652507/400	1"1/2	60	122	49	50



T		RIFERIMENTO REFERENCE	F	L	L <sub>1</sub>	E	S <sub>2</sub>
MM.	IN.		GAS CIL.BSP				
6	1/4	A672508/060	1/4	22	28	38	14
6	1/4	A672508/061	3/8	22	28	41	17
10	3/8	A672508/100	3/8	24	36	45	17
10	3/8	A672508/101	1/2	24	36	49	22
12	1/2	A672508/120	1/2	29	42	53	22
12	1/2	A672508/121	5/8	29	42	53	24
16	5/8	A672508/160	5/8	42	50	64	24
16	5/8	A672508/161	3/4	42	50	65	27
20	3/4	A672508/200	3/4	42	55	64	27
20	3/4	A672508/202	1"	42	55	69	36
25	1"	A672508/250	1"	46	63	75	36
32	1" 1/4	A672508/320	1" 1/4	60	90	92	46
40	1" 1/2	A672508/400	1" 1/2	60	104	101	50

## A672508

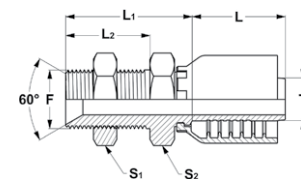
Maschio a 90° BSP con 60°  
90° BSP male cone 60°



T		RIFERIMENTO REFERENCE	F	L	L <sub>1</sub>	L <sub>2</sub>	S <sub>1</sub>	S <sub>2</sub>
MM.	IN.		GAS CIL.BSP					
6	1/4	A632040/060	1/4	22	42	28	19	19
6	1/4	A632040/061	3/8	22	47	32	24	24
10	3/8	A632040/100	3/8	24	47	32	24	24
10	3/8	A632040/101	1/2	24	52	35	30	30
12	1/2	A632040/120	1/2	29	51	35	30	30
12	1/2	A632040/121	5/8	29	54	35	32	32
16	5/8	A632040/160	5/8	42	54	35	32	32
16	5/8	A632040/161	3/4	42	57	38	36	36
20	3/4	A632040/200	3/4	42	57	38	36	36
20	3/4	A632040/202	1"	42	63	41	41	41
25	1"	A632040/250	1"	46	63	41	41	41
32	1" 1/4	A632040/320	1" 1/4	60	70	44	50	50
40	1" 1/2	A632040/400	1" 1/2	60	78	48	60	60

## A632040

Passaparete maschio BSP con 60°  
BSP bulkhead male cone 60°

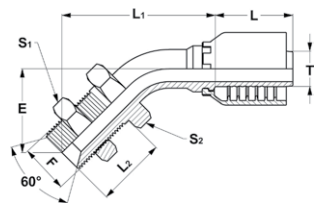


RACCORDI SERIE TL/2

HOSE FITTINGS TYPE TL/2

# A662043

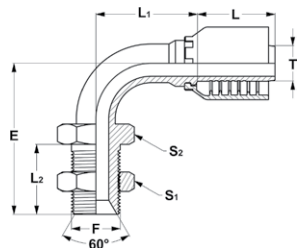
Passaparete maschio a 45° BSP  
cono 60°  
45° BSP bulkhead male cone 60°



T		RIFERIMENTO REFERENCE	F	L	L1	L2	E	S1	S2
MM.	IN.		GAS CIL.BSPP						
6	1/4	A662043/060	1/4	22	51	28	31	19	19
6	1/4	A662043/061	3/8	22	55	32	35	24	22
10	3/8	A662043/100	3/8	24	62	32	36	24	24
10	3/8	A662043/101	1/2	24	65	35	39	30	27
12	1/2	A662043/120	1/2	29	69	35	40	30	30
12	1/2	A662043/121	5/8	29	69	35	40	32	30
16	5/8	A662043/160	5/8	42	74	35	42	32	32
16	5/8	A662043/161	3/4	42	78	38	46	36	32
20	3/4	A662043/200	3/4	42	82	38	45	36	36
20	3/4	A662043/202	1"	42	86	41	49	41	36
25	1"	A662043/250	1"	46	93	41	51	41	41
32	1"1/4	A662043/320	1"1/4	60	119	44	58	50	50
40	1"1/2	A662043/400	1"1/2	60	144	48	72	60	55

# A682041

Passaparete maschio a 90° BSP  
cono 60°  
90° BSP bulkhead male cone 60°



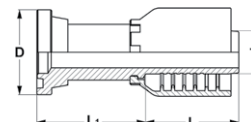
T		RIFERIMENTO REFERENCE	F	L	L1	L2	E	S1	S2
MM.	IN.		GAS CIL.BSPP						
6	1/4	A682041/060	1/4	22	28	28	52	19	19
6	1/4	A682041/061	3/8	22	28	32	57	24	22
10	3/8	A682041/100	3/8	24	36	32	62	24	24
10	3/8	A682041/101	1/2	24	36	35	66	30	27
12	1/2	A682041/120	1/2	29	42	35	70	30	30
12	1/2	A682041/121	5/8	29	42	35	70	32	30
16	5/8	A682041/160	5/8	42	50	35	76	32	32
16	5/8	A682041/161	3/4	42	50	38	82	36	32
20	3/4	A682041/200	3/4	42	55	38	81	36	36
20	3/4	A682041/202	1"	42	55	41	87	41	36
25	1"	A682041/250	1"	46	63	41	93	41	41
32	1"1/4	A682041/320	1"1/4	60	90	44	112	50	50
40	1"1/2	A682041/400	1"1/2	60	104	48	133	60	55



T		RIFERIMENTO REFERENCE	DN	D	L	L <sub>1</sub>
MM.	IN.					
12	1/2	A622386/120	1/2	30.2	37	48
12	1/2	A622386/121	3/4	38.1	37	45
16	5/8	A622386/161	3/4	38.1	42	45
20	3/4	A622386/200	3/4	38.1	42	49
20	3/4	A622386/201	1"	44.5	42	50
25	1"	A622386/250	1"	44.5	46	50
25	1"	A622386/251	1" 1/4	50.8	46	55
32	1" 1/4	A622386/320	1" 1/4	50.8	60	59
40	1" 1/2	A622386/400	1" 1/2	60.3	60	58

## A622386

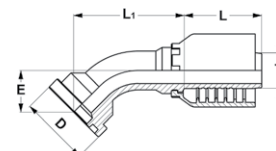
Flangia diritta SAE 3000 PSI  
Straight SAE flange 3000 PSI



T		RIFERIMENTO REFERENCE	DN	D	L	L <sub>1</sub>	E
MM.	IN.						
12	1/2	A652255/120	1/2	30.2	37	54	24
12	1/2	A652255/121	3/4	38.1	37	54	21
16	5/8	A652255/161	3/4	38.1	42	55	22
20	3/4	A652255/200	3/4	38.1	42	62	25
20	3/4	A652255/201	1"	44.5	42	66	28
25	1"	A652255/250	1"	44.5	46	70	29
25	1"	A652255/251	1" 1/4	50.8	46	71	29
32	1" 1/4	A652255/320	1" 1/4	50.8	60	105	34
40	1" 1/2	A652255/400	1" 1/2	60.3	60	114	41

## A652255

Flangia a 45° SAE 3000 PSI  
45° SAE flange 3000 PSI

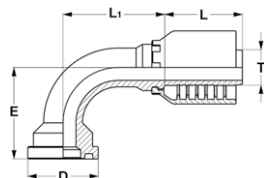


RACCORDI SERIE TL/2

HOSE FITTINGS TYPE TL/2

# A672256

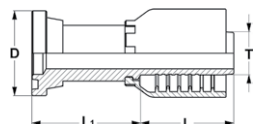
Flangia a 90° SAE 3000 PSI  
90° SAE flange 3000 PSI



T		RIFERIMENTO REFERENCE	DN	D	L	L <sub>1</sub>	E
MM.	IN.						
12	1/2	A672256/120	1/2	30.2	37	42	43
12	1/2	A672256/121	3/4	38.1	37	46	42
16	5/8	A672256/161	3/4	38.1	42	50	53
20	3/4	A672256/200	3/4	38.1	42	55	53
20	3/4	A672256/201	1"	44.5	42	55	58
25	1"	A672256/250	1"	44.5	46	63	62
25	1"	A672256/251	1"1/4	50.8	46	63	62
32	1"1/4	A672256/320	1"1/4	50.8	60	90	78
40	1"1/2	A672256/400	1"1/2	60.3	60	104	91

# A622397

Flangia diritta SAE 6000 PSI  
Straight SAE flange 6000 PSI



T		RIFERIMENTO REFERENCE	DN	D	L	L <sub>1</sub>
MM.	IN.					
12	1/2	A622397/120	1/2	31.8	37	46
12	1/2	A622397/121	3/4	41.3	37	52
16	5/8	A622397/161	3/4	41.3	42	50
16	5/8	A622397/162	1"	47.6	42	58
20	3/4	A622397/200	3/4	41.3	42	50
20	3/4	A622397/201	1"	47.6	42	58
25	1"	A622397/250	1"	47.6	46	58
25	1"	A622397/251	1"1/4	54	46	67
32	1"1/4	A622397/320	1"1/4	54	60	70

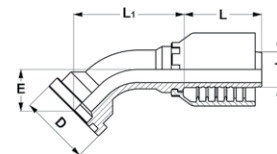




T		RIFERIMENTO REFERENCE	DN	D	L	L <sub>1</sub>	E
MM.	IN.						
12	1/2	A652266/120	1/2	31.8	37	46	46
12	1/2	A652266/121	3/4	41.3	37	52	52
16	5/8	A652266/161	3/4	41.3	42	50	50
16	5/8	A652266/162	1"	47.6	42	58	58
20	3/4	A652266/200	3/4	41.3	42	50	50
20	3/4	A652266/201	1"	47.6	42	58	58
25	1"	A652266/250	1"	47.6	46	58	58
25	1"	A652266/251	1" 1/4	54	46	67	67
32	1" 1/4	A652266/320	1" 1/4	54	60	70	70

## A652266

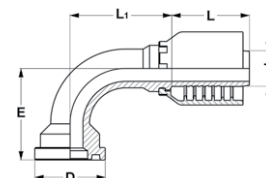
Flangia a 45° SAE 6000 PSI  
45° SAE flange 6000 PSI



T		RIFERIMENTO REFERENCE	DN	D	L	L <sub>1</sub>	E
MM.	IN.						
12	1/2	A672267/120	1/2	31.8	37	42	44
12	1/2	A672267/121	3/4	41.3	37	46	47
16	5/8	A672267/161	3/4	41.3	42	50	58
16	5/8	A672267/162	1"	47.6	42	71	72
20	3/4	A672267/200	3/4	41.3	42	55	58
20	3/4	A672267/201	1"	47.6	42	55	66
25	1"	A672267/250	1"	47.6	46	63	70
25	1"	A672267/251	1" 1/4	54	46	63	74
32	1" 1/4	A672267/320	1" 1/4	54	60	90	85

## A672267

Flangia a 90° SAE 6000 PSI  
90° SAE flange 6000 PSI

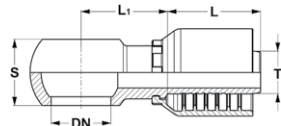


RACCORDI SERIE TL/2

HOSE FITTINGS TYPE TL/2

# A622027

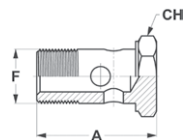
Raccordo ad occhio metrico  
Metric banjo



T		RIFERIMENTO REFERENCE	DN	L	L1	S
MM.	IN.		METRICO METRIC			
5	3/16	A622027/050	10x1	32	18	10
5	3/16	A622027/051	12x1,5	32	18	12
6	1/4	A622027/060	12x1,5	22	23	12
6	1/4	A622027/061	14x1,5	22	25	14
8	5/16	A622027/089	12x1,5	22	23	12
10	3/8	A622027/100	16x1,5	24	27	18
10	3/8	A622027/101	18x1,5	24	29	20
12	1/2	A622027/120	18x1,5	29	29	20
12	1/2	A622027/121	22x1,5	29	33	24
16	5/8	A622027/160	22x1,5	42	34	24
20	3/4	A622027/200	26x1,5	42	39	30
20	3/4	A622027/202	30x1,5	42	43	30
25	1"	A622027/250	30x1,5	46	40	31

# A301119

Vite forata Metrica  
Metric bolt



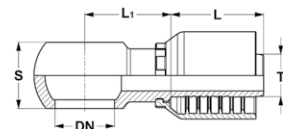
RIFERIMENTO REFERENCE	F	A	CH
A301119/08	M8x1	21	12
A301119/10	M10x1	24	14
A301119/12	M12x1,5	28	17
A301119/14	M14x1,5	32	19
A301119/16	M16x1,5	38	22
A301119/18	M18x1,5	44	24
A301119/20	M20x1,5	45	27
A301119/22	M22x1,5	46	27
A301119/24	M24x1,5	50	30
A301119/26	M26x1,5	56	32



T		RIFERIMENTO REFERENCE	DN	L	L <sub>1</sub>	S
MM.	IN.		GAS CIL.BSPP			
5	3/16	A622979/051	1/4	32	20	15
6	1/4	A622979/060	1/4	22	23	15
6	1/4	A622979/061	3/8	22	27	18
8	5/16	A622979/080	3/8	22	27	17
10	3/8	A622979/100	3/8	24	27	17
10	3/8	A622979/101	1/2	24	32	22
12	1/2	A622979/120	1/2	29	32	22
16	5/8	A622979/160	5/8	42	34	25
16	5/8	A622979/161	3/4	42	39	33
20	3/4	A622979/200	3/4	42	39	30
25	1"	A622979/250	1"	46	45	37

## A622979

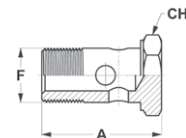
Raccordo ad occhio GAS  
BSP banjo



RIFERIMENTO REFERENCE	F	A	CH
A301108/10	G 1/8 A	24	14
A301108/13	G 1/4 A	32	19
A301108/17	G 3/8 A	38	22
A301108/21	G 1/2 A	46	27
A301108/23	G 5/8 A	50	30
A301108/26	G 3/4 A	56	32
A301108/33	G 1" A	70	41

## A301108

Vite forata Gas  
BSP bolt

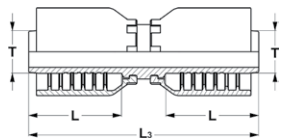


RACCORDI SERIE TL/2

HOSE FITTINGS TYPE TL/2

# A622265

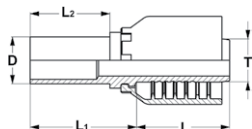
Raccordo giunzione  
Union fitting



T		RIFERIMENTO REFERENCE	DN	L	L <sub>3</sub>
MM.	IN.				
6	1/4	A622265/060	06	22	62
8	5/16	A622265/080	08	22	62
10	3/8	A622265/100	10	24	67
12	1/2	A622265/120	12	29	78
16	5/8	A622265/160	16	42	105
20	3/4	A622265/200	20	42	105
25	1"	A622265/250	25	46	115
32	1" 1/4	A622265/320	32	60	150

# A622551

Estremità tubolare metrica  
Metric standpipe



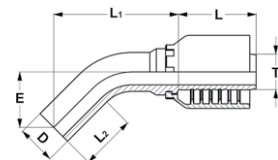
T		RIFERIMENTO REFERENCE	D	L	L <sub>1</sub>	L <sub>2</sub>
MM.	IN.					
6	1/4	A622551/060	06	22	30	20
6	1/4	A622551/061	08	22	30	20
6	1/4	A622551/062	10	22	30	20
10	3/8	A622551/100	10	24	30	20
10	3/8	A622551/101	12	24	35	25
12	1/2	A622551/120	12	29	35	25
12	1/2	A622551/121	16	29	40	30
16	5/8	A622551/160	16	42	40	30
16	5/8	A622551/161	20	42	45	35
20	3/4	A622551/200	20	42	45	35
25	1"	A622551/250	28	46	52	40
32	1" 1/4	A622551/320	35	60	60	45



T		RIFERIMENTO REFERENCE	D	L	L <sub>1</sub>	L <sub>2</sub>	E
MM.	IN.						
6	1/4	A652046/060	06	22	39	20	17
6	1/4	A652046/061	08	22	38	20	18
6	1/4	A652046/062	10	22	47	20	19
10	3/8	A652046/100	10	24	47	20	19
10	3/8	A652046/101	12	24	50	25	23
12	1/2	A652046/120	12	29	54	25	23
12	1/2	A652046/121	16	29	61	30	28
16	5/8	A652046/160	16	42	62	30	30
16	5/8	A652046/161	20	42	66	35	34
20	3/4	A652046/200	20	42	71	35	34
25	1"	A652046/250	28	46	82	40	40
32	1"1/4	A652046/320	35	60	107	45	46

## A652046

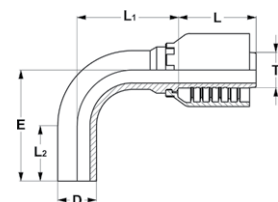
Estremità tubolare metrica a 45°  
45° Metric standpipe



T		RIFERIMENTO REFERENCE	D	L	L <sub>1</sub>	L <sub>2</sub>	E
MM.	IN.						
6	1/4	A672047/060	06	22	28	20	30
6	1/4	A672047/061	08	22	31	20	37
6	1/4	A672047/062	10	22	38	20	38
10	3/8	A672047/100	10	24	36	20	38
10	3/8	A672047/101	12	24	36	25	43
12	1/2	A672047/120	12	29	42	25	43
12	1/2	A672047/121	16	29	42	30	52
16	5/8	A672047/160	16	42	50	30	60
16	5/8	A672047/161	20	42	50	35	65
20	3/4	A672047/200	20	42	55	35	65
25	1"	A672047/250	28	46	63	40	76
32	1"1/4	A672047/320	35	60	90	45	95

## A672047

Estremità tubolare metrica a 90°  
90° Metric standpipe

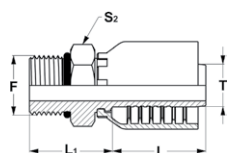


RACCORDI SERIE TL/2

HOSE FITTINGS TYPE TL/2

# A622595

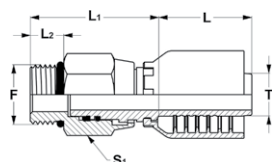
Maschio SAE con o-ring  
SAE o-ring male



T		RIFERIMENTO REFERENCE	F	L	L1	S2
MM.	IN.		UNF-UN			
6	1/4	A622595/060	7/16-20	22	25	14
6	1/4	A622595/061	1/2-20	22	25	17
6	1/4	A622595/062	9/16-18	22	27	19
8	5/16	A622595/081	9/16-18	22	27	19
10	3/8	A622595/100	9/16-18	24	27	19
10	3/8	A622595/101	3/4-16	24	31	22
12	1/2	A622595/120	3/4-16	29	31	22
12	1/2	A622595/121	7/8-14	29	35	27
16	5/8	A622595/160	7/8-14	42	35	27
16	5/8	A622595/161	1" 1/16-12	42	38	32
20	3/4	A622595/200	1" 1/16-12	42	38	32
20	3/4	A622595/202	1" 5/16-12	42	38	38
25	1"	A622595/250	1" 5/16-12	46	39	38

# A622071

Maschio SAE girevole con o-ring  
SAE swivel male o-ring boss

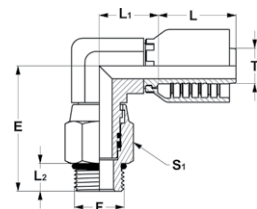


T		RIFERIMENTO REFERENCE	F	L	L1	L2	S1
MM.	IN.		UNF-UN				
6	1/4	A622071/060	7/16-20	22	40	9	17
6	1/4	A622071/062	9/16-18	22	41	10	22
10	3/8	A622071/100	9/16-18	24	43	10	22
10	3/8	A622071/101	3/4-16	24	44	11	22
12	1/2	A622071/120	3/4-16	29	45	11	22
12	1/2	A622071/121	7/8-14	29	47	13	27
12	1/2	A622071/122	1" 1/16-12	37	50	15	32
16	5/8	A622071/160	7/8-14	42	47	13	27
20	3/4	A622071/200	1" 1/16-12	42	50	15	32

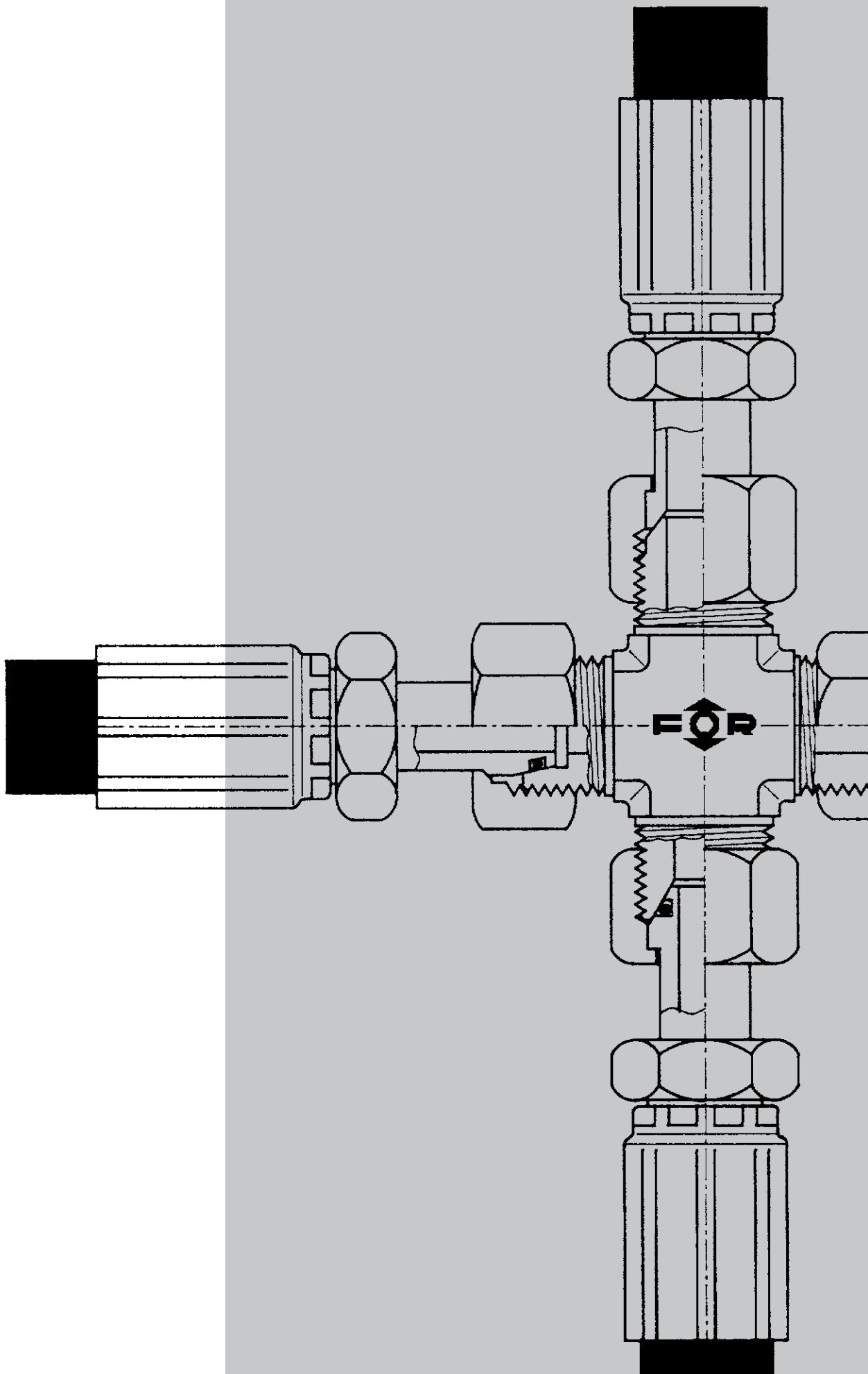


# A672311

Maschio SAE girevole a 90°  
con o-ring  
90° SAE swivel male o-ring boss



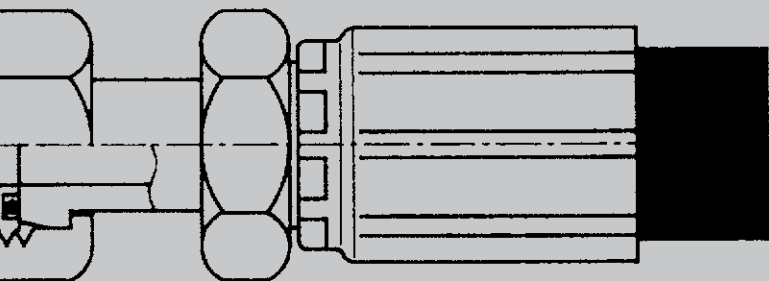
T		RIFERIMENTO REFERENCE	F	L	L <sub>1</sub>	E	L <sub>2</sub>	S <sub>1</sub>
MM.	IN.		UNF-UN					
10	3/8	A672311/100	9/16-18	24	20	45	10	22
10	3/8	A672311/101	3/4-16	24	20	50	11	22
12	1/2	A672311/120	3/4-16	29	25	50	11	22
12	1/2	A672311/121	7/8-14	29	25	55	13	27
16	5/8	A672311/160	7/8-14	42	30	60	13	27
20	3/4	A672311/200	1" 1/16-12	42	30	65	15	32





3° PARTE / PART 3

RACCORDI SERIE TL/3  
HOSE FITTINGS TYPE TL/3



## INDICE FIGURATIVO SERIE TL/3

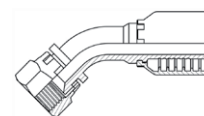
## VISUAL INDEX TL/3 SERIES

**117 A622407**

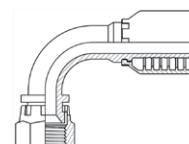
Femmina girevole JIC cono 37°  
*JIC female swivel cone 37°*

**117 A652277**

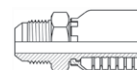
Femmina girevole a 45° JIC cono 37°  
*45° JIC female swivel cone 37°*

**118 A672278**

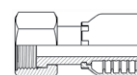
Femmina girevole a 90° JIC cono 37°  
*90° JIC female swivel cone 37°*

**118 A622418**

Maschio JIC cono 37°  
*JIC male cone 37°*

**119 A622429**

Femmina girevole ORFS  
*ORFS female swivel*



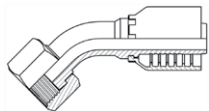


# INDICE FIGURATIVO SERIE TL/3

## VISUAL INDEX TL/3 SERIES

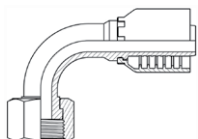
### 119 A652288

Femmina girevole a 45° ORFS  
45° ORFS female swivel



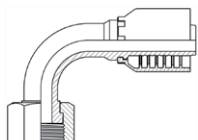
### 120 A672289

Femmina girevole a 90° ORFS corta  
90° ORFS female swivel short drop



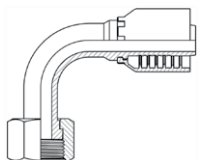
### 120 A672663

Femmina girevole a 90° ORFS media  
90° ORFS female swivel medium drop



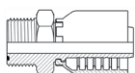
### 121 A672707

Femmina girevole a 90° ORFS lunga  
90° ORFS female swivel long drop



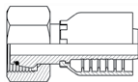
### 121 A622430

Maschio ORFS  
ORFS male



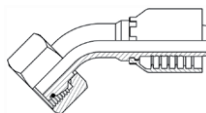
### 122 A622485

Femmina metrica DKO girevole DIN  
serie L  
Swivel DKO female DIN L series



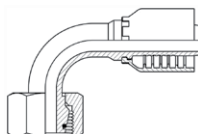
### 122 A652309

Femmina metrica DKO girevole a 45°  
DIN serie L  
45° swivel DKO female DIN L series



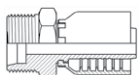
### 123 A672300

Femmina metrica DKO girevole a 90°  
DIN serie L  
90° swivel DKO female DIN L series



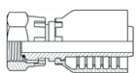
### 123 A622463

Maschio DIN serie L  
Male DIN L series



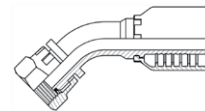
### 124 A622441

Femmina girevole BSP cono 60°  
BSP female swivel cone 60°



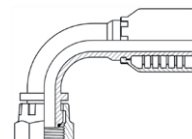
### 124 A652299

Femmina girevole a 45° BSP  
cono 60°  
45° BSP female swivel cone 60°



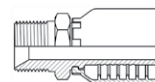
### 125 A672290

Femmina girevole a 90° BSP  
cono 60°  
90° BSP female swivel cone 60°



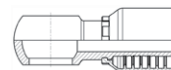
### 125 A622452

Maschio BSP cono 60°  
BSP male cone 60°



### 126 A622038

Raccordo ad occhio metrico  
Metric banjo



### 126 A301119

Vite forata Metrica  
Metric bolt

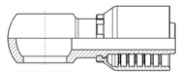


## INDICE FIGURATIVO SERIE TL/3

## VISUAL INDEX TL/3 SERIES

**127 A622990**

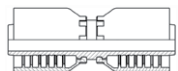
Raccordo ad occhio GAS  
BSP banjo

**127 A301108**

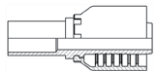
Vite forata Gas  
BSP bolt

**128 A622474**

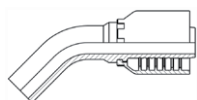
Raccordo giunzione  
Union fitting

**128 A622562**

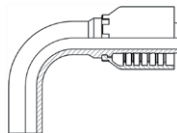
Estremità tubolare metrica  
Metric standpipe

**129 A652079**

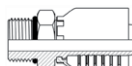
Estremità tubolare metrica a 45°  
45° Metric standpipe

**129 A672070**

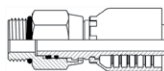
Estremità tubolare metrica a 90°  
90° Metric standpipe

**130 A622649**

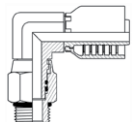
Maschio SAE con o-ring  
SAE o-ring male

**130 A622082**

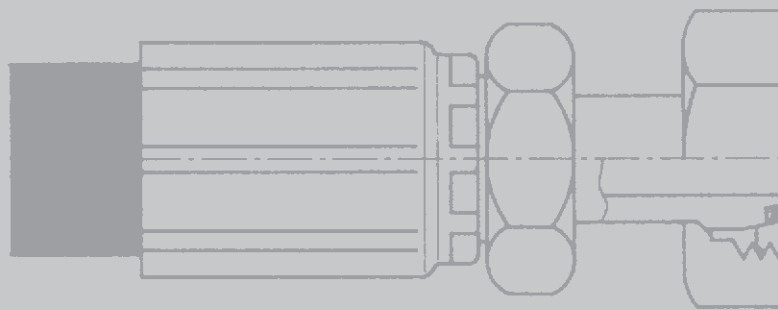
Maschio SAE girevole con o-ring  
SAE swivel male o-ring boss

**131 A672322**

Maschio SAE girevole a 90°  
con o-ring  
90° SAE swivel male o-ring boss





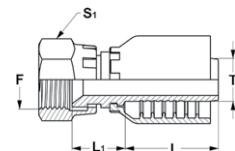




T		RIFERIMENTO REFERENCE	F	L	L <sub>1</sub>	S <sub>1</sub>
MM.	IN.		UNF-UN			
5	3/16	A622407/051	7/16-20	32	17	14
6	1/4	A622407/060	7/16-20	33	20	14
6	1/4	A622407/061	1/2-20	33	20	17
6	1/4	A622407/062	9/16-18	33	22	17
8	5/16	A622407/081	9/16-18	33	22	17
10	3/8	A622407/100	9/16-18	33	22	17
10	3/8	A622407/101	3/4-16	33	22	22
12	1/2	A622407/120	3/4-16	37	23	22
12	1/2	A622407/121	7/8-14	37	23	27

## A622407

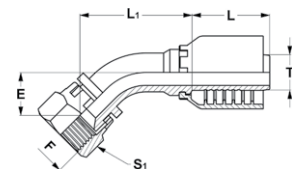
Femmina girevole JIC con 37°  
JIC female swivel cone 37°



T		RIFERIMENTO REFERENCE	F	L	L <sub>1</sub>	E	S <sub>1</sub>
MM.	IN.		UNF-UN				
5	3/16	A652277/051	7/16-20	32	31	15	14
6	1/4	A652277/060	7/16-20	33	34	14	14
6	1/4	A652277/061	1/2-20	33	36	14	16
6	1/4	A652277/062	9/16-18	33	36	15	17
8	5/16	A652277/081	9/16-18	33	44	21	17
10	3/8	A652277/100	9/16-18	33	42	17	17
10	3/8	A652277/101	3/4-16	33	43	15	22
12	1/2	A652277/120	3/4-16	37	48	19	22
12	1/2	A652277/121	7/8-14	37	53	20	27

## A652277

Femmina girevole a 45° JIC con 37°  
45° JIC female swivel cone 37°

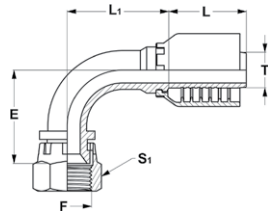


RACCORDI SERIE TL/3

HOSE FITTINGS TYPE TL/3

# A672278

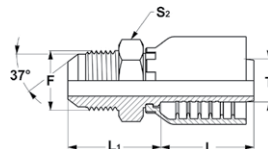
Femmina girevole a 90° JIC cono 37°  
90° JIC female swivel cone 37°



T		RIFERIMENTO REFERENCE	F	L	L1	E	S1
MM.	IN.		UNF-UN				
5	3/16	A672278/051	7/16-20	32	22	26	14
6	1/4	A672278/060	7/16-20	33	28	30	14
6	1/4	A672278/061	1/2-20	33	28	30	14
6	1/4	A672278/062	9/16-18	33	29	29	17
8	5/16	A672278/081	9/16-18	33	34	35	17
10	3/8	A672278/100	9/16-18	33	36	34	17
10	3/8	A672278/101	3/4-16	33	38	32	22
12	1/2	A672278/120	3/4-16	37	42	40	22
12	1/2	A672278/121	7/8-14	37	46	41	27

# A622418

Maschio JIC cono 37°  
JIC male cone 37°



T		RIFERIMENTO REFERENCE	F	L	L1	S2
MM.	IN.		UNF-UN			
5	3/16	A622418/051	7/16-20	32	26	12
6	1/4	A622418/060	7/16-20	33	29	12
6	1/4	A622418/061	1/2-20	33	30	14
6	1/4	A622418/062	9/16-18	33	31	17
8	5/16	A622418/081	9/16-18	33	31	17
10	3/8	A622418/100	9/16-18	33	31	17
10	3/8	A622418/101	3/4-16	33	34	22
12	1/2	A622418/120	3/4-16	37	34	22
12	1/2	A622418/121	7/8-14	37	39	24

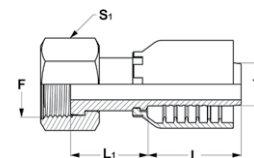




T		RIFERIMENTO REFERENCE	F	L	L <sub>1</sub>	S <sub>1</sub>
MM.	IN.		UNF-UN			
6	1/4	A622429/060	9/16-18	33	23	19
6	1/4	A622429/061	11/16-16	33	25	22
6	1/4	A622429/062	13/16-16	33	30	24
10	3/8	A622429/100	11/16-16	33	25	22
10	3/8	A622429/101	13/16-16	33	29	24
10	3/8	A622429/102	1"-14	33	32	30
12	1/2	A622429/120	13/16-16	37	30	24
12	1/2	A622429/121	1"-14	37	32	30

## A622429

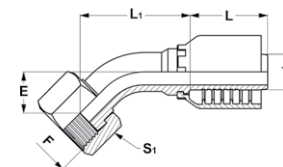
Femmina girevole ORFS  
ORFS female swivel



T		RIFERIMENTO REFERENCE	F	L	L <sub>1</sub>	E	S <sub>1</sub>
MM.	IN.		UNF-UN				
6	1/4	A652288/060	9/16-18	33	34	14	19
6	1/4	A652288/061	11/16-16	33	36	17	22
6	1/4	A652288/062	13/16-16	33	36	17	24
10	3/8	A652288/100	11/16-16	33	42	17	22
10	3/8	A652288/101	13/16-16	33	45	20	24
10	3/8	A652288/102	1"-14	33	45	20	30
12	1/2	A652288/120	13/16-16	37	51	18	24
12	1/2	A652288/121	1"-14	37	49	20	30

## A652288

Femmina girevole a 45° ORFS  
45° ORFS female swivel

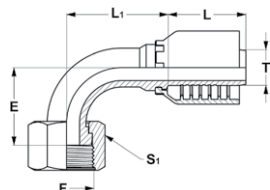


RACCORDI SERIE TL/3

HOSE FITTINGS TYPE TL/3

# A672289

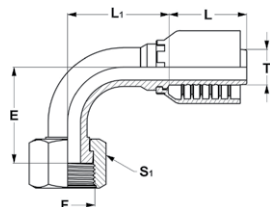
Femmina girevole a 90° ORFS corta  
90° ORFS female swivel short drop



T		RIFERIMENTO REFERENCE	F	L	L1	E	S1
MM.	IN.		UNF-UN				
6	1/4	A672289/060	9/16-18	33	28	22	19
6	1/4	A672289/061	11/16-16	33	28	23	22
6	1/4	A672289/062	13/16-16	33	28	31	24
10	3/8	A672289/100	11/16-16	33	36	23	22
10	3/8	A672289/101	13/16-16	33	36	30	24
10	3/8	A672289/102	1"-14	33	36	38	30
12	1/2	A672289/120	13/16-16	37	42	31	24
12	1/2	A672289/121	1"-14	37	42	33	30

# A672663

Femmina girevole a 90° ORFS media  
90° ORFS female swivel medium drop



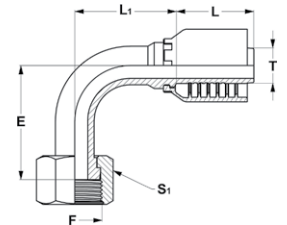
T		RIFERIMENTO REFERENCE	F	L	L1	E	S1
MM.	IN.		UNF-UN				
6	1/4	A672663/060	9/16-18	33	28	32	19
6	1/4	A672663/061	11/16-16	33	28	38	22
10	3/8	A672663/100	11/16-16	33	36	38	22
10	3/8	A672663/101	13/16-16	33	36	41	24
12	1/2	A672663/120	13/16-16	37	42	41	24
12	1/2	A672663/121	1"-14	37	42	52	30



T		RIFERIMENTO REFERENCE	F	L	L <sub>1</sub>	E	S <sub>1</sub>
MM.	IN.		UNF-UN				
6	1/4	A672707/060	9/16-18	33	28	46	19
6	1/4	A672707/061	11/16-16	33	28	54	22
10	3/8	A672707/100	11/16-16	33	36	54	22
10	3/8	A672707/101	13/16-16	33	36	64	24
12	1/2	A672707/120	13/16-16	37	42	65	24
12	1/2	A672707/121	1"-14	37	42	70	30

### A672707

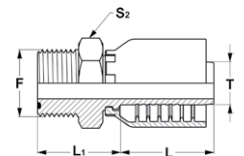
Femmina girevole a 90° ORFS lunga  
90° ORFS female swivel long drop



T		RIFERIMENTO REFERENCE	F	L	L <sub>1</sub>	S <sub>2</sub>
MM.	IN.		UNF-UN			
6	1/4	A622430/060	9/16-18	33	25	17
6	1/4	A622430/061	11/16-16	33	28	19
6	1/4	A622430/062	13/16-16	33	29	22
10	3/8	A622430/100	11/16-16	33	28	19
10	3/8	A622430/101	13/16-16	33	31	22
10	3/8	A622430/102	1"-14	33	35	27
12	1/2	A622430/120	13/16-16	37	31	22
12	1/2	A622430/121	1"-14	37	34	27

### A622430

Maschio ORFS  
ORFS male



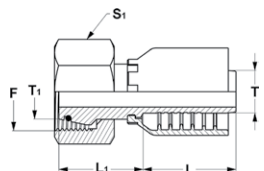
RACCORDI SERIE TL/3

HOSE FITTINGS TYPE TL/3

**A622485**

serie leggera (l) / LIGHT SERIES

Femmina metrica DKO girevole DIN serie L  
Swivel DKO female DIN L series

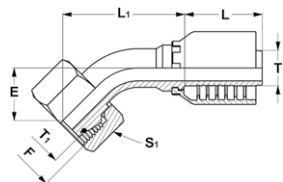


T		RIFERIMENTO REFERENCE	F	T <sub>1</sub>	L	L <sub>1</sub>	S <sub>1</sub>
MM.	IN.		METRICO METRIC				
5	3/16	A622485/050	12X1,5	6	32	23	14
6	1/4	A622485/060	14X1,5	8	33	26	17
6	1/4	A622485/061	16X1,5	10	33	26	19
6	1/4	A622485/069	12X1,5	6	33	26	14
8	5/16	A622485/080	16X1,5	10	33	26	19
10	3/8	A622485/100	18X1,5	12	33	26	22
10	3/8	A622485/109	16X1,5	10	33	26	19
12	1/2	A622485/120	22X1,5	15	37	28	27

**A652309**

serie leggera (l) / LIGHT SERIES

Femmina metrica DKO girevole a 45° DIN serie L  
45° swivel DKO female DIN L series



T		RIFERIMENTO REFERENCE	F	T <sub>1</sub>	L	L <sub>1</sub>	E	S <sub>1</sub>
MM.	IN.		METRICO METRIC					
5	3/16	A652309/050	12X1,5	6	32	35	19	14
6	1/4	A652309/060	14X1,5	8	33	38	18	17
6	1/4	A652309/061	16X1,5	10	33	40	20	19
6	1/4	A652309/069	12X1,5	6	33	40	20	14
8	5/16	A652309/080	16X1,5	10	33	44	20	19
10	3/8	A652309/100	18X1,5	12	33	45	20	22
10	3/8	A652309/109	16X1,5	10	33	46	21	19
12	1/2	A652309/120	22X1,5	15	37	55	23	27

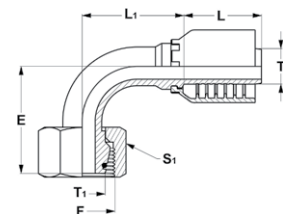


T		RIFERIMENTO REFERENCE	F	T <sub>1</sub>	L	L <sub>1</sub>	E	S <sub>1</sub>
MM.	IN.		METRICO METRIC					
5	3/16	A672300/050	12X1,5	6	32	22	33	14
6	1/4	A672300/060	14X1,5	8	33	28	34	17
6	1/4	A672300/061	16X1,5	10	33	28	33	19
6	1/4	A672300/069	12X1,5	6	33	28	36	14
8	5/16	A672300/080	16X1,5	10	33	34	39	19
10	3/8	A672300/100	18X1,5	12	33	36	39	22
10	3/8	A672300/109	16X1,5	10	33	36	41	19
12	1/2	A672300/120	22X1,5	15	37	42	45	27

## A672300

serie leggera (l) / LIGHT SERIES

Femmina metrica DKO girevole  
a 90° DIN serie L  
90° swivel DKO female DIN L series

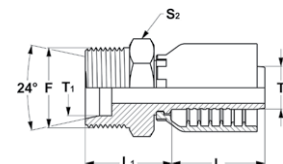


T		RIFERIMENTO REFERENCE	F	T <sub>1</sub>	L	L <sub>1</sub>	S <sub>2</sub>
MM.	IN.		METRICO METRIC				
5	3/16	A622463/050	12X1,5	6	32	23	14
6	1/4	A622463/060	14X1,5	8	33	25	17
6	1/4	A622463/061	16X1,5	10	33	26	17
6	1/4	A622463/069	12X1,5	6	33	25	14
8	5/16	A622463/080	16X1,5	10	33	26	17
10	3/8	A622463/100	18X1,5	12	33	27	19
10	3/8	A622463/109	16X1,5	10	33	28	17
12	1/2	A622463/120	22X1,5	15	37	29	24

## A622463

serie leggera (l) / LIGHT SERIES

Maschio DIN serie L  
Male DIN L series

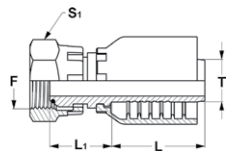


RACCORDI SERIE TL/3

HOSE FITTINGS TYPE TL/3

**A622441**

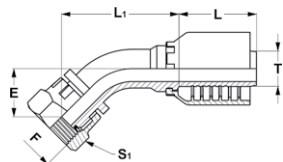
Femmina girevole BSP cono 60°  
*BSP female swivel cone 60°*



T		RIFERIMENTO REFERENCE	F	L	L1	S1
MM.	IN.		GAS CIL.BSPP			
5	3/16	A622441/051	1/4	32	17	17
6	1/4	A622441/060	1/4	33	21	17
6	1/4	A622441/061	3/8	33	21	22
10	3/8	A622441/100	3/8	33	24	22
10	3/8	A622441/101	1/2	33	23	27
12	1/2	A622441/120	1/2	37	24	27
12	1/2	A622441/121	5/8	37	26	27

**A652299**

Femmina girevole a 45° BSP  
 cono 60°  
*45° BSP female swivel cone 60°*



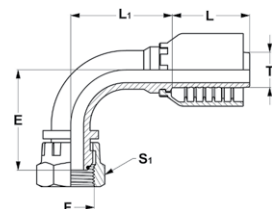
T		RIFERIMENTO REFERENCE	F	L	L1	E	S1
MM.	IN.		GAS CIL.BSPP				
5	3/16	A652299/051	1/4	32	30	14	17
6	1/4	A652299/060	1/4	33	36	16	17
6	1/4	A652299/061	3/8	33	36	16	22
10	3/8	A652299/100	3/8	33	45	20	22
10	3/8	A652299/101	1/2	33	51	24	27
12	1/2	A652299/120	1/2	37	55	22	27
12	1/2	A652299/121	5/8	37	56	23	27



T		RIFERIMENTO REFERENCE	F	L	L <sub>1</sub>	E	S <sub>1</sub>
MM.	IN.		GAS CIL.BSP				
5	3/16	A672290/051	1/4	32	22	26	17
6	1/4	A672290/060	1/4	33	28	31	17
6	1/4	A672290/061	3/8	33	28	33	22
10	3/8	A672290/100	3/8	33	36	38	22
10	3/8	A672290/101	1/2	33	38	44	27
12	1/2	A672290/120	1/2	37	42	44	27
12	1/2	A672290/121	5/8	37	42	44	27

### A672290

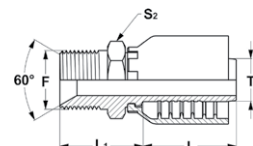
Femmina girevole a 90° BSP  
cono 60°  
90° BSP female swivel cone 60°



T		RIFERIMENTO REFERENCE	F	L	L <sub>1</sub>	S <sub>2</sub>
MM.	IN.		GAS CIL.BSP			
5	3/16	A622452/051	1/4	32	25	14
6	1/4	A622452/060	1/4	33	28	14
6	1/4	A622452/061	3/8	33	31	17
10	3/8	A622452/100	3/8	33	31	17
10	3/8	A622452/101	1/2	33	34	22
12	1/2	A622452/120	1/2	37	35	22
12	1/2	A622452/121	5/8	37	36	24

### A622452

Maschio BSP cono 60°  
BSP male cone 60°

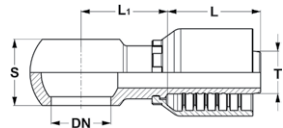


RACCORDI SERIE TL/3

HOSE FITTINGS TYPE TL/3

**A622038**

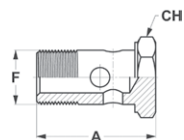
Raccordo ad occhio metrico  
Metric banjo



T		RIFERIMENTO REFERENCE	DN	L	L1	S
MM.	IN.		METRICO METRIC			
5	3/16	A622038/050	10x1	32	18	10
5	3/16	A622038/051	12x1,5	32	18	12
6	1/4	A622038/060	12x1,5	33	23	12
6	1/4	A622038/061	14x1,5	33	25	14
8	5/16	A622038/089	12x1,5	33	23	12
10	3/8	A622038/100	16x1,5	33	27	18
10	3/8	A622038/101	18x1,5	33	29	20
12	1/2	A622038/120	18x1,5	37	29	20
12	1/2	A622038/121	22x1,5	37	33	24
16	5/8	A622038/160	22x1,5	42	34	24
20	3/4	A622038/200	26x1,5	42	39	30
20	3/4	A622038/202	30x1,5	42	43	30
25	1"	A622038/250	30x1,5	46	40	31

**A301119**

Vite forata Metrica  
Metric bolt



RIFERIMENTO REFERENCE	F	A	CH
A301119/08	M8x1	21	12
A301119/10	M10x1	24	14
A301119/12	M12x1,5	28	17
A301119/14	M14x1,5	32	19
A301119/16	M16x1,5	38	22
A301119/18	M18x1,5	44	24
A301119/20	M20x1,5	45	27
A301119/22	M22x1,5	46	27
A301119/24	M24x1,5	50	30
A301119/26	M26x1,5	56	32

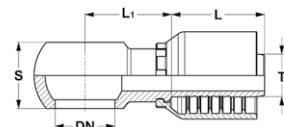




T		RIFERIMENTO REFERENCE	DN	L	L <sub>1</sub>	S
MM.	IN.		GAS CIL.BSP			
5	3/16	A622990/051	1/4	32	20	15
6	1/4	A622990/060	1/4	33	23	15
6	1/4	A622990/061	3/8	33	27	18
8	5/16	A622990/080	3/8	33	27	17
10	3/8	A622990/100	3/8	33	27	17
10	3/8	A622990/101	1/2	33	32	22
12	1/2	A622990/120	1/2	37	32	22
16	5/8	A622990/160	5/8	42	34	25
16	5/8	A622990/161	3/4	42	39	33
20	3/4	A622990/200	3/4	42	39	30
25	1"	A622990/250	1"	46	45	37

### A622990

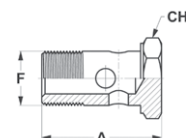
Raccordo ad occhio GAS  
BSP banjo



RIFERIMENTO REFERENCE	F	A	CH
A301108/10	G 1/8 A	24	14
A301108/13	G 1/4 A	32	19
A301108/17	G 3/8 A	38	22
A301108/21	G 1/2 A	46	27
A301108/23	G 5/8 A	50	30
A301108/26	G 3/4 A	56	32
A301108/33	G 1" A	70	41

### A301108

Vite forata Gas  
BSP bolt

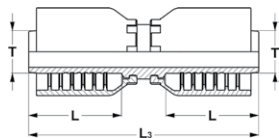


RACCORDI SERIE TL/3

HOSE FITTINGS TYPE TL/3

**A622474**

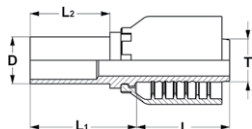
Raccordo giunzione  
Union fitting



T		RIFERIMENTO REFERENCE	DN	L	L <sub>3</sub>
MM.	IN.				
6	1/4	A622474/060	06	33	84
8	5/16	A622474/080	08	33	84
10	3/8	A622474/100	10	33	85
12	1/2	A622474/120	12	37	94
16	5/8	A622474/160	16	42	105
20	3/4	A622474/200	20	42	105
25	1"	A622474/250	25	46	115
32	1" 1/4	A622474/320	32	60	150

**A622562**

Estremità tubolare metrica  
Metric standpipe



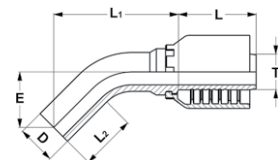
T		RIFERIMENTO REFERENCE	D	L	L <sub>1</sub>	L <sub>2</sub>
MM.	IN.					
6	1/4	A622562/060	06	33	30	20
6	1/4	A622562/061	08	33	30	20
6	1/4	A622562/062	10	33	30	20
10	3/8	A622562/100	10	33	30	20
10	3/8	A622562/101	12	33	35	25
12	1/2	A622562/120	12	37	35	25
12	1/2	A622562/121	16	37	40	30
16	5/8	A622562/160	16	42	40	30
16	5/8	A622562/161	20	42	45	35
20	3/4	A622562/200	20	42	45	35
25	1"	A622562/250	28	46	52	40
32	1" 1/4	A622562/320	35	60	60	45



T		RIFERIMENTO REFERENCE	D	L	L <sub>1</sub>	L <sub>2</sub>	E
MM.	IN.						
6	1/4	A652079/060	06	33	39	20	17
6	1/4	A652079/061	08	33	38	20	18
6	1/4	A652079/062	10	33	47	20	19
10	3/8	A652079/100	10	33	47	20	19
10	3/8	A652079/101	12	33	50	25	23
12	1/2	A652079/120	12	37	54	25	23
12	1/2	A652079/121	16	37	61	30	28
16	5/8	A652079/160	16	42	62	30	30
16	5/8	A652079/161	20	42	66	35	34
20	3/4	A652079/200	20	42	71	35	34
25	1"	A652079/250	28	46	82	40	40
32	1"1/4	A652079/320	35	60	107	45	46

## A652079

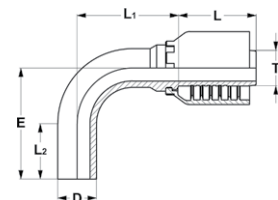
Estremità tubolare metrica a 45°  
45° Metric standpipe



T		RIFERIMENTO REFERENCE	D	L	L <sub>1</sub>	L <sub>2</sub>	E
MM.	IN.						
6	1/4	A672070/060	06	33	28	20	30
6	1/4	A672070/061	08	33	31	20	37
6	1/4	A672070/062	10	33	38	20	38
10	3/8	A672070/100	10	33	36	20	38
10	3/8	A672070/101	12	33	36	25	43
12	1/2	A672070/120	12	37	42	25	43
12	1/2	A672070/121	16	37	42	30	52
16	5/8	A672070/160	16	42	50	30	60
16	5/8	A672070/161	20	42	50	35	65
20	3/4	A672070/200	20	42	55	35	65
25	1"	A672070/250	28	46	63	40	76
32	1"1/4	A672070/320	35	60	90	45	95

## A672070

Estremità tubolare metrica a 90°  
90° Metric standpipe

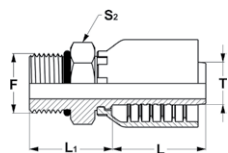


RACCORDI SERIE TL/3

HOSE FITTINGS TYPE TL/3

# A622649

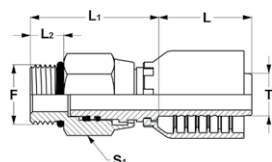
Maschio SAE con o-ring  
SAE o-ring male



T		RIFERIMENTO REFERENCE	F	L	L1	S2
MM.	IN.		UNF-UN			
6	1/4	A622649/060	7/16-20	33	25	14
6	1/4	A622649/061	1/2-20	33	25	17
6	1/4	A622649/062	9/16-18	33	27	19
8	5/16	A622649/081	9/16-18	33	27	19
10	3/8	A622649/100	9/16-18	33	27	19
10	3/8	A622649/101	3/4-16	33	31	22
12	1/2	A622649/120	3/4-16	37	31	22
12	1/2	A622649/121	7/8-14	37	35	27
16	5/8	A622649/160	7/8-14	42	35	27
16	5/8	A622649/161	1" 1/16-12	42	38	32
20	3/4	A622649/200	1" 1/16-12	42	38	32
20	3/4	A622649/202	1" 5/16-12	42	38	38
25	1"	A622649/250	1" 5/16-12	46	39	38

# A622082

Maschio SAE girevole con o-ring  
SAE swivel male o-ring boss

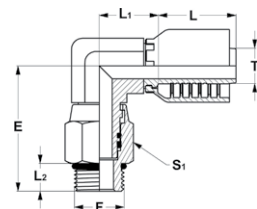


T		RIFERIMENTO REFERENCE	F	L	L1	L2	S1
MM.	IN.		UNF-UN				
6	1/4	A622082/060	7/16-20	33	40	9	17
6	1/4	A622082/062	9/16-18	33	41	10	22
10	3/8	A622082/100	9/16-18	33	43	10	22
10	3/8	A622082/101	3/4-16	33	44	11	22
12	1/2	A622082/120	3/4-16	37	45	11	22
12	1/2	A622082/121	7/8-14	37	47	13	27
12	1/2	A622082/122	1" 1/16-12	37	50	15	32
16	5/8	A622082/160	7/8-14	42	47	13	27
20	3/4	A622082/200	1" 1/16-12	42	50	15	32

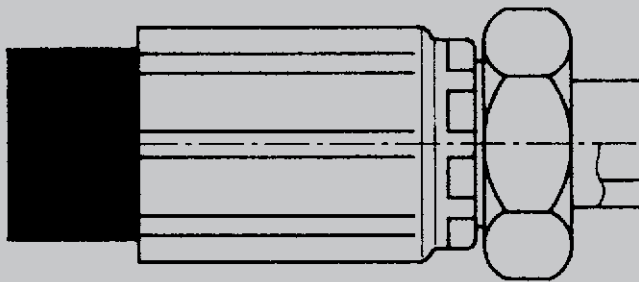


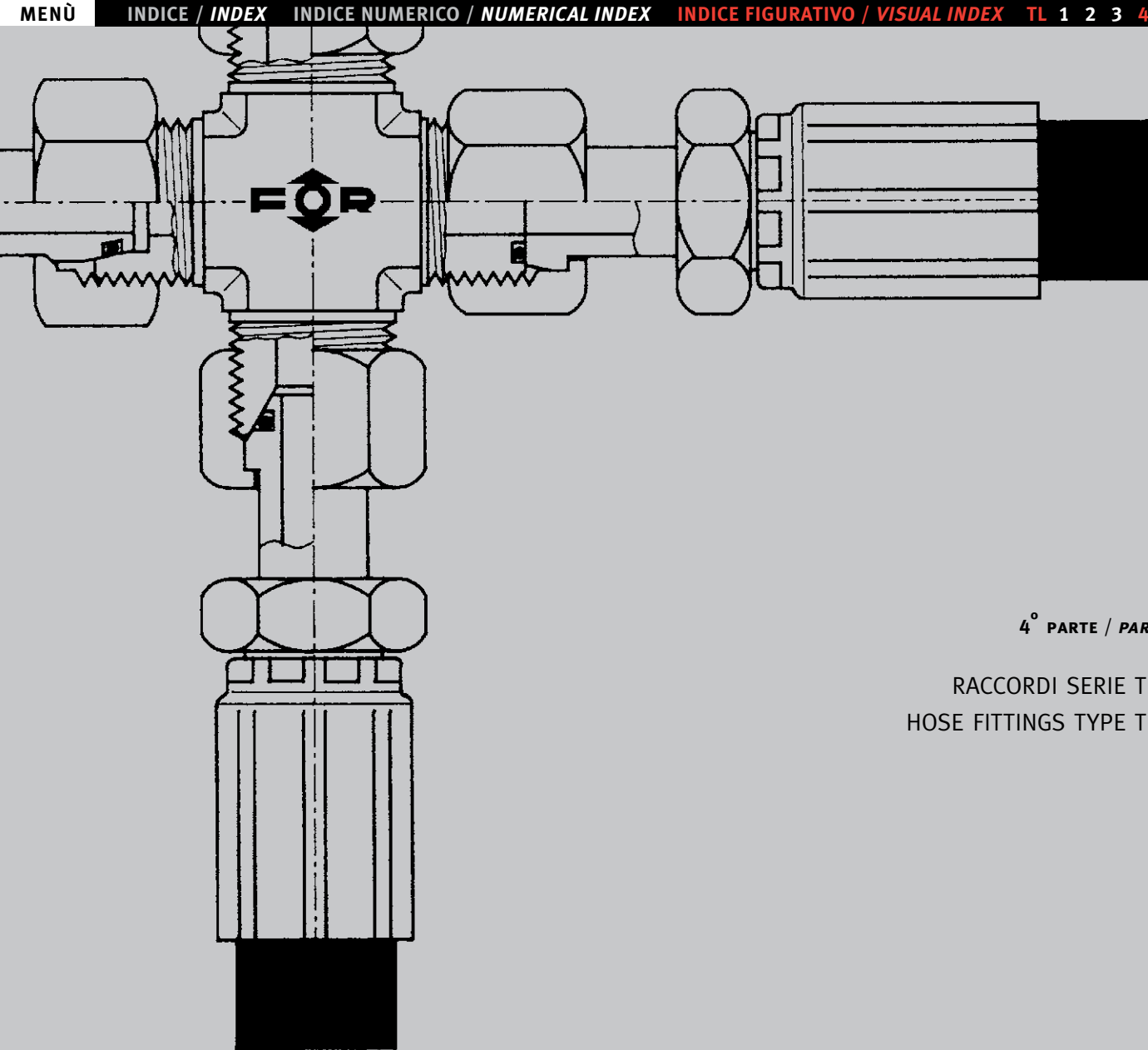
# A672322

Maschio SAE girevole a 90°  
con o-ring  
90° SAE swivel male o-ring boss



T		RIFERIMENTO REFERENCE	F	L	L <sub>1</sub>	E	L <sub>2</sub>	S <sub>1</sub>
MM.	IN.		UNF-UN					
10	3/8	A672322/100	9/16-18	33	20	45	10	22
10	3/8	A672322/101	3/4-16	33	20	50	11	22
12	1/2	A672322/120	3/4-16	37	25	50	11	22
12	1/2	A672322/121	7/8-14	37	25	55	13	27





4° PARTE / PART 4

RACCORDI SERIE TL/4  
HOSE FITTINGS TYPE TL/4

# INDICE FIGURATIVO SERIE TL/4

## VISUAL INDEX TL/4 SERIES

### 141 A602002

Femmina girevole JIC cono 37°  
*JIC female swivel cone 37°*



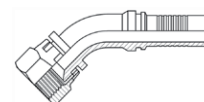
### 141 A602486

Femmina girevole JIC cono 37°  
con controdado di fermo  
*JIC female swivel cone 37°  
with counter nut*



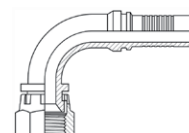
### 142 A602013

Femmina girevole a 45° JIC cono 37°  
*45° JIC female swivel cone 37°*



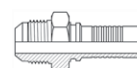
### 142 A602024

Femmina girevole a 90° JIC cono 37°  
*90° JIC female swivel cone 37°*



### 143 A602035

Maschio JIC cono 37°  
*JIC male cone 37°*



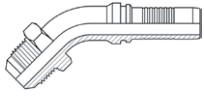




INDICE FIGURATIVO SERIE TL/4  
VISUAL INDEX TL/4 SERIES

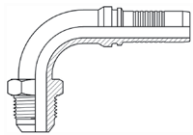
**143 A602673**

Maschio a 45° JIC cono 37°  
45° JIC male cone 37°



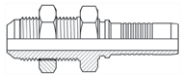
**144 A602727**

Maschio a 90° JIC cono 37°  
90° JIC male cone 37°



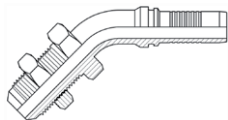
**144 A602529**

Passaparete maschio JIC cono 37°  
JIC bulkhead male cone 37°



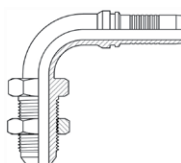
**145 A602574**

Passaparete maschio a 45° JIC  
cono 37°  
45° JIC bulkhead male cone 37°



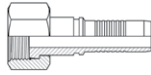
**145 A602628**

Passaparete maschio a 90° JIC  
cono 37°  
90° JIC bulkhead male cone 37°



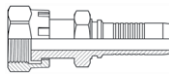
**146 A602046**

Femmina girevole ORFS  
ORFS female swivel



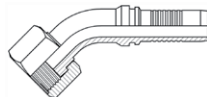
**146 A602475**

Femmina girevole ORFS  
con controdado di fermo  
ORFS female swivel with counternut



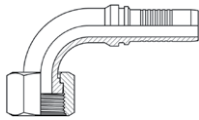
**147 A602057**

Femmina girevole a 45° ORFS  
45° ORFS female swivel



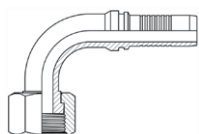
**147 A602068**

Femmina girevole a 90° ORFS corta  
90° ORFS female swivel short drop



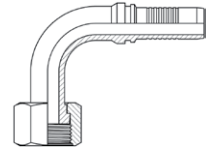
**148 A602094**

Femmina girevole a 90° ORFS media  
90° ORFS female swivel medium drop



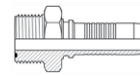
**148 A602105**

Femmina girevole a 90° ORFS lunga  
90° ORFS female swivel long drop



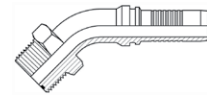
**149 A602398**

Maschio ORFS  
ORFS male



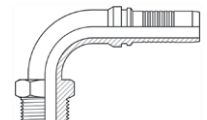
**149 A602684**

Maschio a 45° ORFS  
45° ORFS male



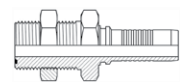
**150 A602738**

Maschio a 90° ORFS  
90° ORFS male



**150 A602530**

Passaparete maschio ORFS  
ORFS bulkhead male

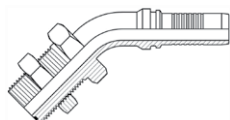


# INDICE FIGURATIVO SERIE TL/4

## VISUAL INDEX TL/4 SERIES

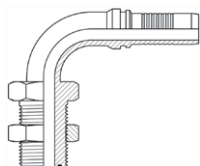
### 151 A602585

Passaparete maschio a 45° ORFS  
45° ORFS bulkhead male



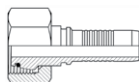
### 151 A602639

Passaparete maschio a 90° ORFS  
90° ORFS bulkhead male



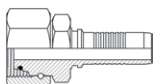
### 152 A602244

Femmina metrica DKO girevole  
DIN serie S  
Swivel DKO female DIN S series



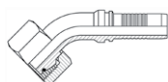
### 152 A602507

Femmina metrica DKO girevole DIN  
serie S con controdado di fermo  
Swivel DKO female DIN S series with  
counternut



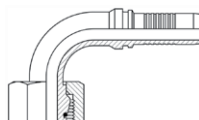
### 153 A602266

Femmina metrica DKO girevole a 45°  
DIN serie S  
45° swivel DKO female DIN S series



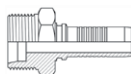
### 153 A602288

Femmina metrica DKO girevole a 90°  
DIN serie S  
90° swivel DKO female DIN S series



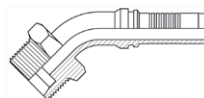
### 154 A602222

Maschio DIN serie S  
Male DIN S series



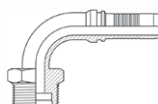
### 154 A602705

Maschio a 45° DIN serie S  
45° Metric male DIN S series



### 155 A602750

Maschio a 90° DIN serie S  
90° male DIN S series



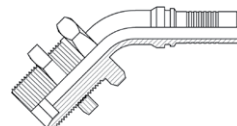
### 155 A602552

Passaparete maschio DIN serie S  
Bulkhead male DIN S series



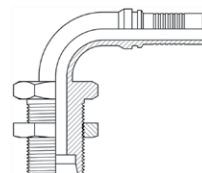
### 156 A602606

Passaparete maschio a 45° DIN  
serie S  
45° Bulkhead male DIN S series



### 156 A602651

Passaparete maschio a 90° DIN  
serie S  
90° Bulkhead male DIN S series



### 157 A602079

Femmina girevole BSP cono 60°  
BSP female swivel cone 60°



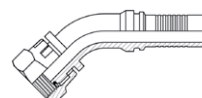
### 157 A602518

Femmina girevole BSP cono 60°  
con controdado di fermo  
BSP female swivel cone 60°  
with counternut



### 158 A602080

Femmina girevole a 45° BSP  
cono 60°  
45° BSP female swivel cone 60°



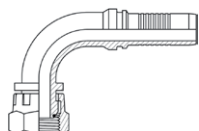


# INDICE FIGURATIVO SERIE TL/4

## VISUAL INDEX TL/4 SERIES

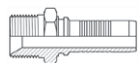
### 158 A602091

Femmina girevole a 90° BSP  
cono 60°  
*90° BSP female swivel cone 60°*



### 159 A602101

Maschio BSP cono 60°  
*BSP male cone 60°*



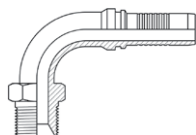
### 159 A602716

Maschio a 45° BSP cono 60°  
*45° BSP male cone 60°*



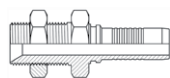
### 160 A602761

Maschio a 90° BSP cono 60°  
*90° BSP male cone 60°*



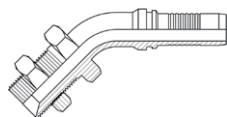
### 160 A602563

Passaparete maschio BSP cono 60°  
*BSP bulkhead male cone 60°*



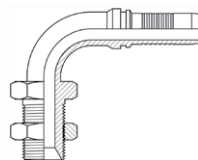
### 161 A602617

Passaparete maschio a 45° BSP  
cono 60°  
*45° BSP bulkhead male cone 60°*



### 161 A602662

Passaparete maschio a 90° BSP  
cono 60°  
*90° BSP bulkhead male cone 60°*



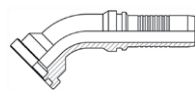
### 162 A602299

Flangia diritta SAE 3000 PSI  
*Straight SAE flange 3000 PSI*



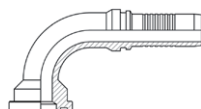
### 162 A602310

Flangia a 45° SAE 3000 PSI  
*45° SAE flange 3000 PSI*



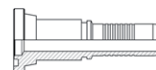
### 163 A602332

Flangia a 90° SAE 3000 PSI  
*90° SAE flange 3000 PSI*



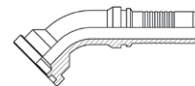
### 163 A602309

Flangia diritta SAE 6000 PSI  
*Straight SAE flange 6000 PSI*



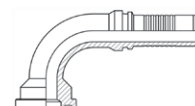
### 164 A602321

Flangia a 45° SAE 6000 PSI  
*45° SAE flange 6000 PSI*



### 164 A602343

Flangia a 90° SAE 6000 PSI  
*90° SAE flange 6000 PSI*



### 165 A602376

Raccordo ad occhio metrico  
*Metric banjo*



### 165 A301119

Vite forata Metrica  
*Metric bolt*



# INDICE FIGURATIVO SERIE TL/4

## VISUAL INDEX TL/4 SERIES

### 166 A602354

Raccordo ad occhio GAS  
BSP Banjo



### 166 A301108

Vite forata Gas  
BSP bolt



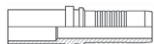
### 167 A602006

Raccordo giunzione  
Union fitting



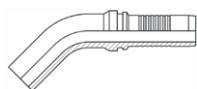
### 167 A602017

Estremità tubolare metrica  
Metric standpipe



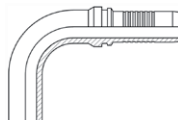
### 168 A602028

Estremità tubolare metrica a 45°  
45° Metric standpipe



### 168 A602039

Estremità tubolare metrica a 90°  
90° Metric standpipe



### 169 A602050

Maschio SAE con o-ring  
Sae o-ring male



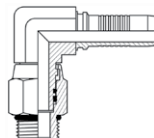
### 169 A602061

Maschio SAE girevole con o-ring  
SAE swivel male o-ring boss



### 170 A602072

Maschio SAE girevole a 90°  
con o-ring  
90° SAE swivel male o-ring boss



### 170 A613005

Boccola per tubo 4SP  
Ferrule for hose 4SP

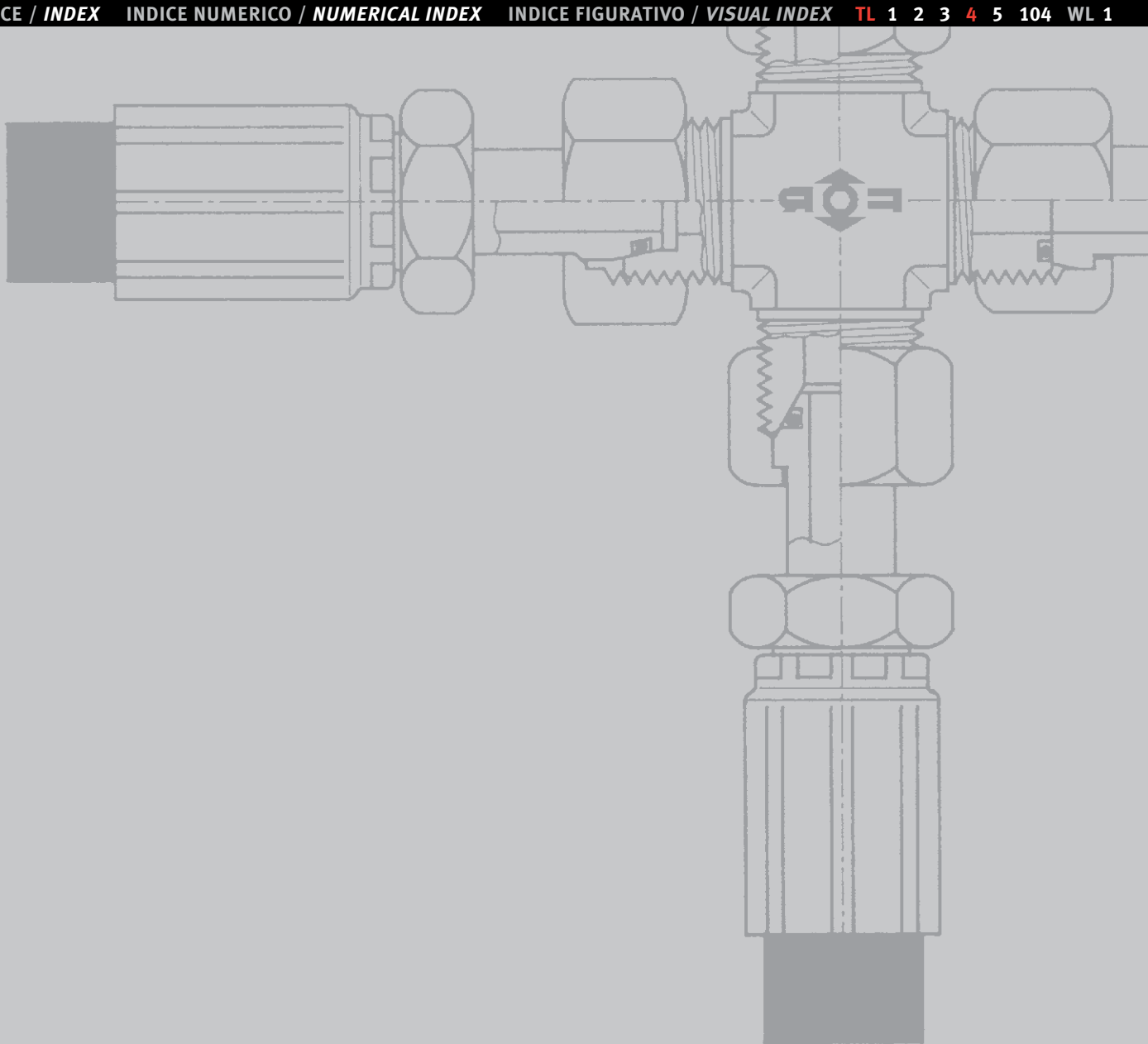


### 171 A613016

Boccola per tubo R12  
Ferrule for hose R12





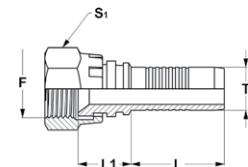




T		RIFERIMENTO REFERENCE	F	L	L <sub>1</sub>	S <sub>1</sub>
MM.	IN.		UNF-UN			
6	1/4	A602002/060	7/16-20	33	18	14
6	1/4	A602002/061	1/2-20	33	17	16
6	1/4	A602002/062	9/16-18	33	19	17
8	5/16	A602002/081	9/16-18	33	22	17
10	3/8	A602002/100	9/16-18	33	22	17
10	3/8	A602002/101	3/4-16	33	19	22
12	1/2	A602002/120	3/4-16	37	21	22
12	1/2	A602002/121	7/8-14	37	21	27
16	5/8	A602002/160	7/8-14	42	24	27
16	5/8	A602002/161	1" 1/16-12	42	23	32
20	3/4	A602002/200	1" 1/16-12	42	24	32
20	3/4	A602002/202	1" 5/16-12	42	25	38
25	1"	A602002/250	1" 5/16-12	46	26	38
25	1"	A602002/251	1" 5/8-12	46	28	50
32	1" 1/4	A602002/320	1" 5/8-12	60	31	50
40	1" 1/2	A602002/400	1" 7/8-12	60	35	57

## A602002

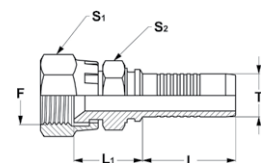
Femmina girevole JIC con 37°  
JIC female swivel cone 37°



T		RIFERIMENTO REFERENCE	F	L	L <sub>1</sub>	S <sub>1</sub>	S <sub>2</sub>
MM.	IN.		UNF-UN				
6	1/4	A602486/060	7/16-20	33	22	14	14
6	1/4	A602486/061	1/2-20	33	23	16	14
6	1/4	A602486/062	9/16-18	33	24	17	14
8	5/16	A602486/081	9/16-18	33	27	17	14
10	3/8	A602486/100	9/16-18	33	25	17	14
10	3/8	A602486/101	3/4-16	33	26	22	19
12	1/2	A602486/120	3/4-16	37	27	22	19
12	1/2	A602486/121	7/8-14	37	28	27	22
16	5/8	A602486/160	7/8-14	42	28	27	22
16	5/8	A602486/161	1" 1/16-12	42	30	32	27
20	3/4	A602486/200	1" 1/16-12	42	31	32	27
20	3/4	A602486/202	1" 5/16-12	42	33	38	32
25	1"	A602486/250	1" 5/16-12	46	34	38	32
25	1"	A602486/251	1" 5/8-12	46	37	50	41
32	1" 1/4	A602486/320	1" 5/8-12	60	40	50	41
40	1" 1/2	A602486/400	1" 7/8-12	60	42	57	46

## A602486

Femmina girevole JIC con 37° con  
controdado di fermo  
JIC female swivel cone 37° with  
counternut

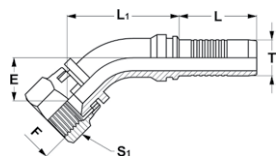


RACCORDI SERIE TL/4

HOSE FITTINGS TYPE TL/4

# A602013

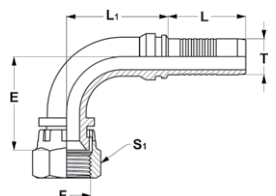
Femmina girevole a 45° JIC cono 37°  
45° JIC female swivel cone 37°



T	RIFERIMENTO REFERENCE		F	L	L1	E	S1
MM.	IN.		UNF-UN				
6	1/4	A602013/060	7/16-20	33	34	14	14
6	1/4	A602013/061	1/2-20	33	36	14	16
6	1/4	A602013/062	9/16-18	33	36	15	17
8	5/16	A602013/081	9/16-18	33	44	21	17
10	3/8	A602013/100	9/16-18	33	42	17	17
10	3/8	A602013/101	3/4-16	33	41	15	22
12	1/2	A602013/120	3/4-16	37	48	19	22
12	1/2	A602013/121	7/8-14	37	53	20	27
16	5/8	A602013/160	7/8-14	42	60	22	27
16	5/8	A602013/161	1" 1/16-12	42	64	24	32
20	3/4	A602013/200	1" 1/16-12	42	61	23	32
20	3/4	A602013/202	1" 5/16-12	42	75	28	38
25	1"	A602013/250	1" 5/16-12	46	69	28	38
25	1"	A602013/251	1" 5/8-12	46	83	32	50
32	1" 1/4	A602013/320	1" 5/8-12	60	97	37	50
40	1" 1/2	A602013/400	1" 7/8-12	60	121	49	57

# A602024

Femmina girevole a 90° JIC cono 37°  
90° JIC female swivel cone 37°



T	RIFERIMENTO REFERENCE		F	L	L1	E	S1
MM.	IN.		UNF-UN				
6	1/4	A602024/060	7/16-20	33	28	27	14
6	1/4	A602024/061	1/2-20	33	33	28	16
6	1/4	A602024/062	9/16-18	33	29	29	17
8	5/16	A602024/081	9/16-18	33	34	35	17
10	3/8	A602024/100	9/16-18	33	36	35	17
10	3/8	A602024/101	3/4-16	33	38	32	22
12	1/2	A602024/120	3/4-16	37	42	40	22
12	1/2	A602024/121	7/8-14	37	46	41	27
16	5/8	A602024/160	7/8-14	42	50	50	27
16	5/8	A602024/161	1" 1/16-12	42	50	47	32
20	3/4	A602024/200	1" 1/16-12	42	55	51	32
20	3/4	A602024/202	1" 5/16-12	42	71	63	38
25	1"	A602024/250	1" 5/16-12	46	63	60	38
25	1"	A602024/251	1" 5/8-12	46	63	57	50
32	1" 1/4	A602024/320	1" 5/8-12	60	90	81	50
40	1" 1/2	A602024/400	1" 7/8-12	60	104	100	57

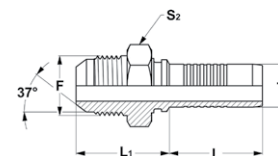




T		RIFERIMENTO REFERENCE	F UNF-UN	L	L <sub>1</sub>	S <sub>2</sub>
MM.	IN.					
6	1/4	A602035/060	7/16-20	33	29	12
6	1/4	A602035/061	1/2-20	33	29	14
6	1/4	A602035/062	9/16-18	33	30	17
8	5/16	A602035/081	9/16-18	33	30	17
10	3/8	A602035/100	9/16-18	33	30	17
10	3/8	A602035/101	3/4-16	33	34	22
12	1/2	A602035/120	3/4-16	37	34	22
12	1/2	A602035/121	7/8-14	37	39	24
16	5/8	A602035/160	7/8-14	42	39	24
16	5/8	A602035/161	1" 1/16-12	42	42	30
20	3/4	A602035/200	1" 1/16-12	42	42	30
20	3/4	A602035/202	1" 5/16-12	42	43	36
25	1"	A602035/250	1" 5/16-12	46	44	36
25	1"	A602035/251	1" 5/8-12	46	47	46
32	1" 1/4	A602035/320	1" 5/8-12	60	50	46
40	1" 1/2	A602035/400	1" 7/8-12	60	53	50

## A602035

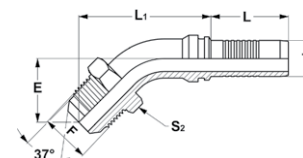
Maschio JIC con 37°  
JIC male cone 37°



T		RIFERIMENTO REFERENCE	F UNF-UN	L	L <sub>1</sub>	E	S <sub>2</sub>
MM.	IN.						
6	1/4	A602673/060	7/16-20	33	41	21	12
6	1/4	A602673/061	1/2-20	33	42	22	14
6	1/4	A602673/062	9/16-18	33	42	22	17
8	5/16	A602673/081	9/16-18	33	45	23	17
10	3/8	A602673/100	9/16-18	33	49	24	17
10	3/8	A602673/101	3/4-16	33	52	26	22
12	1/2	A602673/120	3/4-16	37	57	28	22
12	1/2	A602673/121	7/8-14	37	61	32	24
16	5/8	A602673/160	7/8-14	42	70	32	24
16	5/8	A602673/161	1" 1/16-12	42	69	36	30
20	3/4	A602673/200	1" 1/16-12	42	74	36	30
20	3/4	A602673/202	1" 5/16-12	42	75	37	36
25	1"	A602673/250	1" 5/16-12	46	93	41	36
25	1"	A602673/251	1" 5/8-12	46	96	44	42
32	1" 1/4	A602673/320	1" 5/8-12	60	106	46	46
40	1" 1/2	A602673/400	1" 7/8-12	60	130	58	50

## A602673

Maschio a 45° JIC con 37°  
45° JIC male cone 37°

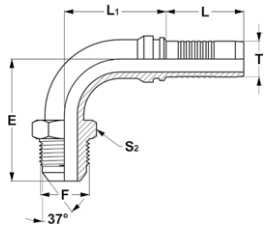


RACCORDI SERIE TL/4

HOSE FITTINGS TYPE TL/4

# A602727

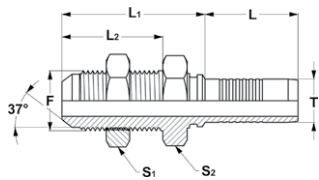
Maschio a 90° JIC cono 37°  
90° JIC male cone 37°



T		RIFERIMENTO REFERENCE	F	L	L1	E	S2
MM.	IN.		UNF-UN				
6	1/4	A602727/060	7/16-20	33	28	39	12
6	1/4	A602727/061	1/2-20	33	28	39	14
6	1/4	A602727/062	9/16-18	33	28	40	17
8	5/16	A602727/081	9/16-18	33	34	44	17
10	3/8	A602727/100	9/16-18	33	36	44	17
10	3/8	A602727/101	3/4-16	33	36	48	22
12	1/2	A602727/120	3/4-16	37	42	52	22
12	1/2	A602727/121	7/8-14	37	42	57	24
16	5/8	A602727/160	7/8-14	42	50	65	24
16	5/8	A602727/161	1" 1/16-12	42	50	68	30
20	3/4	A602727/200	1" 1/16-12	42	55	68	30
20	3/4	A602727/202	1" 5/16-12	42	55	69	36
25	1"	A602727/250	1" 5/16-12	46	63	78	36
25	1"	A602727/251	1" 5/8-12	46	63	80	42
32	1" 1/4	A602727/320	1" 5/8-12	60	90	94	46
40	1" 1/2	A602727/400	1" 7/8-12	60	104	114	50

# A602529

Passaparete maschio JIC cono 37°  
JIC bulkhead male cone 37°



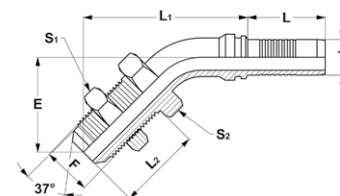
T		RIFERIMENTO REFERENCE	F	L	L1	L2	S1	S2
MM.	IN.		UNF-UN					
6	1/4	A602529/060	7/16-20	33	45	32	17	18
6	1/4	A602529/061	1/2-20	33	47	32	19	19
6	1/4	A602529/062	9/16-18	33	48	34	21	21
8	5/16	A602529/081	9/16-18	33	49	34	21	21
10	3/8	A602529/100	9/16-18	33	49	34	21	21
10	3/8	A602529/101	3/4-16	33	52	38	27	27
12	1/2	A602529/120	3/4-16	37	52	38	27	27
12	1/2	A602529/121	7/8-14	37	57	41	30	30
16	5/8	A602529/160	7/8-14	42	58	41	30	30
16	5/8	A602529/161	1" 1/16-12	42	58	45	35	35
20	3/4	A602529/200	1" 1/16-12	42	64	45	35	35
20	3/4	A602529/202	1" 5/16-12	42	65	45	41	41
25	1"	A602529/250	1" 5/16-12	46	66	45	41	41
25	1"	A602529/251	1" 5/8-12	46	68	47	46	46
32	1" 1/4	A602529/320	1" 5/8-12	60	70	47	46	46
40	1" 1/2	A602529/400	1" 7/8-12	60	70	47	55	55



T		RIFERIMENTO REFERENCE	F	L	L <sub>1</sub>	L <sub>2</sub>	E	S <sub>1</sub>	S <sub>2</sub>
MM.	IN.		UNF-UN						
6	1/4	A602574/060	7/16-20	33	54	32	34	17	18
6	1/4	A602574/061	1/2-20	33	54	32	34	19	19
6	1/4	A602574/062	9/16-18	33	53	34	33	21	21
8	5/16	A602574/081	9/16-18	33	62	34	39	21	21
10	3/8	A602574/100	9/16-18	33	64	34	39	21	21
10	3/8	A602574/101	3/4-16	33	65	38	40	24	27
12	1/2	A602574/120	3/4-16	37	70	38	41	27	27
12	1/2	A602574/121	7/8-14	37	73	41	44	30	30
16	5/8	A602574/160	7/8-14	42	79	41	46	30	30
16	5/8	A602574/161	1" 1/16-12	42	84	45	51	35	35
20	3/4	A602574/200	1" 1/16-12	42	89	45	51	35	35
20	3/4	A602574/202	1" 5/16-12	42	89	45	51	41	41
25	1"	A602574/250	1" 5/16-12	46	97	45	55	41	41
25	1"	A602574/251	1" 5/8-12	46	98	47	57	46	46
32	1" 1/4	A602574/320	1" 5/8-12	60	121	47	61	46	46
40	1" 1/2	A602574/400	1" 7/8-12	60	143	47	71	55	55

## A602574

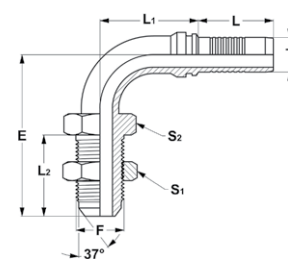
Passaparete maschio a 45° JIC  
cono 37°  
45° JIC bulkhead male cone 37°



T		RIFERIMENTO REFERENCE	F	L	L <sub>1</sub>	L <sub>2</sub>	E	S <sub>1</sub>	S <sub>2</sub>
MM.	IN.		UNF-UN						
6	1/4	A602628/060	7/16-20	33	28	32	56	17	18
6	1/4	A602628/061	1/2-20	33	28	32	56	19	19
6	1/4	A602628/062	9/16-18	33	28	34	55	21	21
8	5/16	A602628/081	9/16-18	33	34	34	65	21	21
10	3/8	A602628/100	9/16-18	33	36	34	65	21	21
10	3/8	A602628/101	3/4-16	33	36	38	67	24	27
12	1/2	A602628/120	3/4-16	37	42	38	71	27	27
12	1/2	A602628/121	7/8-14	37	42	41	75	30	30
16	5/8	A602628/160	7/8-14	42	50	41	83	30	30
16	5/8	A602628/161	1" 1/16-12	42	50	45	90	35	35
20	3/4	A602628/200	1" 1/16-12	42	55	45	90	35	35
20	3/4	A602628/202	1" 5/16-12	42	55	45	90	41	41
25	1"	A602628/250	1" 5/16-12	46	63	45	99	41	41
25	1"	A602628/251	1" 5/8-12	46	63	47	101	46	46
32	1" 1/4	A602628/320	1" 5/8-12	60	90	47	115	46	46
40	1" 1/2	A602628/400	1" 7/8-12	60	104	47	132	55	55

## A602628

Passaparete maschio a 90° JIC  
cono 37°  
90° JIC bulkhead male cone 37°

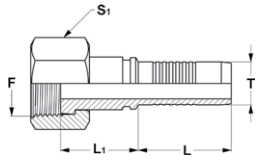


RACCORDI SERIE TL/4

HOSE FITTINGS TYPE TL/4

# A602046

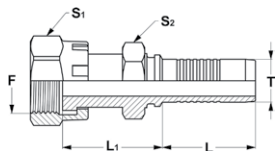
Femmina girevole ORFS  
ORFS female swivel



T		RIFERIMENTO REFERENCE	F	L	L1	S1
MM.	IN.		UNF-UN			
6	1/4	A602046/060	9/16-18	33	24	19
6	1/4	A602046/061	11/16-16	33	25	22
6	1/4	A602046/062	13/16-16	33	30	24
10	3/8	A602046/100	11/16-16	33	25	22
10	3/8	A602046/101	13/16-16	33	29	24
10	3/8	A602046/102	1"-14	33	32	30
12	1/2	A602046/120	13/16-16	37	30	24
12	1/2	A602046/121	1"-14	37	32	30
16	5/8	A602046/160	1"-14	42	32	30
16	5/8	A602046/161	1"3/16-12	42	35	36
20	3/4	A602046/200	1"3/16-12	42	35	36
20	3/4	A602046/201	1"7/16-12	42	37	41
25	1"	A602046/250	1"7/16-12	46	36	41
25	1"	A602046/251	1"11/16-12	46	37	50
32	1"1/4	A602046/320	1"11/16-12	60	40	50
40	1"1/2	A602046/400	2"-12	60	40	57

# A602475

Femmina girevole ORFS con  
controdado di fermo  
ORFS female swivel with  
counternut

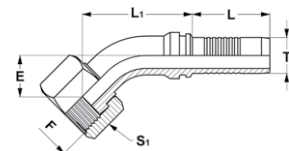


T		RIFERIMENTO REFERENCE	F	L	L1	S1	S2
MM.	IN.		UNF-UN				
6	1/4	A602475/060	9/16-18	33	30	19	14
6	1/4	A602475/061	11/16-16	33	34	22	17
6	1/4	A602475/062	13/16-16	33	37	24	19
10	3/8	A602475/100	11/16-16	33	35	22	17
10	3/8	A602475/101	13/16-16	33	37	24	19
10	3/8	A602475/102	1"-14	33	41	30	24
12	1/2	A602475/120	13/16-16	37	38	24	19
12	1/2	A602475/121	1"-14	37	40	30	24
16	5/8	A602475/160	1"-14	42	40	30	24
16	5/8	A602475/161	1"3/16-12	42	45	36	30
20	3/4	A602475/200	1"3/16-12	42	45	36	30
20	3/4	A602475/201	1"7/16-12	42	48	41	36
25	1"	A602475/250	1"7/16-12	46	48	41	36
25	1"	A602475/251	1"11/16-12	46	49	50	41
32	1"1/4	A602475/320	1"11/16-12	60	52	50	41
40	1"1/2	A602475/400	2"-12	60	52	57	48



## A602057

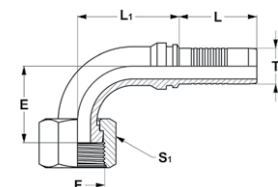
Femmina girevole a 45° ORFS  
45° ORFS female swivel



T		RIFERIMENTO REFERENCE	F UNF-UN	L	L <sub>1</sub>	E	S <sub>1</sub>
MM.	IN.						
6	1/4	A602057/060	9/16-18	33	31	11	19
6	1/4	A602057/061	11/16-16	33	32	12	22
6	1/4	A602057/062	13/16-16	33	37	16	24
10	3/8	A602057/100	11/16-16	33	42	16	22
10	3/8	A602057/101	13/16-16	33	45	19	24
10	3/8	A602057/102	1"-14	33	45	19	30
12	1/2	A602057/120	13/16-16	37	47	17	24
12	1/2	A602057/121	1"-14	37	49	20	30
16	5/8	A602057/160	1"-14	42	58	21	30
16	5/8	A602057/161	1" 3/16-12	42	62	24	36
20	3/4	A602057/200	1" 3/16-12	42	60	22	36
20	3/4	A602057/201	1" 7/16-12	42	61	23	41
25	1"	A602057/250	1" 7/16-12	46	71	29	41
25	1"	A602057/251	1" 11/16-12	46	81	29	50
32	1" 1/4	A602057/320	1" 11/16-12	60	90	29	50
40	1" 1/2	A602057/400	2"-12	60	113	40	57

## A602068

Femmina girevole a 90° ORFS corta  
90° ORFS female swivel short drop



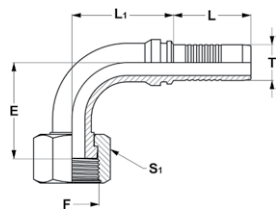
T		RIFERIMENTO REFERENCE	F UNF-UN	L	L <sub>1</sub>	E	S <sub>1</sub>
MM.	IN.						
6	1/4	A602068/060	9/16-18	33	28	22	19
6	1/4	A602068/061	11/16-16	33	28	23	22
6	1/4	A602068/062	13/16-16	33	28	31	24
10	3/8	A602068/100	11/16-16	33	36	23	22
10	3/8	A602068/101	13/16-16	33	36	30	24
10	3/8	A602068/102	1"-14	33	36	38	30
12	1/2	A602068/120	13/16-16	37	42	31	24
12	1/2	A602068/121	1"-14	37	42	33	30
16	5/8	A602068/160	1"-14	42	50	31	30
16	5/8	A602068/161	1" 3/16-12	42	55	49	36
20	3/4	A602068/200	1" 3/16-12	42	55	49	36
20	3/4	A602068/201	1" 7/16-12	42	55	57	41
25	1"	A602068/250	1" 7/16-12	46	63	57	41
25	1"	A602068/251	1" 11/16-12	46	78	68	50
32	1" 1/4	A602068/320	1" 11/16-12	60	90	71	50
40	1" 1/2	A602068/400	2"-12	60	104	89	57

RACCORDI SERIE TL/4

HOSE FITTINGS TYPE TL/4

# A602094

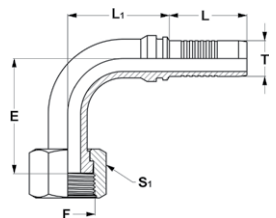
Femmina girevole a 90° ORFS media  
 90° ORFS female swivel medium  
 drop



T		RIFERIMENTO REFERENCE	F	L	L1	E	S1
MM.	IN.		UNF-UN				
6	1/4	A602094/060	9/16-18	33	28	32	19
6	1/4	A602094/061	11/16-16	33	28	38	22
10	3/8	A602094/100	11/16-16	33	36	38	22
10	3/8	A602094/101	13/16-16	33	36	41	24
12	1/2	A602094/120	13/16-16	37	42	41	24
12	1/2	A602094/121	1"-14	37	42	52	30
16	5/8	A602094/160	1"-14	42	50	47	30
16	5/8	A602094/161	1"3/16-12	42	55	49	36
20	3/4	A602094/200	1"3/16-12	42	55	61	36
20	3/4	A602094/201	1"7/16-12	42	55	70	41
25	1"	A602094/250	1"7/16-12	46	63	71	41
32	1"1/4	A602094/320	1"11/16-12	60	90	78	50
40	1"1/2	A602094/400	2"-12	60	104	89	57

# A602105

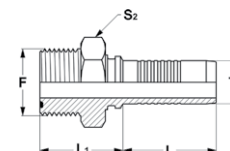
Femmina girevole a 90° ORFS lunga  
 90° ORFS female swivel long  
 drop



T		RIFERIMENTO REFERENCE	F	L	L1	E	S1
MM.	IN.		UNF-UN				
6	1/4	A602105/060	9/16-18	33	28	46	19
6	1/4	A602105/061	11/16-16	33	28	54	22
10	3/8	A602105/100	11/16-16	33	36	54	22
10	3/8	A602105/101	13/16-16	33	36	64	24
12	1/2	A602105/120	13/16-16	37	42	65	24
12	1/2	A602105/121	1"-14	37	42	70	30
16	5/8	A602105/160	1"-14	42	50	70	30
20	3/4	A602105/200	1"3/16-12	42	55	98	36
25	1"	A602105/250	1"7/16-12	46	63	115	41
32	1"1/4	A602105/320	1"11/16-12	60	90	130	50

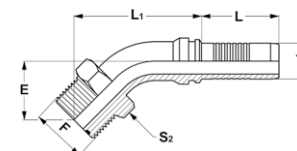


## A602398

Maschio ORFS  
ORFS male

T		RIFERIMENTO REFERENCE	F UNF-UN	L	L <sub>1</sub>	S <sub>2</sub>
MM.	IN.					
6	1/4	A602398/060	9/16-18	33	25	17
6	1/4	A602398/061	11/16-16	33	28	19
6	1/4	A602398/062	13/16-16	33	29	22
10	3/8	A602398/100	11/16-16	33	28	19
10	3/8	A602398/101	13/16-16	33	31	22
10	3/8	A602398/102	1"-14	33	35	27
12	1/2	A602398/120	13/16-16	37	31	22
12	1/2	A602398/121	1"-14	37	34	27
16	5/8	A602398/160	1"-14	42	34	27
16	5/8	A602398/161	1" 3/16-12	42	38	32
20	3/4	A602398/200	1" 3/16-12	42	38	32
20	3/4	A602398/201	1" 7/16-12	42	38	38
25	1"	A602398/250	1" 7/16-12	46	38	41
25	1"	A602398/251	1" 11/16-12	46	39	45
32	1" 1/4	A602398/320	1" 11/16-12	60	42	46
40	1" 1/2	A602398/400	2"-12	60	45	55

## A602684

Maschio a 45° ORFS  
45° ORFS male

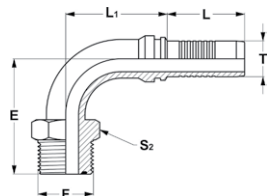
T		RIFERIMENTO REFERENCE	F UNF-UN	L	L <sub>1</sub>	E	S <sub>2</sub>
MM.	IN.						
6	1/4	A602684/060	9/16-18	33	39	19	17
6	1/4	A602684/061	11/16-16	33	40	20	19
6	1/4	A602684/062	13/16-16	33	43	22	22
10	3/8	A602684/100	11/16-16	33	48	22	19
10	3/8	A602684/101	13/16-16	33	49	24	22
10	3/8	A602684/102	1"-14	33	52	27	27
12	1/2	A602684/120	13/16-16	37	55	25	22
12	1/2	A602684/121	1"-14	37	57	28	27
16	5/8	A602684/160	1"-14	42	68	30	27
16	5/8	A602684/161	1" 3/16-12	42	69	31	32
20	3/4	A602684/200	1" 3/16-12	42	69	32	32
20	3/4	A602684/201	1" 7/16-12	42	70	33	38
25	1"	A602684/250	1" 7/16-12	46	84	42	38
25	1"	A602684/251	1" 11/16-12	46	85	43	46
32	1" 1/4	A602684/320	1" 11/16-12	60	109	49	46
40	1" 1/2	A602684/400	2"-12	60	126	53	55

RACCORDI SERIE TL/4

HOSE FITTINGS TYPE TL/4

# A602738

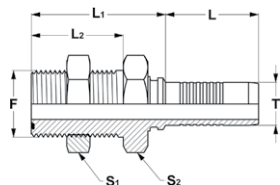
Maschio a 90° ORFS  
90° ORFS male



T		RIFERIMENTO REFERENCE	F	L	L1	E	S2
MM.	IN.		UNF-UN				
6	1/4	A602738/060	9/16-18	33	28	35	17
6	1/4	A602738/061	11/16-16	33	28	37	19
6	1/4	A602738/062	13/16-16	33	28	40	22
10	3/8	A602738/100	11/16-16	33	36	42	19
10	3/8	A602738/101	13/16-16	33	36	45	22
10	3/8	A602738/102	1"-14	33	36	48	27
12	1/2	A602738/120	13/16-16	37	42	49	22
12	1/2	A602738/121	1"-14	37	42	52	27
16	5/8	A602738/160	1"-14	42	50	60	27
16	5/8	A602738/161	1"3/16-12	42	50	63	32
20	3/4	A602738/200	1"3/16-12	42	55	63	32
20	3/4	A602738/201	1"7/16-12	42	55	64	38
25	1"	A602738/250	1"7/16-12	46	63	81	38
25	1"	A602738/251	1"11/16-12	46	63	82	46
32	1"1/4	A602738/320	1"11/16-12	60	90	98	46
40	1"1/2	A602738/400	2"-12	60	104	107	55

# A602530

Passaparete maschio ORFS  
ORFS bulkhead male



T		RIFERIMENTO REFERENCE	F	L	L1	L2	S1	S2
MM.	IN.		UNF-UN					
6	1/4	A602530/060	9/16-18	33	47	32	21	21
6	1/4	A602530/061	11/16-16	33	49	34	27	22
6	1/4	A602530/062	13/16-16	33	54	37	30	24
10	3/8	A602530/100	11/16-16	33	51	34	27	27
10	3/8	A602530/101	13/16-16	33	54	37	30	27
10	3/8	A602530/102	1"-14	33	59	41	35	30
12	1/2	A602530/120	13/16-16	37	54	37	30	30
12	1/2	A602530/121	1"-14	37	58	41	35	30
16	5/8	A602530/160	1"-14	42	58	41	35	35
16	5/8	A602530/161	1"3/16-12	42	59	42	41	35
20	3/4	A602530/200	1"3/16-12	42	61	42	41	38
20	3/4	A602530/201	1"7/16-12	42	62	43	46	46
25	1"	A602530/250	1"7/16-12	46	62	43	46	46
25	1"	A602530/251	1"11/16-12	46	60	43	50	50
32	1"1/4	A602530/320	1"11/16-12	60	64	43	50	50
40	1"1/2	A602530/400	2"-12	60	63	43	60	60

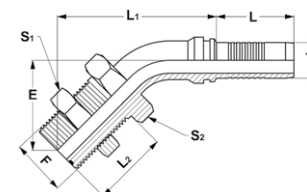




T		RIFERIMENTO REFERENCE	F UNF-UN	L	L <sub>1</sub>	L <sub>2</sub>	E	S <sub>1</sub>	S <sub>2</sub>
MM.	IN.								
6	1/4	A602585/060	9/16-18	33	53	32	34	21	21
6	1/4	A602585/061	11/16-16	33	55	34	36	27	22
6	1/4	A602585/062	13/16-16	33	58	37	39	30	24
10	3/8	A602585/100	11/16-16	33	63	34	38	27	27
10	3/8	A602585/101	13/16-16	33	65	37	40	30	27
10	3/8	A602585/102	1"-14	33	69	41	43	35	30
12	1/2	A602585/120	13/16-16	37	71	37	41	30	30
12	1/2	A602585/121	1"-14	37	74	41	44	35	30
16	5/8	A602585/160	1"-14	42	79	41	47	36	36
16	5/8	A602585/161	1" 3/16-12	42	81	42	48	41	35
20	3/4	A602585/200	1" 3/16-12	42	86	42	48	41	38
20	3/4	A602585/201	1" 7/16-12	42	87	43	49	46	46
25	1"	A602585/250	1" 7/16-12	46	106	43	55	46	46
25	1"	A602585/251	1" 11/16-12	46	106	43	55	50	46
32	1" 1/4	A602585/320	1" 11/16-12	60	126	43	65	50	50
40	1" 1/2	A602585/400	2"-12	60	142	43	70	60	60

## A602585

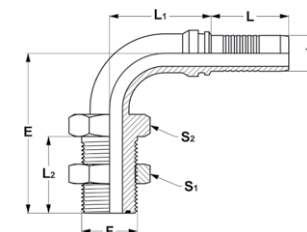
Passaparete maschio a 45° ORFS  
45° ORFS bulkhead male



T		RIFERIMENTO REFERENCE	F UNF-UN	L	L <sub>1</sub>	L <sub>2</sub>	E	S <sub>1</sub>	S <sub>2</sub>
MM.	IN.								
6	1/4	A602639/060	9/16-18	33	28	32	56	21	21
6	1/4	A602639/061	11/16-16	33	28	34	59	27	22
6	1/4	A602639/062	13/16-16	33	28	37	63	30	24
10	3/8	A602639/100	11/16-16	33	36	34	64	27	27
10	3/8	A602639/101	13/16-16	33	36	37	67	30	27
10	3/8	A602639/102	1"-14	33	36	41	72	35	30
12	1/2	A602639/120	13/16-16	37	42	37	72	30	30
12	1/2	A602639/121	1"-14	37	42	41	76	35	30
16	5/8	A602639/160	1"-14	42	50	41	84	36	36
16	5/8	A602639/161	1" 3/16-12	42	50	42	86	41	35
20	3/4	A602639/200	1" 3/16-12	42	55	42	86	41	38
20	3/4	A602639/201	1" 7/16-12	42	55	43	87	46	46
25	1"	A602639/250	1" 7/16-12	46	78	43	104	46	46
25	1"	A602639/251	1" 11/16-12	46	78	43	104	50	46
32	1" 1/4	A602639/320	1" 11/16-12	60	90	43	121	50	50
40	1" 1/2	A602639/400	2"-12	60	104	43	130	60	60

## A602639

Passaparete maschio a 90° ORFS  
90° ORFS bulkhead male



RACCORDI SERIE TL/4

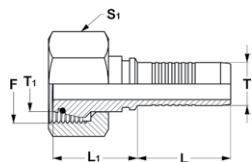
HOSE FITTINGS TYPE TL/4

**A602244**

serie pesante (s) / HEAVY SERIES

Femmina metrica DKO girevole DIN serie S

Swivel DKO female DIN S series



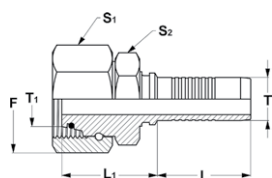
T		RIFERIMENTO REFERENCE	F	T <sub>1</sub>	L	L <sub>1</sub>	S <sub>1</sub>
MM.	IN.		METRICO METRIC				
6	1/4	A602244/060	18X1,5	10	33	24	22
6	1/4	A602244/069	16X1,5	8	33	26	19
8	5/16	A602244/080	20X1,5	12	33	26	24
10	3/8	A602244/100	22X1,5	14	33	24	27
10	3/8	A602244/101	24X1,5	16	33	24	30
10	3/8	A602244/109	20X1,5	12	33	25	24
12	1/2	A602244/120	24X1,5	16	37	28	30
16	5/8	A602244/160	30X2	20	42	28	36
20	3/4	A602244/200	36X2	25	42	30	46
20	3/4	A602244/209	30X2	20	42	29	36
25	1"	A602244/250	42X2	30	46	31	50
32	1"1/4	A602244/320	52X2	38	60	39	60

**A602507**

serie pesante (s) / HEAVY SERIES

Femmina metrica DKO girevole DIN serie S con controdado di fermo

Swivel DKO female DIN S series with counter nut



T		RIFERIMENTO REFERENCE	F	T <sub>1</sub>	L	L <sub>1</sub>	S <sub>1</sub>	S <sub>2</sub>
MM.	IN.		METRICO METRIC					
6	1/4	A602507/060	18X1,5	10	33	31	22	17
6	1/4	A602507/069	16X1,5	8	33	30	19	17
8	5/16	A602507/080	20X1,5	12	33	34	24	17
10	3/8	A602507/100	22X1,5	14	33	34	27	22
10	3/8	A602507/101	24X1,5	16	37	35	30	24
10	3/8	A602507/109	20X1,5	12	33	34	24	19
12	1/2	A602507/120	24X1,5	16	37	34	30	24
16	5/8	A602507/160	30X2	20	42	43	36	27
20	3/4	A602507/200	36X2	25	42	43	46	36
20	3/4	A602507/209	30X2	20	42	43	36	27
25	1"	A602507/250	42X2	30	46	44	50	41
32	1"1/4	A602507/320	52X2	38	60	51	60	50

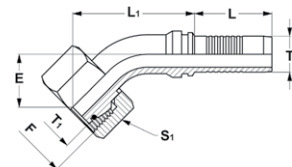


T		RIFERIMENTO REFERENCE	F	T <sub>1</sub>	L	L <sub>1</sub>	E	S <sub>1</sub>
MM.	IN.		METRICO METRIC					
6	1/4	A602266/060	18x1,5	10	33	39	20	22
6	1/4	A602266/069	16x1,5	8	33	37	17	19
8	5/16	A602266/080	20x1,5	12	33	43	20	24
10	3/8	A602266/100	22x1,5	14	33	42	22	27
10	3/8	A602266/101	24x1,5	16	33	51	24	30
10	3/8	A602266/109	20x1,5	12	33	48	20	24
12	1/2	A602266/120	24x1,5	16	37	52	23	30
16	5/8	A602266/160	30x2	20	42	67	30	36
20	3/4	A602266/200	36x2	25	42	66	29	46
20	3/4	A602266/209	30x2	20	42	70	32	36
25	1"	A602266/250	42x2	30	46	74	32	50
32	1"1/4	A602266/320	52x2	38	60	105	45	60

## A602266

serie pesante (s) / HEAVY SERIES

Femmina metrica DKO girevole  
a 45° DIN serie S  
45° swivel DKO female DIN S  
series

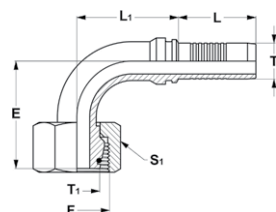


T		RIFERIMENTO REFERENCE	F	T <sub>1</sub>	L	L <sub>1</sub>	E	S <sub>1</sub>
MM.	IN.		METRICO METRIC					
6	1/4	A602288/060	18x1,5	10	33	28	37	22
6	1/4	A602288/069	16x1,5	8	33	33	36	19
8	5/16	A602288/080	20x1,5	12	33	34	39	24
10	3/8	A602288/100	22x1,5	14	33	36	41	27
10	3/8	A602288/101	24x1,5	16	33	36	42	30
10	3/8	A602288/109	20x1,5	12	33	38	39	24
12	1/2	A602288/120	24x1,5	16	37	42	46	30
16	5/8	A602288/160	30x2	20	42	50	60	36
20	3/4	A602288/200	36x2	25	42	55	58	46
20	3/4	A602288/209	30x2	20	42	55	64	36
25	1"	A602288/250	42x2	30	46	63	65	50
32	1"1/4	A602288/320	52x2	38	60	90	93	60

## A602288

serie pesante (s) / HEAVY SERIES

Femmina metrica DKO girevole  
a 90° DIN serie S  
90° swivel DKO female DIN S  
series



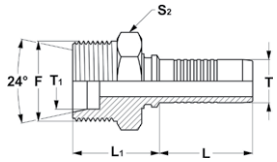
RACCORDI SERIE TL/4

HOSE FITTINGS TYPE TL/4

**A602222**

serie pesante (S) / HEAVY SERIES

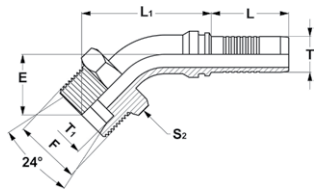
Maschio DIN serie S  
Male DIN S series



**A602705**

serie pesante (S) / HEAVY SERIES

Maschio a 45° DIN serie S  
45° Metric male DIN S series



T		RIFERIMENTO REFERENCE	F	T <sub>1</sub>	L	L <sub>1</sub>	S <sub>2</sub>
MM.	IN.		METRICO METRIC				
6	1/4	A602222/060	18X1,5	10	33	27	19
6	1/4	A602222/069	16X1,5	8	33	28	17
8	5/16	A602222/080	20X1,5	12	33	27	22
10	3/8	A602222/100	22X1,5	14	33	31	24
10	3/8	A602222/101	24X1,5	16	33	31	27
10	3/8	A602222/109	20X1,5	12	33	29	22
12	1/2	A602222/120	24X1,5	16	37	31	27
16	5/8	A602222/160	30X2	20	42	36	32
20	3/4	A602222/200	36X2	25	42	42	38
20	3/4	A602222/209	30X2	20	42	36	32
25	1"	A602222/250	42X2	30	46	46	46
32	1"1/4	A602222/320	52X2	38	60	50	55

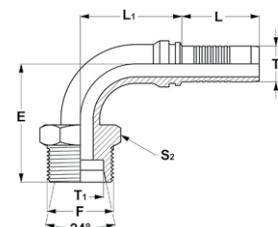
T		RIFERIMENTO REFERENCE	F	T <sub>1</sub>	L	L <sub>1</sub>	E	S <sub>2</sub>
MM.	IN.		METRICO METRIC					
6	1/4	A602705/060	18X1,5	10	33	41	21	19
6	1/4	A602705/069	16X1,5	8	33	41	21	17
8	5/16	A602705/080	20X1,5	12	33	46	23	22
10	3/8	A602705/100	22X1,5	14	33	50	24	24
10	3/8	A602705/101	24X1,5	16	33	50	24	27
10	3/8	A602705/109	20X1,5	12	33	48	23	22
12	1/2	A602705/120	24X1,5	16	37	55	26	27
16	5/8	A602705/160	30X2	20	42	64	31	32
20	3/4	A602705/200	36X2	25	42	73	36	38
20	3/4	A602705/209	30X2	20	42	69	31	32
25	1"	A602705/250	42X2	30	46	83	41	46
32	1"1/4	A602705/320	52X2	38	60	107	47	55



T		RIFERIMENTO REFERENCE	F	T <sub>1</sub>	L	L <sub>1</sub>	E	S <sub>2</sub>
MM.	IN.		METRICO METRIC					
6	1/4	A602750/060	18x1,5	10	33	28	37	19
6	1/4	A602750/069	16x1,5	8	33	28	37	17
8	5/16	A602750/080	20x1,5	12	33	34	43	22
10	3/8	A602750/100	22x1,5	14	33	36	45	24
10	3/8	A602750/101	24x1,5	16	33	36	45	27
10	3/8	A602750/109	20x1,5	12	33	36	43	22
12	1/2	A602750/120	24x1,5	16	37	42	49	27
16	5/8	A602750/160	30x2	20	42	50	62	32
20	3/4	A602750/200	36x2	25	42	55	68	38
20	3/4	A602750/209	30x2	20	42	55	62	32
25	1"	A602750/250	42x2	30	46	63	79	46
32	1"1/4	A602750/320	52x2	38	60	90	95	55

**A602750**

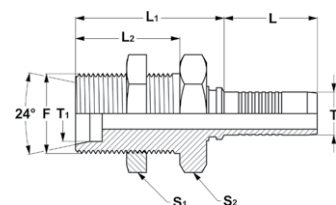
serie pesante (S) / HEAVY SERIES

Maschio a 90° DIN serie S  
90° male DIN S series

T		RIFERIMENTO REFERENCE	F	T <sub>1</sub>	L	L <sub>1</sub>	L <sub>2</sub>	S <sub>1</sub>	S <sub>2</sub>
MM.	IN.		METRICO METRIC						
6	1/4	A602552/060	18x1,5	10	33	54	37	24	24
6	1/4	A602552/069	16x1,5	8	33	51	36	22	22
8	5/16	A602552/080	20x1,5	12	33	55	38	27	27
10	3/8	A602552/100	22x1,5	14	33	58	40	30	30
10	3/8	A602552/101	24x1,5	16	33	58	40	32	32
10	3/8	A602552/109	20x1,5	12	33	55	38	27	27
12	1/2	A602552/120	24x1,5	16	37	58	40	32	32
16	5/8	A602552/160	30x2	20	42	63	44	41	41
20	3/4	A602552/200	36x2	25	42	68	47	46	46
20	3/4	A602552/209	30x2	20	42	63	44	41	41
25	1"	A602552/250	42x2	30	46	73	51	50	50
32	1"1/4	A602552/320	52x2	38	60	80	53	65	65

**A602552**

serie pesante (S) / HEAVY SERIES

Passaparte maschio DIN serie S  
Bulkhead male DIN S series

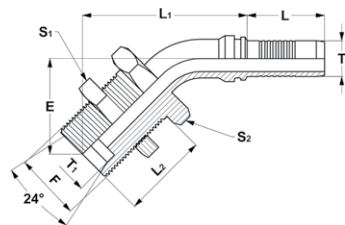
RACCORDI SERIE TL/4

HOSE FITTINGS TYPE TL/4

**A602606**

serie pesante (s) / HEAVY SERIES

Passaparete maschio a 45° DIN serie S  
45° Bulkhead male DIN S series

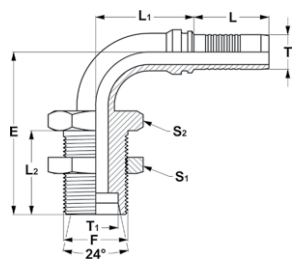


T		RIFERIMENTO REFERENCE	F METRICO METRIC	T <sub>1</sub>	L	L <sub>1</sub>	L <sub>2</sub>	E	S <sub>1</sub>	S <sub>2</sub>
MM.	IN.									
6	1/4	A602606/060	18X1,5	10	33	58	37	38	24	24
6	1/4	A602606/069	16X1,5	8	33	58	36	38	22	22
8	5/16	A602606/080	20X1,5	12	33	65	38	41	27	27
10	3/8	A602606/100	22X1,5	14	33	68	40	43	30	30
10	3/8	A602606/101	24X1,5	16	33	68	40	43	32	32
10	3/8	A602606/109	20X1,5	12	33	67	38	41	27	27
12	1/2	A602606/120	24X1,5	16	37	73	40	44	32	32
16	5/8	A602606/160	30X2	20	42	84	44	51	41	41
20	3/4	A602606/200	36X2	25	42	94	47	56	46	46
20	3/4	A602606/209	30X2	20	42	89	44	51	41	41
25	1"	A602606/250	42X2	30	46	105	51	63	50	50
32	1"1/4	A602606/320	52X2	38	60	129	53	68	65	65

**A602651**

serie pesante (s) / HEAVY SERIES

Passaparete maschio a 90° DIN serie S  
90° Bulkhead male DIN S series



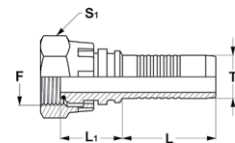
T		RIFERIMENTO REFERENCE	F METRICO METRIC	T <sub>1</sub>	L	L <sub>1</sub>	L <sub>2</sub>	E	S <sub>1</sub>	S <sub>2</sub>
MM.	IN.									
6	1/4	A602651/060	18X1,5	10	33	28	37	62	24	24
6	1/4	A602651/069	16X1,5	8	33	28	36	61	22	22
8	5/16	A602651/080	20X1,5	12	33	34	38	69	27	27
10	3/8	A602651/100	22X1,5	14	33	36	40	71	30	30
10	3/8	A602651/101	24X1,5	16	33	36	40	71	32	32
10	3/8	A602651/109	20X1,5	12	33	36	38	69	27	27
12	1/2	A602651/120	24X1,5	16	37	42	40	75	32	32
16	5/8	A602651/160	30X2	20	42	50	44	90	41	41
20	3/4	A602651/200	36X2	25	42	55	47	97	46	46
20	3/4	A602651/209	30X2	20	42	55	44	90	41	41
25	1"	A602651/250	42X2	30	46	63	51	110	50	50
32	1"1/4	A602651/320	52X2	38	60	90	53	126	65	65



T		RIFERIMENTO REFERENCE	F	L	L <sub>1</sub>	S <sub>1</sub>
MM.	IN.					
6	1/4	A602079/060	1/4	33	20	17
6	1/4	A602079/061	3/8	33	21	22
10	3/8	A602079/100	3/8	33	22	22
10	3/8	A602079/101	1/2	33	23	27
12	1/2	A602079/120	1/2	37	23	27
12	1/2	A602079/121	5/8	37	24	27
16	5/8	A602079/160	5/8	42	26	27
16	5/8	A602079/161	3/4	42	26	32
20	3/4	A602079/200	3/4	42	28	32
20	3/4	A602079/202	1"	42	33	41
25	1"	A602079/250	1"	46	30	41
32	1"1/4	A602079/320	1"1/4	60	39	50
40	1"1/2	A602079/400	1"1/2	60	38	55

## A602079

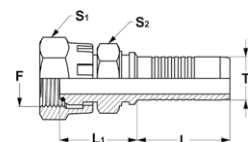
Femmina girevole BSP con 60°  
BSP female swivel cone 60°



T		RIFERIMENTO REFERENCE	F	L	L <sub>1</sub>	S <sub>1</sub>	S <sub>2</sub>
MM.	IN.						
6	1/4	A602518/060	1/4	33	25	17	14
6	1/4	A602518/061	3/8	33	28	22	17
10	3/8	A602518/100	3/8	33	29	22	17
10	3/8	A602518/101	1/2	33	31	27	22
12	1/2	A602518/120	1/2	37	31	27	22
12	1/2	A602518/121	5/8	37	32	27	24
16	5/8	A602518/160	5/8	42	32	27	24
16	5/8	A602518/161	3/4	42	35	32	27
20	3/4	A602518/200	3/4	42	36	32	27
20	3/4	A602518/202	1"	42	39	41	32
25	1"	A602518/250	1"	46	39	41	32
32	1"1/4	A602518/320	1"1/4	60	49	50	42
40	1"1/2	A602518/400	1"1/2	60	49	55	46

## A602518

Femmina girevole BSP con 60°  
con controdado di fermo  
BSP female swivel cone 60° with  
counternut

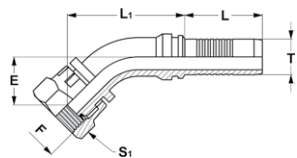


RACCORDI SERIE TL/4

HOSE FITTINGS TYPE TL/4

# A602080

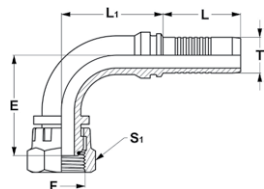
Femmina girevole a 45° BSP  
cono 60°  
45° BSP female swivel cone 60°



T		RIFERIMENTO REFERENCE	F	L	L1	E	S1
MM.	IN.		GAS CIL.BSPP				
6	1/4	A602080/060	1/4	33	36	15	17
6	1/4	A602080/061	3/8	33	35	15	22
10	3/8	A602080/100	3/8	33	44	18	22
10	3/8	A602080/101	1/2	33	49	22	27
12	1/2	A602080/120	1/2	37	51	22	27
12	1/2	A602080/121	5/8	37	56	23	27
16	5/8	A602080/160	5/8	42	62	25	27
16	5/8	A602080/161	3/4	42	64	26	32
20	3/4	A602080/200	3/4	42	64	26	32
20	3/4	A602080/202	1"	42	66	29	41
25	1"	A602080/250	1"	46	73	31	41
32	1"1/4	A602080/320	1"1/4	60	103	42	50
40	1"1/2	A602080/400	1"1/2	60	126	54	60

# A602091

Femmina girevole a 90° BSP  
cono 60°  
90° BSP female swivel cone 60°



T		RIFERIMENTO REFERENCE	F	L	L1	E	S1
MM.	IN.		GAS CIL.BSPP				
6	1/4	A602091/060	1/4	33	28	30	17
6	1/4	A602091/061	3/8	33	28	33	22
10	3/8	A602091/100	3/8	33	36	37	22
10	3/8	A602091/101	1/2	33	38	41	27
12	1/2	A602091/120	1/2	37	42	44	27
12	1/2	A602091/121	5/8	37	42	44	27
16	5/8	A602091/160	5/8	42	50	53	27
16	5/8	A602091/161	3/4	42	55	55	32
20	3/4	A602091/200	3/4	42	55	55	32
20	3/4	A602091/202	1"	42	71	63	41
25	1"	A602091/250	1"	46	63	66	41
32	1"1/4	A602091/320	1"1/4	60	90	89	50
40	1"1/2	A602091/400	1"1/2	60	104	108	60

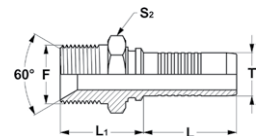




T		RIFERIMENTO REFERENCE	F GAS CIL.BSP	L	L <sub>1</sub>	S <sub>2</sub>
MM.	IN.					
6	1/4	A602101/060	1/4	33	28	14
6	1/4	A602101/061	3/8	33	31	17
10	3/8	A602101/100	3/8	33	31	17
10	3/8	A602101/101	1/2	33	34	22
12	1/2	A602101/120	1/2	37	35	22
12	1/2	A602101/121	5/8	37	36	24
16	5/8	A602101/160	5/8	42	37	24
16	5/8	A602101/161	3/4	42	38	27
20	3/4	A602101/200	3/4	42	37	27
20	3/4	A602101/202	1"	42	42	36
25	1"	A602101/250	1"	46	42	36
32	1"1/4	A602101/320	1"1/4	60	47	46
40	1"1/2	A602101/400	1"1/2	60	52	50

### A602101

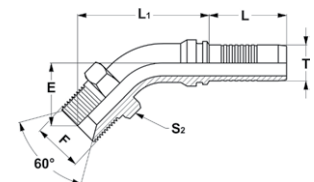
Maschio BSP con 60°  
BSP male cone 60°



T		RIFERIMENTO REFERENCE	F GAS CIL.BSP	L	L <sub>1</sub>	E	S <sub>2</sub>
MM.	IN.						
6	1/4	A602716/060	1/4	33	41	21	14
6	1/4	A602716/061	3/8	33	43	23	17
10	3/8	A602716/100	3/8	33	50	24	17
10	3/8	A602716/101	1/2	33	53	27	22
12	1/2	A602716/120	1/2	37	58	29	22
12	1/2	A602716/121	5/8	37	58	29	24
16	5/8	A602716/160	5/8	42	65	33	24
16	5/8	A602716/161	3/4	42	66	33	27
20	3/4	A602716/200	3/4	42	70	33	27
20	3/4	A602716/202	1"	42	74	36	36
25	1"	A602716/250	1"	46	80	38	36
32	1"1/4	A602716/320	1"1/4	60	105	44	46
40	1"1/2	A602716/400	1"1/2	60	122	49	50

### A602716

Maschio a 45° BSP con 60°  
45° BSP male cone 60°

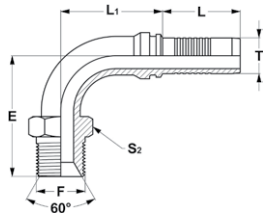


RACCORDI SERIE TL/4

HOSE FITTINGS TYPE TL/4

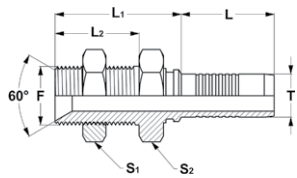
# A602761

Maschio a 90° BSP cono 60°  
90° BSP male cone 60°



# A602563

Passaparete maschio BSP cono 60°  
BSP bulkhead male cone 60°



T		RIFERIMENTO REFERENCE	F	L	L1	E	S2
MM.	IN.		GAS CIL.BSPP				
6	1/4	A602761/060	1/4	33	28	38	14
6	1/4	A602761/061	3/8	33	28	41	17
10	3/8	A602761/100	3/8	33	36	45	17
10	3/8	A602761/101	1/2	33	36	49	22
12	1/2	A602761/120	1/2	37	42	53	22
12	1/2	A602761/121	5/8	37	42	53	24
16	5/8	A602761/160	5/8	42	50	64	24
16	5/8	A602761/161	3/4	42	50	65	27
20	3/4	A602761/200	3/4	42	55	64	27
20	3/4	A602761/202	1"	42	55	69	36
25	1"	A602761/250	1"	46	63	75	36
32	1"1/4	A602761/320	1"1/4	60	90	92	46
40	1"1/2	A602761/400	1"1/2	60	104	101	50

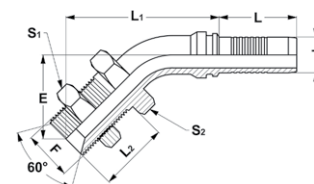
T		RIFERIMENTO REFERENCE	F	L	L1	L2	S1	S2
MM.	IN.		GAS CIL.BSPP					
6	1/4	A602563/060	1/4	33	42	28	19	19
6	1/4	A602563/061	3/8	33	47	32	24	24
10	3/8	A602563/100	3/8	33	47	32	24	24
10	3/8	A602563/101	1/2	33	52	35	30	30
12	1/2	A602563/120	1/2	37	51	35	30	30
12	1/2	A602563/121	5/8	37	54	35	32	32
16	5/8	A602563/160	5/8	42	54	35	32	32
16	5/8	A602563/161	3/4	42	57	38	36	36
20	3/4	A602563/200	3/4	42	57	38	36	36
20	3/4	A602563/202	1"	42	63	41	41	41
25	1"	A602563/250	1"	46	63	41	41	41
32	1"1/4	A602563/320	1"1/4	60	70	44	50	50
40	1"1/2	A602563/400	1"1/2	60	78	48	60	60



T		RIFERIMENTO REFERENCE	F GAS CIL.BSPP	L	L <sub>1</sub>	L <sub>2</sub>	E	S <sub>1</sub>	S <sub>2</sub>
MM.	IN.								
6	1/4	A602617/060	1/4	33	51	28	31	19	19
6	1/4	A602617/061	3/8	33	55	32	35	24	22
10	3/8	A602617/100	3/8	33	62	32	36	24	24
10	3/8	A602617/101	1/2	33	65	35	39	30	27
12	1/2	A602617/120	1/2	37	69	35	40	30	30
12	1/2	A602617/121	5/8	37	69	35	40	32	30
16	5/8	A602617/160	5/8	42	74	35	42	32	32
16	5/8	A602617/161	3/4	42	78	38	46	36	32
20	3/4	A602617/200	3/4	42	82	38	45	36	36
20	3/4	A602617/202	1"	42	86	41	49	41	36
25	1"	A602617/250	1"	46	93	41	51	41	41
32	1"1/4	A602617/320	1"1/4	60	119	44	58	50	50
40	1"1/2	A602617/400	1"1/2	60	144	48	72	60	55

## A602617

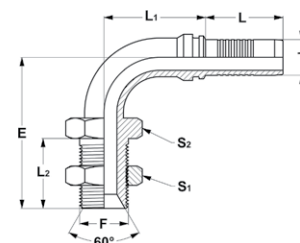
Passaparete maschio a 45° BSP  
cono 60°  
45° BSP bulkhead male cone 60°



T		RIFERIMENTO REFERENCE	F GAS CIL.BSPP	L	L <sub>1</sub>	L <sub>2</sub>	E	S <sub>1</sub>	S <sub>2</sub>
MM.	IN.								
6	1/4	A602662/060	1/4	33	28	28	52	19	19
6	1/4	A602662/061	3/8	33	28	32	57	24	22
10	3/8	A602662/100	3/8	33	36	32	62	24	24
10	3/8	A602662/101	1/2	33	36	35	66	30	27
12	1/2	A602662/120	1/2	37	42	35	70	30	30
12	1/2	A602662/121	5/8	37	42	35	70	32	30
16	5/8	A602662/160	5/8	42	50	35	76	32	32
16	5/8	A602662/161	3/4	42	50	38	82	36	32
20	3/4	A602662/200	3/4	42	55	38	81	36	36
20	3/4	A602662/202	1"	42	55	41	87	41	36
25	1"	A602662/250	1"	46	63	41	93	41	41
32	1"1/4	A602662/320	1"1/4	60	90	44	112	50	50
40	1"1/2	A602662/400	1"1/2	60	104	48	133	60	55

## A602662

Passaparete maschio a 90° BSP  
cono 60°  
90° BSP bulkhead male cone 60°

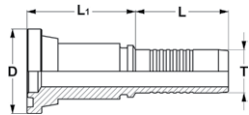


RACCORDI SERIE TL/4

HOSE FITTINGS TYPE TL/4

**A602299**

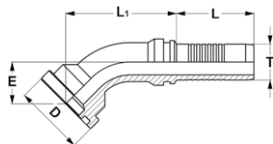
Flangia diritta SAE 3000 PSI  
Straight SAE flange 3000 PSI



T		RIFERIMENTO REFERENCE	DN	D	L	L1
MM.	IN.					
12	1/2	A602299/120	1/2	30.2	37	48
12	1/2	A602299/121	3/4	38.1	37	45
16	5/8	A602299/161	3/4	38.1	42	45
20	3/4	A602299/200	3/4	38.1	42	49
20	3/4	A602299/201	1"	44.5	42	50
25	1"	A602299/250	1"	44.5	46	50
25	1"	A602299/251	1"1/4	50.8	46	55
32	1"1/4	A602299/320	1"1/4	50.8	60	59
40	1"1/2	A602299/400	1"1/2	60.3	60	58

**A602310**

Flangia a 45° SAE 3000 PSI  
45° SAE flange 3000 PSI



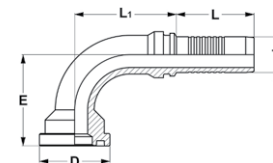
T		RIFERIMENTO REFERENCE	DN	D	L	L1	E
MM.	IN.						
12	1/2	A602310/120	1/2	30.2	37	54	24
12	1/2	A602310/121	3/4	38.1	37	54	21
16	5/8	A602310/161	3/4	38.1	42	55	22
20	3/4	A602310/200	3/4	38.1	42	62	25
20	3/4	A602310/201	1"	44.5	42	66	28
25	1"	A602310/250	1"	44.5	46	70	29
25	1"	A602310/251	1"1/4	50.8	46	71	29
32	1"1/4	A602310/320	1"1/4	50.8	60	105	34
40	1"1/2	A602310/400	1"1/2	60.3	60	114	41



T		RIFERIMENTO REFERENCE	DN	D	L	L <sub>1</sub>	E
MM.	IN.						
12	1/2	A602332/120	1/2	30.2	37	42	43
12	1/2	A602332/121	3/4	38.1	37	46	42
16	5/8	A602332/161	3/4	38.1	42	50	53
20	3/4	A602332/200	3/4	38.1	42	55	53
20	3/4	A602332/201	1"	44.5	42	55	58
25	1"	A602332/250	1"	44.5	46	63	62
25	1"	A602332/251	1" 1/4	50.8	46	63	62
32	1" 1/4	A602332/320	1" 1/4	50.8	60	90	78
40	1" 1/2	A602332/400	1" 1/2	60.3	60	104	91

## A602332

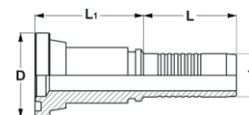
Flangia a 90° SAE 3000 PSI  
90° SAE flange 3000 PSI



T		RIFERIMENTO REFERENCE	DN	D	L	L <sub>1</sub>
MM.	IN.					
12	1/2	A602309/120	1/2	31.8	37	46
12	1/2	A602309/121	3/4	41.3	37	52
16	5/8	A602309/161	3/4	41.3	42	50
16	5/8	A602309/162	1"	47.6	42	58
20	3/4	A602309/200	3/4	41.3	42	50
20	3/4	A602309/201	1"	47.6	42	58
25	1"	A602309/250	1"	47.6	46	58
25	1"	A602309/251	1" 1/4	54	46	67
32	1" 1/4	A602309/320	1" 1/4	54	60	70

## A602309

Flangia diritta SAE 6000 PSI  
Straight SAE flange 6000 PSI

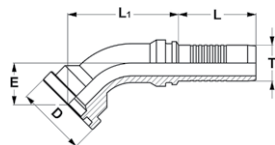


RACCORDI SERIE TL/4

HOSE FITTINGS TYPE TL/4

**A602321**

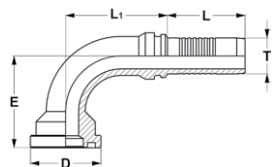
Flangia a 45° SAE 6000 PSI  
45° SAE flange 6000 PSI



T		RIFERIMENTO REFERENCE	DN	D	L	L <sub>1</sub>	E
MM.	IN.						
12	1/2	A602321/120	1/2	31.8	37	55	22
12	1/2	A602321/121	3/4	41.3	37	55	22
16	5/8	A602321/161	3/4	41.3	42	66	28
16	5/8	A602321/162	1"	47.6	42	82	34
20	3/4	A602321/200	3/4	41.3	42	66	28
20	3/4	A602321/201	1"	47.6	42	71	34
25	1"	A602321/250	1"	47.6	46	76	34
25	1"	A602321/251	1"1/4	54	46	79	37
32	1"1/4	A602321/320	1"1/4	54	60	100	39

**A602343**

Flangia a 90° SAE 6000 PSI  
90° SAE flange 6000 PSI



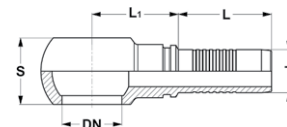
T		RIFERIMENTO REFERENCE	DN	D	L	L <sub>1</sub>	E
MM.	IN.						
12	1/2	A602343/120	1/2	31.8	37	42	44
12	1/2	A602343/121	3/4	41.3	37	46	47
16	5/8	A602343/161	3/4	41.3	42	50	58
16	5/8	A602343/162	1"	47.6	42	71	72
20	3/4	A602343/200	3/4	41.3	42	55	58
20	3/4	A602343/201	1"	47.6	42	55	66
25	1"	A602343/250	1"	47.6	46	63	70
25	1"	A602343/251	1"1/4	54	46	63	74
32	1"1/4	A602343/320	1"1/4	54	60	90	85



T		RIFERIMENTO REFERENCE	DN	L	L <sub>1</sub>	S
MM.	IN.		METRICO METRIC			
5	3/16	A602376/050	10X1	32	18	10
5	3/16	A602376/051	12X1,5	32	18	12
6	1/4	A602376/060	12X1,5	33	23	12
6	1/4	A602376/061	14X1,5	33	25	14
8	5/16	A602376/089	12X1,5	33	23	12
10	3/8	A602376/100	16X1,5	33	27	18
10	3/8	A602376/101	18X1,5	33	29	20
12	1/2	A602376/120	18X1,5	37	29	20
12	1/2	A602376/121	22X1,5	37	33	24
16	5/8	A602376/160	22X1,5	42	34	24
20	3/4	A602376/200	26X1,5	42	39	30
20	3/4	A602376/202	30X1,5	42	43	30
25	1"	A602376/250	30X1,5	46	40	31

## A602376

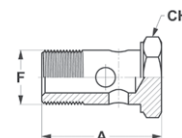
Raccordo ad occhio metrico  
Metric banjo



RIFERIMENTO REFERENCE	F	A	CH
A301119/08	M8x1	21	12
A301119/10	M10x1	24	14
A301119/12	M12x1,5	28	17
A301119/14	M14x1,5	32	19
A301119/16	M16x1,5	38	22
A301119/18	M18x1,5	44	24
A301119/20	M20x1,5	45	27
A301119/22	M22x1,5	46	27
A301119/24	M24x1,5	50	30
A301119/26	M26x1,5	56	32

## A301119

Vite forata Metrica  
Metric bolt

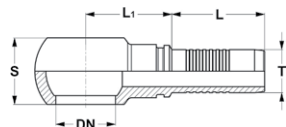


RACCORDI SERIE TL/4

HOSE FITTINGS TYPE TL/4

# A602354

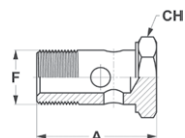
Raccordo ad occhio GAS  
BSP Banjo



T		RIFERIMENTO REFERENCE	DN	L	L1	S
MM.	IN.		GAS CIL.BSPP			
5	3/16	A602354/051	1/4	32	20	15
6	1/4	A602354/060	1/4	33	23	15
6	1/4	A602354/061	3/8	33	27	18
8	5/16	A602354/080	3/8	33	27	17
10	3/8	A602354/100	3/8	33	27	17
10	3/8	A602354/101	1/2	33	32	22
12	1/2	A602354/120	1/2	37	32	22
16	5/8	A602354/160	5/8	42	34	25
16	5/8	A602354/161	3/4	42	39	33
20	3/4	A602354/200	3/4	42	39	30
25	1"	A602354/250	1"	46	45	37

# A301108

Vite forata Gas  
BSP bolt



RIFERIMENTO REFERENCE	F	A	CH
A301108/10	G 1/8 A	24	14
A301108/13	G 1/4 A	32	19
A301108/17	G 3/8 A	38	22
A301108/21	G 1/2 A	46	27
A301108/23	G 5/8 A	50	30
A301108/26	G 3/4 A	56	32
A301108/33	G 1" A	70	41

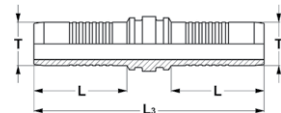




T		RIFERIMENTO REFERENCE	DN	L	L <sub>3</sub>
MM.	IN.				
6	1/4	A602006/060	06	33	84
8	5/16	A602006/080	08	33	84
10	3/8	A602006/100	10	33	85
12	1/2	A602006/120	12	37	94
16	5/8	A602006/160	16	42	105
20	3/4	A602006/200	20	42	105
25	1"	A602006/250	25	46	115
32	1"1/4	A602006/320	32	60	150

## A602006

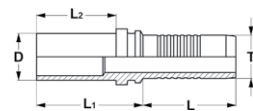
Raccordo giunzione  
Union fitting



T		RIFERIMENTO REFERENCE	D	L	L <sub>1</sub>	L <sub>2</sub>
MM.	IN.					
6	1/4	A602017/060	06	33	30	20
6	1/4	A602017/061	08	33	30	20
6	1/4	A602017/062	10	33	30	20
10	3/8	A602017/100	10	33	30	20
10	3/8	A602017/101	12	33	35	25
12	1/2	A602017/120	12	37	35	25
12	1/2	A602017/121	16	37	40	30
16	5/8	A602017/160	16	42	40	30
16	5/8	A602017/161	20	42	45	35
20	3/4	A602017/200	20	42	45	35
25	1"	A602017/250	28	46	52	40
32	1"1/4	A602017/320	35	60	60	45

## A602017

Estremità tubolare metrica  
Metric standpipe

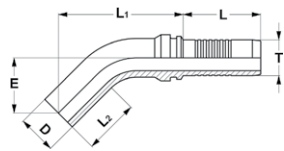


RACCORDI SERIE TL/4

HOSE FITTINGS TYPE TL/4

# A602028

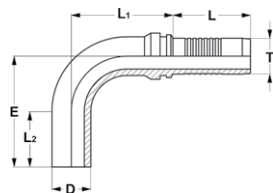
Estremità tubolare metrica a 45°  
45° Metric standpipe



T		RIFERIMENTO REFERENCE	D	L	L <sub>1</sub>	L <sub>2</sub>	E
MM.	IN.						
6	1/4	A602028/060	06	33	39	20	17
6	1/4	A602028/061	08	33	38	20	18
6	1/4	A602028/062	10	33	47	20	19
10	3/8	A602028/100	10	33	47	20	19
10	3/8	A602028/101	12	33	50	25	23
12	1/2	A602028/120	12	37	54	25	23
12	1/2	A602028/121	16	37	61	30	28
16	5/8	A602028/160	16	42	62	30	30
16	5/8	A602028/161	20	42	66	35	34
20	3/4	A602028/200	20	42	71	35	34
25	1"	A602028/250	28	46	82	40	40
32	1"1/4	A602028/320	35	60	107	45	46

# A602039

Estremità tubolare metrica a 90°  
90° Metric standpipe



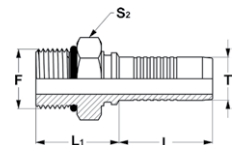
T		RIFERIMENTO REFERENCE	D	L	L <sub>1</sub>	L <sub>2</sub>	E
MM.	IN.						
6	1/4	A602039/060	06	33	28	20	30
6	1/4	A602039/061	08	33	31	20	37
6	1/4	A602039/062	10	33	38	20	38
10	3/8	A602039/100	10	33	36	20	38
10	3/8	A602039/101	12	33	36	25	43
12	1/2	A602039/120	12	37	42	25	43
12	1/2	A602039/121	16	37	42	30	52
16	5/8	A602039/160	16	42	50	30	60
16	5/8	A602039/161	20	42	50	35	65
20	3/4	A602039/200	20	42	55	35	65
25	1"	A602039/250	28	46	63	40	76
32	1"1/4	A602039/320	35	60	90	45	95



T		RIFERIMENTO REFERENCE	F	L	L <sub>1</sub>	S <sub>2</sub>
MM.	IN.		UNF-UN			
6	1/4	A602050/060	7/16-20	33	25	14
6	1/4	A602050/061	1/2-20	33	25	17
6	1/4	A602050/062	9/16-18	33	27	19
8	5/16	A602050/081	9/16-18	33	27	19
10	3/8	A602050/100	9/16-18	33	27	19
10	3/8	A602050/101	3/4-16	33	31	22
12	1/2	A602050/120	3/4-16	37	31	22
12	1/2	A602050/121	7/8-14	37	35	27
16	5/8	A602050/160	7/8-14	42	35	27
16	5/8	A602050/161	1" 1/16-12	42	38	32
20	3/4	A602050/200	1" 1/16-12	42	38	32
20	3/4	A602050/202	1" 5/16-12	42	38	38
25	1"	A602050/250	1" 5/16-12	46	39	38

### A602050

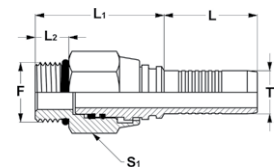
Maschio SAE con o-ring  
Sae o-ring male



T		RIFERIMENTO REFERENCE	F	L	L <sub>1</sub>	L <sub>2</sub>	S <sub>1</sub>
MM.	IN.		UNF-UN				
6	1/4	A602061/060	7/16-20	33	40	9	17
6	1/4	A602061/062	9/16-18	33	41	10	22
10	3/8	A602061/100	9/16-18	33	43	10	22
10	3/8	A602061/101	3/4-16	33	44	11	22
12	1/2	A602061/120	3/4-16	37	45	11	22
12	1/2	A602061/121	7/8-14	37	47	13	27
12	1/2	A602061/122	1" 1/16-12	37	50	15	32
16	5/8	A602061/160	7/8-14	42	47	13	27
20	3/4	A602061/200	1" 1/16-12	42	50	15	32

### A602061

Maschio SAE girevole con o-ring  
SAE swivel male o-ring boss

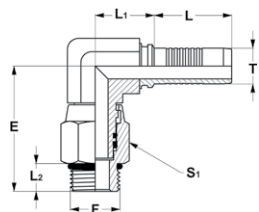


RACCORDI SERIE TL/4

HOSE FITTINGS TYPE TL/4

## A602072

Maschio SAE girevole a 90°  
con o-ring  
*90° SAE swivel male o-ring boss*



T		RIFERIMENTO REFERENCE	F	L	L <sub>1</sub>	E	L <sub>2</sub>	S <sub>1</sub>
MM.	IN.		UNF-UN					
10	3/8	A602072/100	9/16-18	33	20	45	10	22
10	3/8	A602072/101	3/4-16	33	20	50	11	22
12	1/2	A602072/120	3/4-16	37	25	50	11	22
12	1/2	A602072/121	7/8-14	37	25	55	13	27
16	5/8	A602072/160	7/8-14	42	30	60	13	27
20	3/4	A602072/200	1" 1/16-12	42	30	65	15	32

## A613005

Boccola per tubo 4SP  
*Ferrule for hose 4SP*

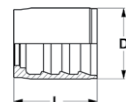


T		RIFERIMENTO REFERENCE	DN	D	L
MM.	IN.				
6	1/4	A613005/06	1/4	23	39
10	3/8	A613005/10	3/8	27	39
12	1/2	A613005/12	1/2	30	45
16	5/8	A613005/16	5/8	35	45
20	3/4	A613005/20	3/4	38	45
25	1"	A613005/25	1"	46	50
32	1" 1/4	A613005/32	1" 1/4	58	64
40	1" 1/2	A613005/40	1" 1/2	67	64

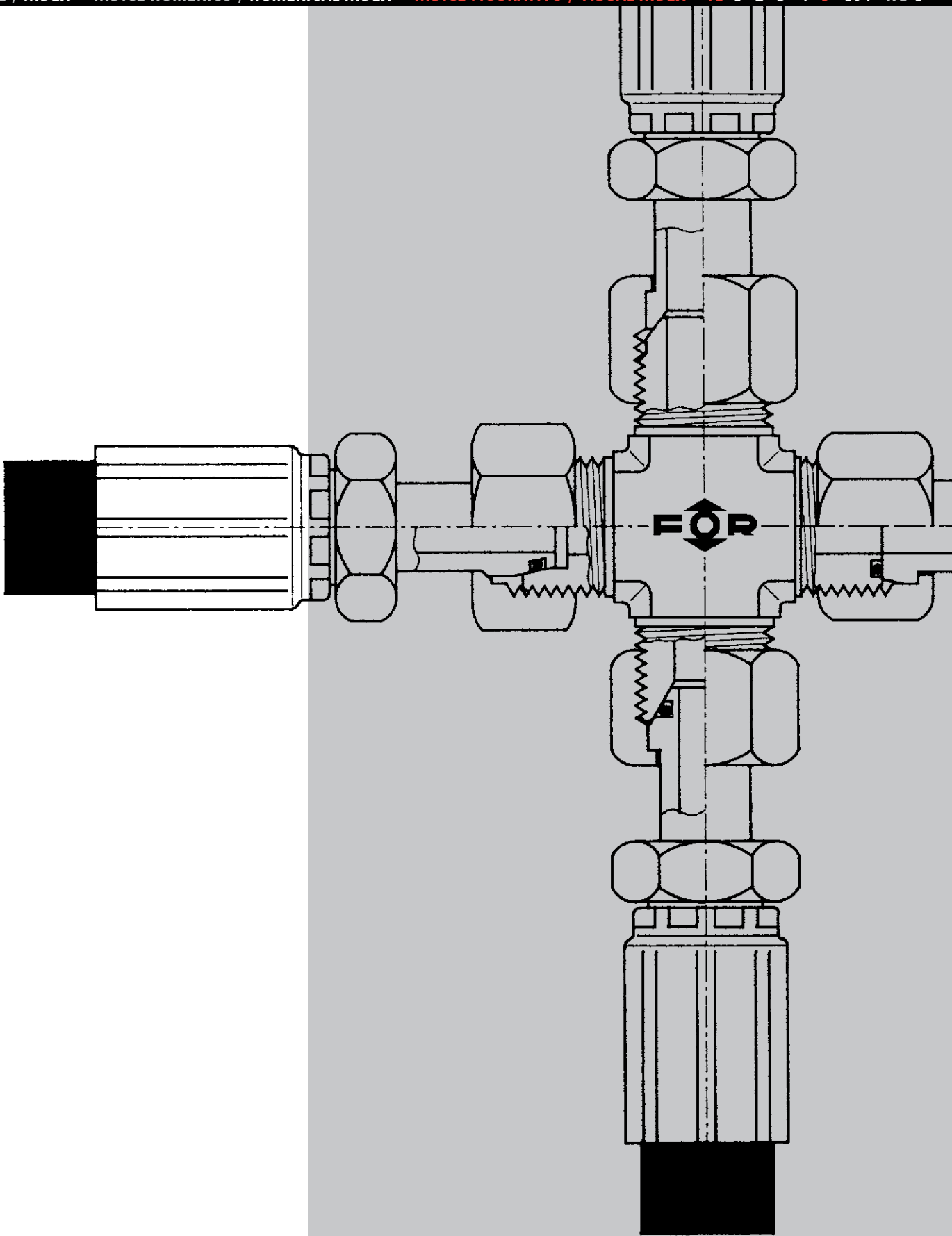


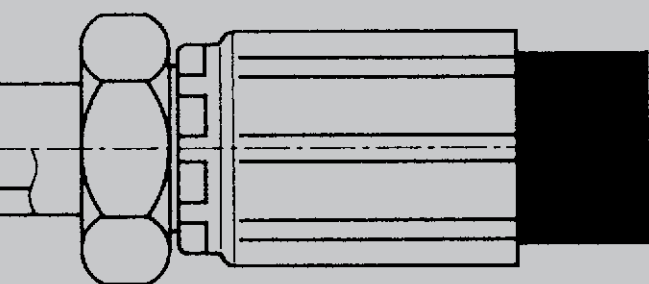
# A613016

Boccola per tubo R12  
 Ferrule for hose R12



T		RIFERIMENTO REFERENCE	DN	D	L
MM.	IN.				
6	1/4	A613016/06	1/4	23	39
10	3/8	A613016/10	3/8	27	39
12	1/2	A613016/12	1/2	30	45
16	5/8	A613016/16	5/8	35	45
20	3/4	A613016/20	3/4	38	45
25	1"	A613016/25	1"	46	50
32	1"1/4	A613016/32	1"1/4	58	64
40	1"1/2	A613016/40	1"1/2	67	64





5° PARTE / PART 5

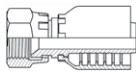
RACCORDI SERIE TL/5  
HOSE FITTINGS TYPE TL/5

## INDICE FIGURATIVO SERIE TL/5

## VISUAL INDEX TL/5 SERIES

**181 A622782**

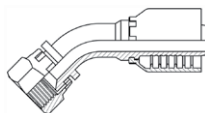
Femmina girevole JIC cono 37°  
*JIC female swivel cone 37°*

**181 A622836**

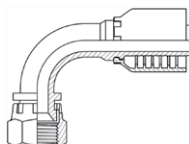
Femmina girevole JIC cono 37°  
 con controdado di fermo  
*JIC female swivel cone 37°  
 with counternut*

**182 A652529**

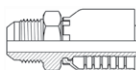
Femmina girevole a 45° JIC cono 37°  
*45° JIC female swivel cone 37°*

**182 A672520**

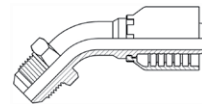
Femmina girevole a 90° JIC cono 37°  
*90° JIC female swivel cone 37°*

**183 A622870**

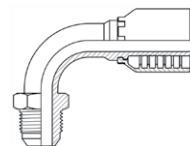
Maschio JIC cono 37°  
*JIC male cone 37°*

**183 A652574**

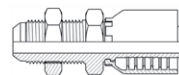
Maschio a 45° JIC cono 37°  
*45° JIC male cone 37°*

**184 A672575**

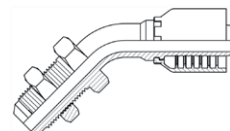
Maschio a 90° JIC cono 37°  
*90° JIC male cone 37°*

**184 A632051**

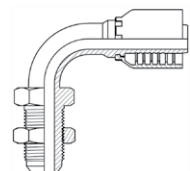
Passaparete maschio JIC cono 37°  
*JIC bulkhead male cone 37°*

**185 A662054**

Passaparete maschio a 45° JIC  
 cono 37°  
*45° JIC bulkhead male cone 37°*

**185 A682052**

Passaparete maschio a 90° JIC  
 cono 37°  
*90° JIC bulkhead male cone 37°*



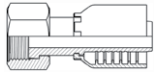




INDICE FIGURATIVO SERIE TL/5  
VISUAL INDEX TL/5 SERIES

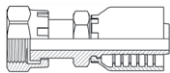
**186 A622793**

Femmina girevole ORFS  
*ORFS female swivel*



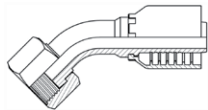
**186 A622627**

Femmina girevole ORFS con  
controdado di fermo  
*ORFS female swivel with counternut*



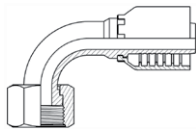
**187 A652530**

Femmina girevole a 45° ORFS  
*45° ORFS female swivel*



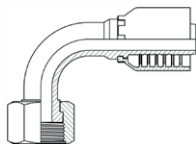
**187 A672531**

Femmina girevole a 90° ORFS corta  
*90° ORFS female swivel short drop*



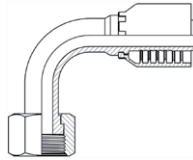
**188 A672674**

Femmina girevole a 90° ORFS media  
*90° ORFS female swivel medium drop*



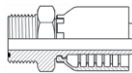
**188 A672718**

Femmina girevole a 90° ORFS lunga  
*90° ORFS female swivel long drop*



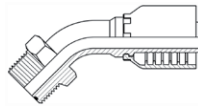
**189 A622881**

Maschio ORFS  
*ORFS male*



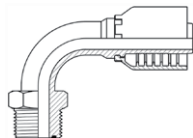
**189 A652585**

Maschio a 45° ORFS  
*45° ORFS male*



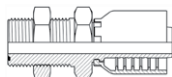
**190 A672586**

Maschio a 90° ORFS  
*90° ORFS male*



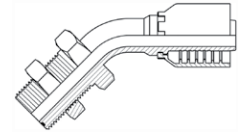
**190 A632062**

Passaparete maschio ORFS  
*ORFS bulkhead male*



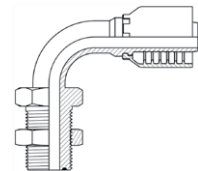
**191 A662065**

Passaparete maschio a 45° ORFS  
*45° ORFS bulkhead male*



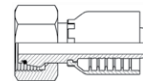
**191 A682063**

Passaparete maschio a 90° ORFS  
*90° ORFS bulkhead male*



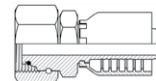
**192 A622803**

Femmina metrica DKO girevole  
DIN serie L  
*Swivel DKO female DIN L series*



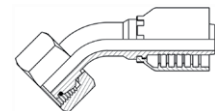
**192 A622847**

Femmina metrica DKO girevole  
DIN serie L con controdado di fermo  
*Swivel DKO female DIN L series with counternut*



**193 A652541**

Femmina metrica DKO girevole a 45°  
DIN serie L  
*45° swivel DKO female DIN L series*

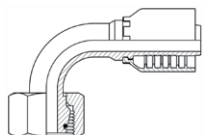


INDICE FIGURATIVO SERIE TL/5

VISUAL INDEX TL/5 SERIES

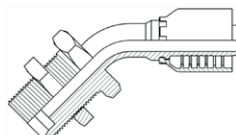
**193 A672542**

Femmina metrica DKO girevole a 90°  
DIN serie L  
*90° swivel DKO female DIN L series*



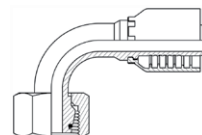
**196 A662076**

Passaparete maschio a 45°  
DIN serie L  
*45° Bulkhead male DIN L series*



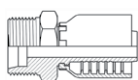
**198 A672553**

Femmina metrica DKO girevole a 90°  
DIN serie S  
*90° swivel DKO female DIN S series*



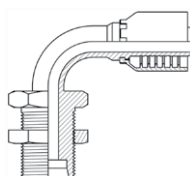
**194 A622892**

Maschio DIN serie L  
*Male DIN L series*



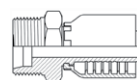
**196 A682074**

Passaparete maschio a 90°  
DIN serie L  
*90° Bulkhead male DIN L series*



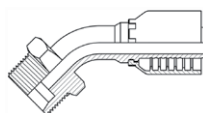
**199 A622902**

Maschio DIN serie S  
*Male DIN S series*



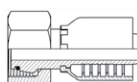
**194 A652596**

Maschio a 45° DIN serie L  
*45° Metric male DIN L series*



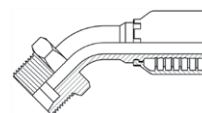
**197 A622814**

Femmina metrica DKO girevole  
DIN serie S  
*Swivel DKO female DIN S series*



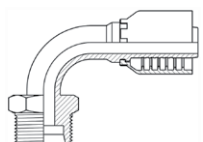
**199 A652606**

Maschio a 45° DIN serie S  
*45° Metric male DIN S series*



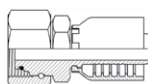
**195 A672597**

Maschio a 90° DIN serie L  
*90° male DIN L series*



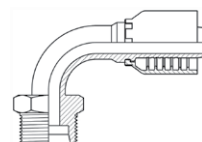
**197 A622858**

Femmina metrica DKO girevole DIN  
serie S con controdado di fermo  
*Swivel DKO female DIN S series with  
counternut*



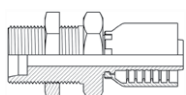
**200 A672607**

Maschio a 90° DIN serie S  
*90° male DIN S series*



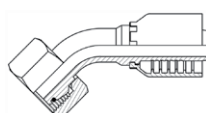
**195 A632073**

Passaparete maschio DIN serie L  
*Bulkhead male DIN L series*



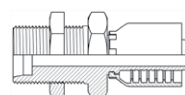
**198 A652552**

Femmina metrica DKO girevole a 45°  
DIN serie S  
*45° swivel DKO female DIN S series*



**200 A632084**

Passaparete maschio DIN serie S  
*Bulkhead male DIN S series*

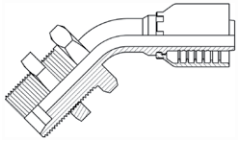




# INDICE FIGURATIVO SERIE TL/5 VISUAL INDEX TL/5 SERIES

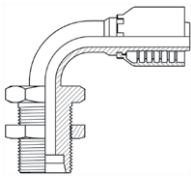
## 201 A662087

Passaparete maschio a 45°  
DIN serie S  
*45° Bulkhead male DIN S series*



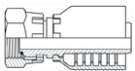
## 201 A682085

Passaparete maschio a 90° DIN serie S  
*90° Bulkhead male DIN S series*



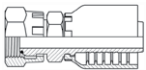
## 202 A622825

Femmina girevole BSP cono 60°  
*BSP female swivel cone 60°*



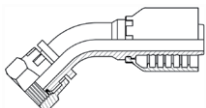
## 202 A622869

Femmina girevole BSP cono 60°  
con controdado di fermo  
*BSP female swivel cone 60°  
with counternut*



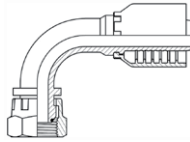
## 203 A652563

Femmina girevole a 45° BSP  
cono 60°  
*45° BSP female swivel cone 60°*



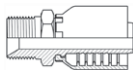
## 203 A672564

Femmina girevole a 90° BSP cono 60°  
*90° BSP female swivel cone 60°*



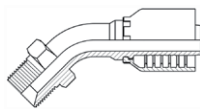
## 204 A622913

Maschio BSP cono 60°  
*BSP male cone 60°*



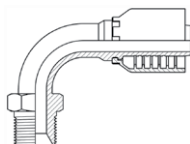
## 204 A652617

Maschio a 45° BSP cono 60°  
*45° BSP male cone 60°*



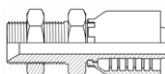
## 205 A672618

Maschio a 90° BSP cono 60°  
*90° BSP male cone 60°*



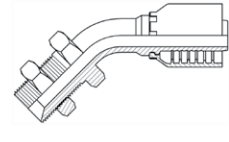
## 205 A632095

Passaparete maschio BSP cono 60°  
*BSP bulkhead male cone 60°*



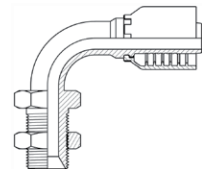
## 206 A662098

Passaparete maschio a 45° BSP  
cono 60°  
*45° BSP bulkhead male cone 60°*



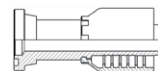
## 206 A682096

Passaparete maschio a 90°  
BSP cono 60°  
*90° BSP bulkhead male cone 60°*



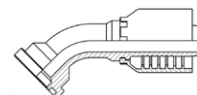
## 207 A622924

Flangia diritta SAE 3000 PSI  
*Straight SAE flange 3000 PSI*



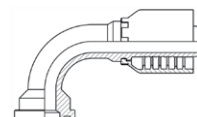
## 207 A652628

Flangia a 45° SAE 3000 PSI  
*45° SAE flange 3000 PSI*



## 208 A672629

Flangia a 90° SAE 3000 PSI  
*90° SAE flange 3000 PSI*

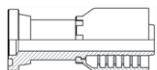


# INDICE FIGURATIVO SERIE TL/5

## VISUAL INDEX TL/5 SERIES

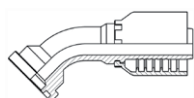
### 208 A622935

Flangia diritta SAE 6000 PSI  
Straight SAE flange 6000 PSI



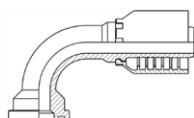
### 209 A652639

Flangia a 45° SAE 6000 PSI  
45° SAE flange 6000 PSI



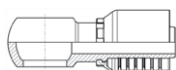
### 209 A672630

Flangia a 90° SAE 6000 PSI  
90° SAE flange 6000 PSI



### 210 A622049

Raccordo ad occhio metrico  
Metric banjo



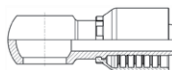
### 210 A301119

Vite forata Metrica  
Metric bolt



### 211 A622005

Raccordo ad occhio GAS  
BSP banjo



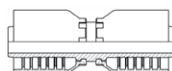
### 211 A301108

Vite forata Gas  
BSP bolt



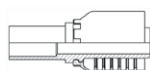
### 212 A622496

Raccordo giunzione  
Union fitting



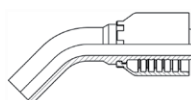
### 212 A622573

Estremità tubolare metrica  
Metric standpipe



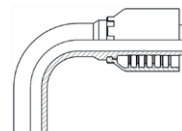
### 213 A652091

Estremità tubolare metrica a 45°  
45° Metric standpipe



### 213 A672092

Estremità tubolare metrica a 90°  
90° Metric standpipe



### 214 A622946

Maschio SAE con o-ring  
SAE o-ring male



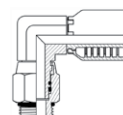
### 214 A622093

Maschio SAE girevole con o-ring  
SAE swivel male o-ring boss

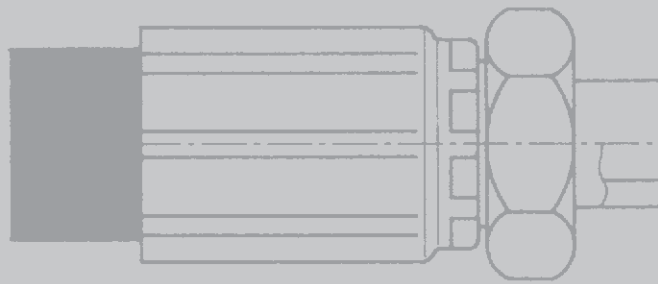


### 215 A672333

Maschio SAE girevole a 90°  
con o-ring  
90° SAE swivel male o-ring boss





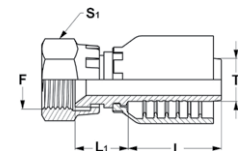




T		RIFERIMENTO REFERENCE	F	L	L <sub>1</sub>	S <sub>1</sub>
MM.	IN.		UNF-UN			
6	1/4	A622782/060	7/16-20	22	18	14
6	1/4	A622782/061	1/2-20	22	17	16
6	1/4	A622782/062	9/16-18	22	19	17
8	5/16	A622782/081	9/16-18	22	22	17
10	3/8	A622782/100	9/16-18	24	22	17
10	3/8	A622782/101	3/4-16	24	19	22
12	1/2	A622782/120	3/4-16	29	21	22
12	1/2	A622782/121	7/8-14	29	21	27
16	5/8	A622782/160	7/8-14	42	24	27
16	5/8	A622782/161	1" 1/16-12	42	23	32
20	3/4	A622782/200	1" 1/16-12	42	24	32
20	3/4	A622782/202	1" 5/16-12	42	25	38
25	1"	A622782/250	1" 5/16-12	46	26	38
25	1"	A622782/251	1" 5/8-12	46	28	50

## A622782

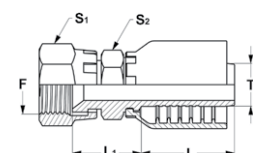
Femmina girevole JIC con 37°  
JIC female swivel cone 37°



T		RIFERIMENTO REFERENCE	F	L	L <sub>1</sub>	S <sub>1</sub>	S <sub>2</sub>
MM.	IN.		UNF-UN				
6	1/4	A622836/060	7/16-20	22	22	14	14
6	1/4	A622836/061	1/2-20	22	23	16	14
6	1/4	A622836/062	9/16-18	22	24	17	14
8	5/16	A622836/081	9/16-18	22	27	17	14
10	3/8	A622836/100	9/16-18	24	25	17	14
10	3/8	A622836/101	3/4-16	24	26	22	19
12	1/2	A622836/120	3/4-16	29	27	22	19
12	1/2	A622836/121	7/8-14	29	28	27	22
16	5/8	A622836/160	7/8-14	42	28	27	22
16	5/8	A622836/161	1" 1/16-12	42	30	32	27
20	3/4	A622836/200	1" 1/16-12	42	31	32	27
20	3/4	A622836/202	1" 5/16-12	42	33	38	32
25	1"	A622836/250	1" 5/16-12	46	34	38	32
25	1"	A622836/251	1" 5/8-12	46	37	50	41

## A622836

Femmina girevole JIC con 37° con  
controdado di fermo  
JIC female swivel cone 37° with  
counternut

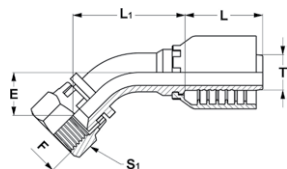


RACCORDI SERIE TL/5

HOSE FITTINGS TYPE TL/5

# A652529

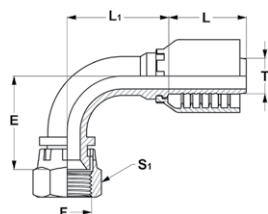
Femmina girevole a 45° JIC  
cono 37°  
45° JIC female swivel cone 37°



T		RIFERIMENTO REFERENCE	F	L	L1	E	S1
MM.	IN.		UNF-UN				
6	1/4	A652529/060	7/16-20	22	34	14	14
6	1/4	A652529/061	1/2-20	22	36	14	16
6	1/4	A652529/062	9/16-18	22	36	15	17
8	5/16	A652529/081	9/16-18	22	44	21	17
10	3/8	A652529/100	9/16-18	24	42	17	17
10	3/8	A652529/101	3/4-16	24	41	15	22
12	1/2	A652529/120	3/4-16	29	48	19	22
12	1/2	A652529/121	7/8-14	29	53	20	27
16	5/8	A652529/160	7/8-14	42	60	22	27
16	5/8	A652529/161	1" 1/16-12	42	64	24	32
20	3/4	A652529/200	1" 1/16-12	42	61	23	32
20	3/4	A652529/202	1" 5/16-12	42	75	28	38
25	1"	A652529/250	1" 5/16-12	46	69	28	38
25	1"	A652529/251	1" 5/8-12	46	83	32	50

# A672520

Femmina girevole a 90° JIC  
cono 37°  
90° JIC female swivel cone 37°



T		RIFERIMENTO REFERENCE	F	L	L1	E	S1
MM.	IN.		UNF-UN				
6	1/4	A672520/060	7/16-20	22	28	27	14
6	1/4	A672520/061	1/2-20	22	33	28	16
6	1/4	A672520/062	9/16-18	22	29	29	17
8	5/16	A672520/081	9/16-18	22	34	35	17
10	3/8	A672520/100	9/16-18	24	36	35	17
10	3/8	A672520/101	3/4-16	24	38	32	22
12	1/2	A672520/120	3/4-16	29	42	40	22
12	1/2	A672520/121	7/8-14	29	46	41	27
16	5/8	A672520/160	7/8-14	42	50	50	27
16	5/8	A672520/161	1" 1/16-12	42	50	47	32
20	3/4	A672520/200	1" 1/16-12	42	55	51	32
20	3/4	A672520/202	1" 5/16-12	42	71	63	38
25	1"	A672520/250	1" 5/16-12	46	63	60	38
25	1"	A672520/251	1" 5/8-12	46	63	57	50

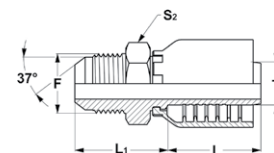




T		RIFERIMENTO REFERENCE	F	L	L <sub>1</sub>	S <sub>2</sub>
MM.	IN.		UNF-UN			
6	1/4	A622870/060	7/16-20	22	29	12
6	1/4	A622870/061	1/2-20	22	29	14
6	1/4	A622870/062	9/16-18	22	30	17
8	5/16	A622870/081	9/16-18	22	30	17
10	3/8	A622870/100	9/16-18	24	30	17
10	3/8	A622870/101	3/4-16	24	34	22
12	1/2	A622870/120	3/4-16	29	34	22
12	1/2	A622870/121	7/8-14	29	39	24
16	5/8	A622870/160	7/8-14	42	39	24
16	5/8	A622870/161	1" 1/16-12	42	42	30
20	3/4	A622870/200	1" 1/16-12	42	42	30
20	3/4	A622870/202	1" 5/16-12	42	43	36
25	1"	A622870/250	1" 5/16-12	46	44	36
25	1"	A622870/251	1" 5/8-12	46	47	46

## A622870

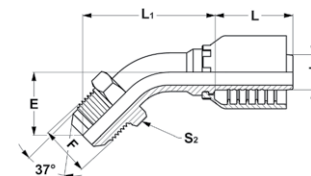
Maschio JIC con 37°  
JIC male cone 37°



T		RIFERIMENTO REFERENCE	F	L	L <sub>1</sub>	E	S <sub>2</sub>
MM.	IN.		UNF-UN				
6	1/4	A652574/060	7/16-20	22	41	21	12
6	1/4	A652574/061	1/2-20	22	42	22	14
6	1/4	A652574/062	9/16-18	22	42	22	17
8	5/16	A652574/081	9/16-18	22	45	23	17
10	3/8	A652574/100	9/16-18	24	49	24	17
10	3/8	A652574/101	3/4-16	24	52	26	22
12	1/2	A652574/120	3/4-16	29	57	28	22
12	1/2	A652574/121	7/8-14	29	61	32	24
16	5/8	A652574/160	7/8-14	42	70	32	24
16	5/8	A652574/161	1" 1/16-12	42	69	36	30
20	3/4	A652574/200	1" 1/16-12	42	74	36	30
20	3/4	A652574/202	1" 5/16-12	42	75	37	36
25	1"	A652574/250	1" 5/16-12	46	93	41	36
25	1"	A652574/251	1" 5/8-12	46	96	44	42

## A652574

Maschio a 45° JIC con 37°  
45° JIC male cone 37°

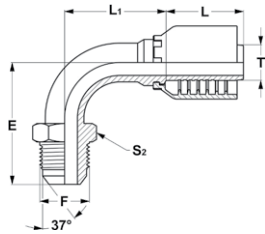


RACCORDI SERIE TL/5

HOSE FITTINGS TYPE TL/5

# A672575

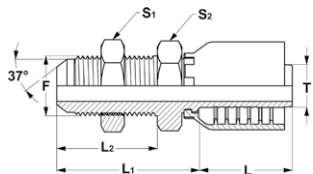
Maschio a 90° JIC cono 37°  
90° JIC male cone 37°



T	RIFERIMENTO REFERENCE		F	L	L1	E	S2
MM.	IN.		UNF-UN				
6	1/4	A672575/060	7/16-20	22	28	39	12
6	1/4	A672575/061	1/2-20	22	28	39	14
6	1/4	A672575/062	9/16-18	22	28	40	17
8	5/16	A672575/081	9/16-18	22	34	44	17
10	3/8	A672575/100	9/16-18	24	36	44	17
10	3/8	A672575/101	3/4-16	24	36	48	22
12	1/2	A672575/120	3/4-16	29	42	52	22
12	1/2	A672575/121	7/8-14	29	42	57	24
16	5/8	A672575/160	7/8-14	42	50	65	24
16	5/8	A672575/161	1" 1/16-12	42	50	68	30
20	3/4	A672575/200	1" 1/16-12	42	55	68	30
20	3/4	A672575/202	1" 5/16-12	42	55	69	36
25	1"	A672575/250	1" 5/16-12	46	63	78	36
25	1"	A672575/251	1" 5/8-12	46	63	80	42

# A632051

Passaparete maschio JIC cono 37°  
JIC bulkhead male cone 37°



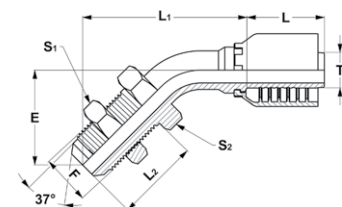
T	RIFERIMENTO REFERENCE		F	L	L1	L2	S1	S2
MM.	IN.		UNF-UN					
6	1/4	A632051/060	7/16-20	22	45	32	17	18
6	1/4	A632051/061	1/2-20	22	47	32	19	19
6	1/4	A632051/062	9/16-18	22	48	34	21	21
8	5/16	A632051/081	9/16-18	22	49	34	21	21
10	3/8	A632051/100	9/16-18	24	49	34	21	21
10	3/8	A632051/101	3/4-16	24	52	38	27	27
12	1/2	A632051/120	3/4-16	29	52	38	27	27
12	1/2	A632051/121	7/8-14	29	57	41	30	30
16	5/8	A632051/160	7/8-14	42	58	41	30	30
16	5/8	A632051/161	1" 1/16-12	42	58	45	35	35
20	3/4	A632051/200	1" 1/16-12	42	64	45	35	35
20	3/4	A632051/202	1" 5/16-12	42	65	45	41	41
25	1"	A632051/250	1" 5/16-12	46	66	45	41	41
25	1"	A632051/251	1" 5/8-12	46	68	47	46	46



T		RIFERIMENTO REFERENCE	F	L	L <sub>1</sub>	L <sub>2</sub>	E	S <sub>1</sub>	S <sub>2</sub>
MM.	IN.		UNF-UN						
6	1/4	A662054/060	7/16-20	22	54	32	34	17	18
6	1/4	A662054/061	1/2-20	22	54	32	34	19	19
6	1/4	A662054/062	9/16-18	22	53	34	33	21	21
8	5/16	A662054/081	9/16-18	22	62	34	39	21	21
10	3/8	A662054/100	9/16-18	24	64	34	39	21	21
10	3/8	A662054/101	3/4-16	24	65	38	40	24	27
12	1/2	A662054/120	3/4-16	29	70	38	41	27	27
12	1/2	A662054/121	7/8-14	29	73	41	44	30	30
16	5/8	A662054/160	7/8-14	42	79	41	46	30	30
16	5/8	A662054/161	1" 1/16-12	42	84	45	51	35	35
20	3/4	A662054/200	1" 1/16-12	42	89	45	51	35	35
20	3/4	A662054/202	1" 5/16-12	42	89	45	51	41	41
25	1"	A662054/250	1" 5/16-12	46	97	45	55	41	41
25	1"	A662054/251	1" 5/8-12	46	98	47	57	46	46

## A662054

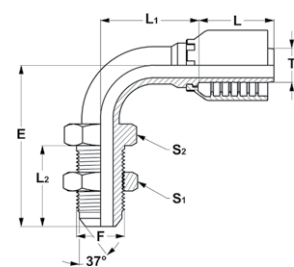
Passaparete maschio a 45° JIC  
cono 37°  
45° JIC bulkhead male cone 37°



T		RIFERIMENTO REFERENCE	F	L	L <sub>1</sub>	L <sub>2</sub>	E	S <sub>1</sub>	S <sub>2</sub>
MM.	IN.		UNF-UN						
6	1/4	A682052/060	7/16-20	22	28	32	56	17	18
6	1/4	A682052/061	1/2-20	22	28	32	56	19	19
6	1/4	A682052/062	9/16-18	22	28	34	55	21	21
8	5/16	A682052/081	9/16-18	22	34	34	65	21	21
10	3/8	A682052/100	9/16-18	24	36	34	65	21	21
10	3/8	A682052/101	3/4-16	24	36	38	67	24	27
12	1/2	A682052/120	3/4-16	29	42	38	71	27	27
12	1/2	A682052/121	7/8-14	29	42	41	75	30	30
16	5/8	A682052/160	7/8-14	42	50	41	83	30	30
16	5/8	A682052/161	1" 1/16-12	42	50	45	90	35	35
20	3/4	A682052/200	1" 1/16-12	42	55	45	90	35	35
20	3/4	A682052/202	1" 5/16-12	42	55	45	90	41	41
25	1"	A682052/250	1" 5/16-12	46	63	45	99	41	41
25	1"	A682052/251	1" 5/8-12	46	63	47	101	46	46

## A682052

Passaparete maschio a 90° JIC  
cono 37°  
90° JIC bulkhead male cone 37°

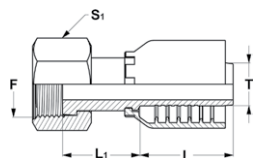


RACCORDI SERIE TL/5

HOSE FITTINGS TYPE TL/5

# A622793

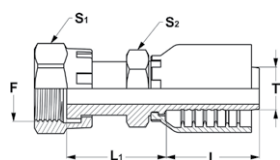
Femmina girevole ORFS  
ORFS female swivel



T		RIFERIMENTO REFERENCE	F	L	L1	S1
MM.	IN.		UNF-UN			
6	1/4	A622793/060	9/16-18	22	24	19
6	1/4	A622793/061	11/16-16	22	25	22
6	1/4	A622793/062	13/16-16	22	30	24
10	3/8	A622793/100	11/16-16	24	25	22
10	3/8	A622793/101	13/16-16	24	29	24
10	3/8	A622793/102	1"-14	24	32	30
12	1/2	A622793/120	13/16-16	29	30	24
12	1/2	A622793/121	1"-14	29	32	30
16	5/8	A622793/160	1"-14	42	32	30
16	5/8	A622793/161	1"3/16-12	42	35	36
20	3/4	A622793/200	1"3/16-12	42	35	36
20	3/4	A622793/201	1"7/16-12	42	37	41
25	1"	A622793/250	1"7/16-12	46	36	41
25	1"	A622793/251	1"11/16-12	46	37	50

# A622627

Femmina girevole ORFS con  
controdado di fermo  
ORFS female swivel with  
counternut



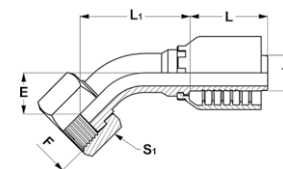
T		RIFERIMENTO REFERENCE	F	L	L1	S1	S2
MM.	IN.		UNF-UN				
6	1/4	A622627/060	9/16-18	22	30	19	14
6	1/4	A622627/061	11/16-16	22	34	22	17
6	1/4	A622627/062	13/16-16	22	37	24	19
10	3/8	A622627/100	11/16-16	24	35	22	17
10	3/8	A622627/101	13/16-16	24	37	24	19
10	3/8	A622627/102	1"-14	24	41	30	24
12	1/2	A622627/120	13/16-16	29	38	24	19
12	1/2	A622627/121	1"-14	29	40	30	24
16	5/8	A622627/160	1"-14	42	40	30	24
16	5/8	A622627/161	1"3/16-12	42	45	36	30
20	3/4	A622627/200	1"3/16-12	42	45	36	30
20	3/4	A622627/201	1"7/16-12	42	48	41	36
25	1"	A622627/250	1"7/16-12	46	48	41	36
25	1"	A622627/251	1"11/16-12	46	49	50	41



T		RIFERIMENTO REFERENCE	F UNF-UN	L	L <sub>1</sub>	E	S <sub>1</sub>
MM.	IN.						
6	1/4	A652530/060	9/16-18	22	31	11	19
6	1/4	A652530/061	11/16-16	22	32	12	22
6	1/4	A652530/062	13/16-16	22	37	16	24
10	3/8	A652530/100	11/16-16	24	42	16	22
10	3/8	A652530/101	13/16-16	24	45	19	24
10	3/8	A652530/102	1"-14	24	45	19	30
12	1/2	A652530/120	13/16-16	29	47	17	24
12	1/2	A652530/121	1"-14	29	49	20	30
16	5/8	A652530/160	1"-14	42	58	21	30
16	5/8	A652530/161	1" 3/16-12	42	62	24	36
20	3/4	A652530/200	1" 3/16-12	42	60	22	36
20	3/4	A652530/201	1" 7/16-12	42	61	23	41
25	1"	A652530/250	1" 7/16-12	46	71	29	41
25	1"	A652530/251	1" 11/16-12	46	81	29	50

## A652530

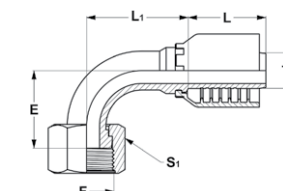
Femmina girevole a 45° ORFS  
45° ORFS female swivel



T		RIFERIMENTO REFERENCE	F UNF-UN	L	L <sub>1</sub>	E	S <sub>1</sub>
MM.	IN.						
6	1/4	A672531/060	9/16-18	22	28	22	19
6	1/4	A672531/061	11/16-16	22	28	23	22
6	1/4	A672531/062	13/16-16	22	28	31	24
10	3/8	A672531/100	11/16-16	24	36	23	22
10	3/8	A672531/101	13/16-16	24	36	30	24
10	3/8	A672531/102	1"-14	24	36	38	30
12	1/2	A672531/120	13/16-16	29	42	31	24
12	1/2	A672531/121	1"-14	29	42	33	30
16	5/8	A672531/160	1"-14	42	50	31	30
16	5/8	A672531/161	1" 3/16-12	42	55	49	36
20	3/4	A672531/200	1" 3/16-12	42	55	49	36
20	3/4	A672531/201	1" 7/16-12	42	55	57	41
25	1"	A672531/250	1" 7/16-12	46	63	57	41
25	1"	A672531/251	1" 11/16-12	46	78	68	50

## A672531

Femmina girevole a 90° ORFS corta  
90° ORFS female swivel short drop

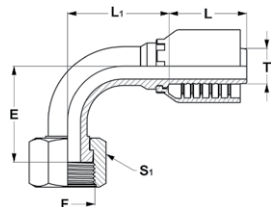


RACCORDI SERIE TL/5

HOSE FITTINGS TYPE TL/5

# A672674

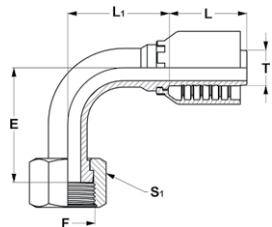
Femmina girevole a 90° ORFS media  
*90° ORFS female swivel medium drop*



T	MM.	IN.	RIFERIMENTO REFERENCE	F	L	L1	E	S1
	6	1/4	A672674/060	9/16-18	22	28	32	19
	6	1/4	A672674/061	11/16-16	22	28	38	22
	10	3/8	A672674/100	11/16-16	24	36	38	22
	10	3/8	A672674/101	13/16-16	24	36	41	24
	12	1/2	A672674/120	13/16-16	29	42	41	24
	12	1/2	A672674/121	1"-14	29	42	52	30
	16	5/8	A672674/160	1"-14	42	50	47	30
	16	5/8	A672674/161	1"3/16-12	42	55	49	36
	20	3/4	A672674/200	1"3/16-12	42	55	61	36
	20	3/4	A672674/201	1"7/16-12	42	55	70	41
	25	1"	A672674/250	1"7/16-12	46	63	71	41

# A672718

Femmina girevole a 90° ORFS lunga  
*90° ORFS female swivel long drop*

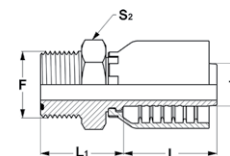


T	MM.	IN.	RIFERIMENTO REFERENCE	F	L	L1	E	S1
	6	1/4	A672718/060	9/16-18	22	28	46	19
	6	1/4	A672718/061	11/16-16	22	28	54	22
	10	3/8	A672718/100	11/16-16	24	36	54	22
	10	3/8	A672718/101	13/16-16	24	36	64	24
	12	1/2	A672718/120	13/16-16	29	42	65	24
	12	1/2	A672718/121	1"-14	29	42	70	30
	16	5/8	A672718/160	1"-14	42	50	70	30
	20	3/4	A672718/200	1"3/16-12	42	55	98	36
	25	1"	A672718/250	1"7/16-12	46	63	115	41



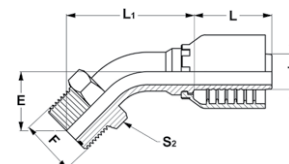
T		RIFERIMENTO REFERENCE	F	L	L <sub>1</sub>	S <sub>2</sub>
MM.	IN.		UNF-UN			
6	1/4	A622881/060	9/16-18	22	25	17
6	1/4	A622881/061	11/16-16	22	28	19
6	1/4	A622881/062	13/16-16	22	29	22
10	3/8	A622881/100	11/16-16	24	28	19
10	3/8	A622881/101	13/16-16	24	31	22
10	3/8	A622881/102	1"-14	24	35	27
12	1/2	A622881/120	13/16-16	29	31	22
12	1/2	A622881/121	1"-14	29	34	27
16	5/8	A622881/160	1"-14	42	34	27
16	5/8	A622881/161	1" 3/16-12	42	38	32
20	3/4	A622881/200	1" 3/16-12	42	38	32
20	3/4	A622881/201	1" 7/16-12	42	38	38
25	1"	A622881/250	1" 7/16-12	46	38	41
25	1"	A622881/251	1" 11/16-12	46	39	45

## A622881

Maschio ORFS  
ORFS male

T		RIFERIMENTO REFERENCE	F	L	L <sub>1</sub>	E	S <sub>2</sub>
MM.	IN.		UNF-UN				
6	1/4	A652585/060	9/16-18	22	39	19	17
6	1/4	A652585/061	11/16-16	22	40	20	19
6	1/4	A652585/062	13/16-16	22	43	22	22
10	3/8	A652585/100	11/16-16	24	48	22	19
10	3/8	A652585/101	13/16-16	24	49	24	22
10	3/8	A652585/102	1"-14	24	52	27	27
12	1/2	A652585/120	13/16-16	29	55	25	22
12	1/2	A652585/121	1"-14	29	57	28	27
16	5/8	A652585/160	1"-14	42	68	30	27
16	5/8	A652585/161	1" 3/16-12	42	69	31	32
20	3/4	A652585/200	1" 3/16-12	42	69	32	32
20	3/4	A652585/201	1" 7/16-12	42	70	33	38
25	1"	A652585/250	1" 7/16-12	46	84	42	38
25	1"	A652585/251	1" 11/16-12	46	85	43	46

## A652585

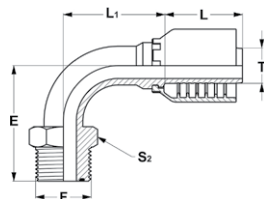
Maschio a 45° ORFS  
45° ORFS male

RACCORDI SERIE TL/5

HOSE FITTINGS TYPE TL/5

# A672586

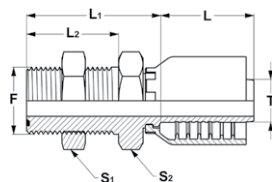
Maschio a 90° ORFS  
90° ORFS male



T		RIFERIMENTO REFERENCE	F	L	L1	E	S2
MM.	IN.		UNF-UN				
6	1/4	A672586/060	9/16-18	22	28	35	17
6	1/4	A672586/061	11/16-16	22	28	37	19
6	1/4	A672586/062	13/16-16	22	28	40	22
10	3/8	A672586/100	11/16-16	24	36	42	19
10	3/8	A672586/101	13/16-16	24	36	45	22
10	3/8	A672586/102	1"-14	24	36	48	27
12	1/2	A672586/120	13/16-16	29	42	49	22
12	1/2	A672586/121	1"-14	29	42	52	27
16	5/8	A672586/160	1"-14	42	50	60	27
16	5/8	A672586/161	1"3/16-12	42	50	63	32
20	3/4	A672586/200	1"3/16-12	42	55	63	32
20	3/4	A672586/201	1"7/16-12	42	55	64	38
25	1"	A672586/250	1"7/16-12	46	63	81	38
25	1"	A672586/251	1"11/16-12	46	63	82	46

# A632062

Passaparete maschio ORFS  
ORFS bulkhead male



T		RIFERIMENTO REFERENCE	F	L	L1	L2	S1	S2
MM.	IN.		UNF-UN					
6	1/4	A632062/060	9/16-18	22	47	32	21	21
6	1/4	A632062/061	11/16-16	22	49	34	27	22
6	1/4	A632062/062	13/16-16	22	54	37	30	24
10	3/8	A632062/100	11/16-16	24	51	34	27	27
10	3/8	A632062/101	13/16-16	24	54	37	30	27
10	3/8	A632062/102	1"-14	24	59	41	35	30
12	1/2	A632062/120	13/16-16	29	54	37	30	30
12	1/2	A632062/121	1"-14	29	58	41	35	30
16	5/8	A632062/160	1"-14	42	58	41	35	35
16	5/8	A632062/161	1"3/16-12	42	59	42	41	35
20	3/4	A632062/200	1"3/16-12	42	61	42	41	38
20	3/4	A632062/201	1"7/16-12	42	62	43	46	46
25	1"	A632062/250	1"7/16-12	46	62	43	46	46
25	1"	A632062/251	1"11/16-12	46	60	43	50	50

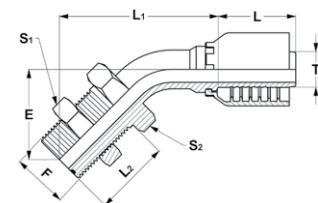




T		RIFERIMENTO REFERENCE	F UNF-UN	L	L <sub>1</sub>	L <sub>2</sub>	E	S <sub>1</sub>	S <sub>2</sub>
MM.	IN.								
6	1/4	A662065/060	9/16-18	22	53	32	34	21	21
6	1/4	A662065/061	11/16-16	22	55	34	36	27	22
6	1/4	A662065/062	13/16-16	22	58	37	39	30	24
10	3/8	A662065/100	11/16-16	24	63	34	38	27	27
10	3/8	A662065/101	13/16-16	24	65	37	40	30	27
10	3/8	A662065/102	1"-14	24	69	41	43	35	30
12	1/2	A662065/120	13/16-16	29	71	37	41	30	30
12	1/2	A662065/121	1"-14	29	74	41	44	35	30
16	5/8	A662065/160	1"-14	42	79	41	47	36	36
16	5/8	A662065/161	1" 3/16-12	42	81	42	48	41	35
20	3/4	A662065/200	1" 3/16-12	42	86	42	48	41	38
20	3/4	A662065/201	1" 7/16-12	42	87	43	49	46	46
25	1"	A662065/250	1" 7/16-12	46	106	43	55	46	46
25	1"	A662065/251	1" 11/16-12	46	106	43	55	50	46

## A662065

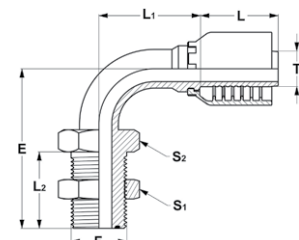
Passaparete maschio a 45° ORFS  
45° ORFS bulkhead male



T		RIFERIMENTO REFERENCE	F UNF-UN	L	L <sub>1</sub>	L <sub>2</sub>	E	S <sub>1</sub>	S <sub>2</sub>
MM.	IN.								
6	1/4	A682063/060	9/16-18	22	28	32	56	21	21
6	1/4	A682063/061	11/16-16	22	28	34	59	27	22
6	1/4	A682063/062	13/16-16	22	28	37	63	30	24
10	3/8	A682063/100	11/16-16	24	36	34	64	27	27
10	3/8	A682063/101	13/16-16	24	36	37	67	30	27
10	3/8	A682063/102	1"-14	24	36	41	72	35	30
12	1/2	A682063/120	13/16-16	29	42	37	72	30	30
12	1/2	A682063/121	1"-14	29	42	41	76	35	30
16	5/8	A682063/160	1"-14	42	50	41	84	36	36
16	5/8	A682063/161	1" 3/16-12	42	50	42	86	41	35
20	3/4	A682063/200	1" 3/16-12	42	55	42	86	41	38
20	3/4	A682063/201	1" 7/16-12	42	55	43	87	46	46
25	1"	A682063/250	1" 7/16-12	46	78	43	104	46	46
25	1"	A682063/251	1" 11/16-12	46	78	43	104	50	46

## A682063

Passaparete maschio a 90° ORFS  
90° ORFS bulkhead male



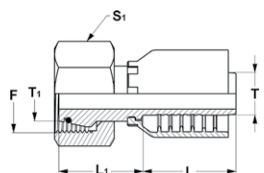
RACCORDI SERIE TL/5

HOSE FITTINGS TYPE TL/5

**A622803**

serie leggera (l) / LIGHT SERIES

Femmina metrica DKO girevole DIN serie L  
Swivel DKO female DIN L series

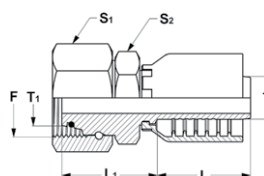


T		RIFERIMENTO REFERENCE	F	T <sub>1</sub>	L	L <sub>1</sub>	S <sub>1</sub>
MM.	IN.		METRICO METRIC				
6	1/4	A622803/060	14X1,5	8	22	24	17
6	1/4	A622803/061	16X1,5	10	22	24	19
6	1/4	A622803/069	12X1,5	6	22	26	14
8	5/16	A622803/080	16X1,5	10	22	26	19
10	3/8	A622803/100	18X1,5	12	24	24	22
10	3/8	A622803/109	16X1,5	10	24	25	19
12	1/2	A622803/120	22X1,5	15	29	28	27
12	1/2	A622803/121	26X1,5	18	29	28	32
16	5/8	A622803/160	26X1,5	18	42	28	32
20	3/4	A622803/200	30X2	22	42	30	36
20	3/4	A622803/209	26X1,5	18	42	29	32
25	1"	A622803/250	36X2	28	46	31	41

**A622847**

serie leggera (l) / LIGHT SERIES

Femmina metrica DKO girevole DIN serie L con controdado di fermo  
Swivel DKO female DIN L series with counter nut



T		RIFERIMENTO REFERENCE	F	T <sub>1</sub>	L	L <sub>1</sub>	S <sub>1</sub>	S <sub>2</sub>
MM.	IN.		METRICO METRIC					
6	1/4	A622847/060	14X1,5	8	22	30	17	14
6	1/4	A622847/061	16X1,5	10	22	31	19	14
6	1/4	A622847/069	12X1,5	6	22	31	17	14
8	5/16	A622847/080	16X1,5	10	22	31	19	17
10	3/8	A622847/100	18X1,5	12	24	32	22	17
10	3/8	A622847/109	16X1,5	10	24	31	19	17
12	1/2	A622847/120	22X1,5	15	29	37	27	22
12	1/2	A622847/121	26X1,5	18	29	36	32	27
16	5/8	A622847/160	26X1,5	18	42	36	32	27
20	3/4	A622847/200	30X2	22	42	38	36	30
20	3/4	A622847/209	26X1,5	18	42	36	32	27
25	1"	A622847/250	36X2	28	46	38	41	36

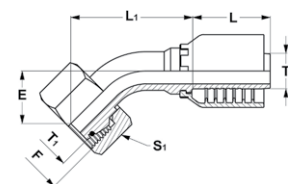


T		RIFERIMENTO REFERENCE	F	T <sub>1</sub>	L	L <sub>1</sub>	E	S <sub>1</sub>
MM.	IN.		METRICO METRIC					
6	1/4	A652541/060	14x1,5	8	22	38	18	17
6	1/4	A652541/061	16x1,5	10	22	40	20	19
6	1/4	A652541/069	12x1,5	6	22	40	20	17
8	5/16	A652541/080	16x1,5	10	22	44	20	19
10	3/8	A652541/100	18x1,5	12	24	45	20	22
10	3/8	A652541/109	16x1,5	10	24	46	21	19
12	1/2	A652541/120	22x1,5	15	29	52	22	27
12	1/2	A652541/121	26x1,5	18	29	52	22	32
16	5/8	A652541/160	26x1,5	18	42	62	25	32
20	3/4	A652541/200	30x2	22	42	62	25	36
20	3/4	A652541/209	26x1,5	18	42	65	27	32
25	1"	A652541/250	36x2	28	46	70	28	41

## A652541

serie leggera (l) / LIGHT SERIES

Femmina metrica DKO girevole  
a 45° DIN serie L  
45° swivel DKO female DIN L series

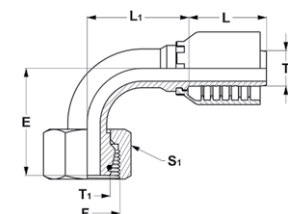


T		RIFERIMENTO REFERENCE	F	T <sub>1</sub>	L	L <sub>1</sub>	E	S <sub>1</sub>
MM.	IN.		METRICO METRIC					
6	1/4	A672542/060	14x1,5	8	22	28	34	17
6	1/4	A672542/061	16x1,5	10	22	28	33	19
6	1/4	A672542/069	12x1,5	6	22	28	36	14
8	5/16	A672542/080	16x1,5	10	22	34	39	19
10	3/8	A672542/100	18x1,5	12	24	36	39	22
10	3/8	A672542/109	16x1,5	10	24	36	41	19
12	1/2	A672542/120	22x1,5	15	29	42	45	27
12	1/2	A672542/121	26x1,5	18	29	42	45	32
16	5/8	A672542/160	26x1,5	18	42	50	53	32
20	3/4	A672542/200	30x2	22	42	55	53	36
20	3/4	A672542/209	26x1,5	18	42	55	55	32
25	1"	A672542/250	36x2	28	46	63	61	41

## A672542

serie leggera (l) / LIGHT SERIES

Femmina metrica DKO girevole  
a 90° DIN serie L  
90° swivel DKO female DIN L series



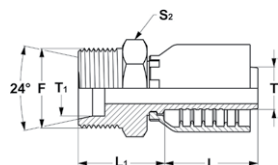
RACCORDI SERIE TL/5

HOSE FITTINGS TYPE TL/5

**A622892**

serie leggera (l) / LIGHT SERIES

Maschio DIN serie L  
Male DIN L series

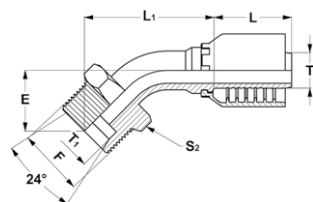


T		RIFERIMENTO REFERENCE	F	T <sub>1</sub>	L	L <sub>1</sub>	S <sub>2</sub>
MM.	IN.		METRICO METRIC				
6	1/4	A622892/060	14X1,5	8	22	25	17
6	1/4	A622892/069	12X1,5	6	22	25	14
8	5/16	A622892/080	16X1,5	10	22	26	17
10	3/8	A622892/100	18X1,5	12	24	27	19
10	3/8	A622892/109	16X1,5	10	24	28	17
12	1/2	A622892/120	22X1,5	15	29	29	24
16	5/8	A622892/160	26X1,5	18	42	32	27
20	3/4	A622892/200	30X2	22	42	34	32
20	3/4	A622892/209	26X1,5	18	42	32	27
25	1"	A622892/250	36X2	28	46	36	36

**A652596**

serie leggera (l) / LIGHT SERIES

Maschio a 45° DIN serie L  
45° Metric male DIN L series



T		RIFERIMENTO REFERENCE	F	T <sub>1</sub>	L	L <sub>1</sub>	E	S <sub>2</sub>
MM.	IN.		METRICO METRIC					
6	1/4	A652596/060	14X1,5	8	22	40	20	17
6	1/4	A652596/061	16X1,5	10	22	40	20	17
6	1/4	A652596/069	12X1,5	6	22	39	19	14
8	5/16	A652596/080	16X1,5	10	22	44	21	17
10	3/8	A652596/100	18X1,5	12	24	48	23	19
10	3/8	A652596/109	16X1,5	10	24	48	22	17
12	1/2	A652596/120	22X1,5	15	29	53	24	24
12	1/2	A652596/121	26X1,5	18	29	55	26	24
16	5/8	A652596/160	26X1,5	18	42	61	29	27
20	3/4	A652596/200	30X2	22	42	67	30	32
20	3/4	A652596/209	26X1,5	18	42	66	29	27
25	1"	A652596/250	36X2	28	46	76	34	36

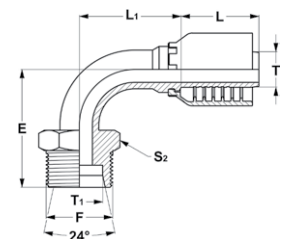


T		RIFERIMENTO REFERENCE	F	T <sub>1</sub>	L	L <sub>1</sub>	E	S <sub>2</sub>
MM.	IN.		METRICO METRIC					
6	1/4	A672597/060	14x1,5	8	22	28	36	17
6	1/4	A672597/061	16x1,5	10	22	28	36	17
6	1/4	A672597/069	12x1,5	6	22	28	35	14
8	5/16	A672597/080	16x1,5	10	22	34	40	17
10	3/8	A672597/100	18x1,5	12	24	36	43	19
10	3/8	A672597/109	16x1,5	10	24	36	42	17
12	1/2	A672597/120	22x1,5	15	29	42	47	24
12	1/2	A672597/121	26x1,5	18	29	42	49	24
16	5/8	A672597/160	26x1,5	18	42	50	58	27
20	3/4	A672597/200	30x2	22	42	55	60	32
20	3/4	A672597/209	26x1,5	18	42	55	58	27
25	1"	A672597/250	36x2	28	46	63	69	36

## A672597

serie leggera (l) / LIGHT SERIES

Maschio a 90° DIN serie L  
90° male DIN L series

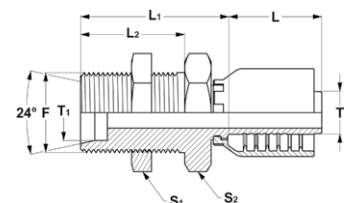


T		RIFERIMENTO REFERENCE	F	T <sub>1</sub>	L	L <sub>1</sub>	L <sub>2</sub>	S <sub>1</sub>	S <sub>2</sub>
MM.	IN.		METRICO METRIC						
6	1/4	A632073/060	14x1,5	8	22	48	34	19	19
6	1/4	A632073/069	12x1,5	6	22	48	34	17	17
8	5/16	A632073/080	16x1,5	10	22	48	35	22	22
10	3/8	A632073/100	18x1,5	12	24	51	36	24	24
10	3/8	A632073/109	16x1,5	10	24	50	35	22	22
12	1/2	A632073/120	22x1,5	15	29	53	38	30	27
16	5/8	A632073/160	26x1,5	18	42	57	40	36	32
20	3/4	A632073/200	30x2	22	42	60	42	41	36
20	3/4	A632073/209	26x1,5	18	42	57	40	36	36
25	1"	A632073/250	36x2	28	46	63	43	46	41

## A632073

serie leggera (l) / LIGHT SERIES

Passaparete maschio DIN serie L  
Bulkhead male DIN L series



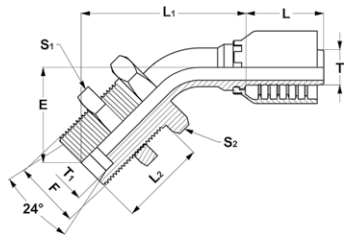
RACCORDI SERIE TL/5

HOSE FITTINGS TYPE TL/5

**A662076**

serie leggera (l) / LIGHT SERIES

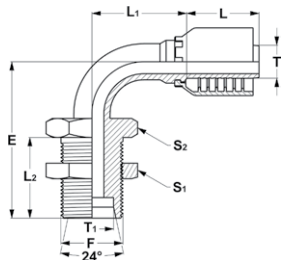
Passaparete maschio a 45° DIN serie L  
45° Bulkhead male DIN L series



**A682074**

serie leggera (l) / LIGHT SERIES

Passaparete maschio a 90° DIN serie L  
90° Bulkhead male DIN L series



T		RIFERIMENTO REFERENCE	F	T <sub>1</sub>	L	L <sub>1</sub>	L <sub>2</sub>	E	S <sub>1</sub>	S <sub>2</sub>
MM.	IN.		METRICO METRIC							
6	1/4	A662076/060	14X1,5	8	22	56	34	36	19	19
6	1/4	A662076/061	16X1,5	10	22	57	35	37	22	22
6	1/4	A662076/069	12X1,5	6	22	55	34	35	17	17
8	5/16	A662076/080	16X1,5	10	22	61	35	38	22	22
10	3/8	A662076/100	18X1,5	12	24	65	36	39	24	24
10	3/8	A662076/109	16X1,5	10	24	65	35	39	22	22
12	1/2	A662076/120	22X1,5	15	29	71	38	42	30	27
12	1/2	A662076/121	26X1,5	18	29	73	40	44	36	32
16	5/8	A662076/160	26X1,5	18	42	79	40	47	36	32
20	3/4	A662076/200	30X2	22	42	86	42	48	41	36
20	3/4	A662076/209	26X1,5	18	42	84	40	47	36	36
25	1"	A662076/250	36X2	28	46	95	43	53	46	41

T		RIFERIMENTO REFERENCE	F	T <sub>1</sub>	L	L <sub>1</sub>	L <sub>2</sub>	E	S <sub>1</sub>	S <sub>2</sub>
MM.	IN.		METRICO METRIC							
6	1/4	A682074/060	14X1,5	8	22	28	34	58	19	19
6	1/4	A682074/061	16X1,5	10	22	28	35	60	22	22
6	1/4	A682074/069	12X1,5	6	22	28	34	57	17	17
8	5/16	A682074/080	16X1,5	10	22	34	35	64	22	22
10	3/8	A682074/100	18X1,5	12	24	36	36	66	24	24
10	3/8	A682074/109	16X1,5	10	24	36	35	66	22	22
12	1/2	A682074/120	22X1,5	15	29	42	38	72	30	27
12	1/2	A682074/121	26X1,5	18	29	42	40	75	36	32
16	5/8	A682074/160	26X1,5	18	42	50	40	84	36	32
20	3/4	A682074/200	30X2	22	42	55	42	86	41	36
20	3/4	A682074/209	26X1,5	18	42	55	40	84	36	36
25	1"	A682074/250	36X2	28	46	63	43	96	46	41

FOR S.P.A. - NORME E DIMENSIONI SOGGETTE A MODIFICHE SENZA PREAVVISO.  
FOR S.P.A. - DESIGN DETAILS AND SPECIFICATIONS SUBJECT TO CHANGE WITHOUT PRIOR NOTICE.

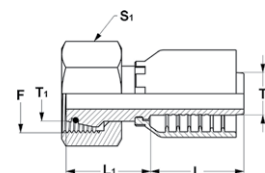


T		RIFERIMENTO REFERENCE	F	T <sub>1</sub>	L	L <sub>1</sub>	S <sub>1</sub>
MM.	IN.		METRICO METRIC				
6	1/4	A622814/060	18x1,5	10	22	24	22
6	1/4	A622814/069	16x1,5	8	22	26	19
8	5/16	A622814/080	20x1,5	12	22	26	24
10	3/8	A622814/100	22x1,5	14	24	24	27
10	3/8	A622814/101	24x1,5	16	24	24	30
10	3/8	A622814/109	20x1,5	12	24	25	24
12	1/2	A622814/120	24x1,5	16	29	28	30
16	5/8	A622814/160	30x2	20	42	28	36
20	3/4	A622814/200	36x2	25	42	30	46
20	3/4	A622814/209	30x2	20	42	29	36
25	1"	A622814/250	42x2	30	46	31	50

## A622814

serie pesante (s) / HEAVY SERIES

Femmina metrica DKO girevole DIN  
serie S  
Swivel DKO female DIN S series

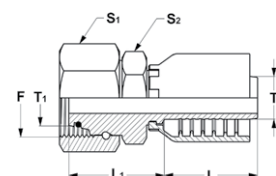


T		RIFERIMENTO REFERENCE	F	T <sub>1</sub>	L	L <sub>1</sub>	S <sub>1</sub>	S <sub>2</sub>
MM.	IN.		METRICO METRIC					
6	1/4	A622858/060	18x1,5	10	22	31	22	17
6	1/4	A622858/069	16x1,5	8	22	30	19	17
8	5/16	A622858/080	20x1,5	12	22	34	24	17
10	3/8	A622858/100	22x1,5	14	24	34	27	22
10	3/8	A622858/101	24x1,5	16	24	35	30	24
10	3/8	A622858/109	20x1,5	12	24	34	24	19
12	1/2	A622858/120	24x1,5	16	29	34	30	24
16	5/8	A622858/160	30x2	20	42	43	36	27
20	3/4	A622858/200	36x2	25	42	43	46	36
20	3/4	A622858/209	30x2	20	42	43	36	27
25	1"	A622858/250	42x2	30	46	44	50	41

## A622858

serie pesante (s) / HEAVY SERIES

Femmina metrica DKO girevole DIN  
serie S con controdado di fermo  
Swivel DKO female DIN S series  
with counter nut



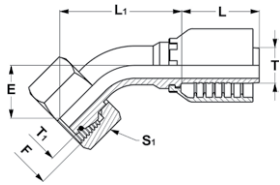
RACCORDI SERIE TL/5

HOSE FITTINGS TYPE TL/5

**A652552**

serie pesante (s) / HEAVY SERIES

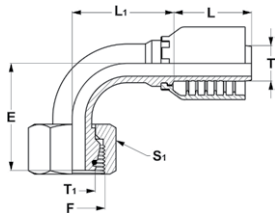
Femmina metrica DKO girevole a 45° DIN serie S  
45° swivel DKO female DIN S series



**A672553**

serie pesante (s) / HEAVY SERIES

Femmina metrica DKO girevole a 90° DIN serie S  
90° swivel DKO female DIN S series



T		RIFERIMENTO REFERENCE	F	T <sub>1</sub>	L	L <sub>1</sub>	E	S <sub>1</sub>
MM.	IN.		METRICO METRIC					
6	1/4	A652552/060	18X1,5	10	22	39	20	22
6	1/4	A652552/069	16X1,5	8	22	37	17	19
8	5/16	A652552/080	20X1,5	12	22	43	20	24
10	3/8	A652552/100	22X1,5	14	24	42	22	27
10	3/8	A652552/101	24X1,5	16	24	51	24	30
10	3/8	A652552/109	20X1,5	12	24	48	20	24
12	1/2	A652552/120	24X1,5	16	29	52	23	30
16	5/8	A652552/160	30X2	20	42	67	30	36
20	3/4	A652552/200	36X2	25	42	66	29	46
20	3/4	A652552/209	30X2	20	42	70	32	36
25	1"	A652552/250	42X2	30	46	74	32	50

T		RIFERIMENTO REFERENCE	F	T <sub>1</sub>	L	L <sub>1</sub>	E	S <sub>1</sub>
MM.	IN.		METRICO METRIC					
6	1/4	A672553/060	18X1,5	10	22	28	37	22
6	1/4	A672553/069	16X1,5	8	22	33	36	19
8	5/16	A672553/080	20X1,5	12	22	34	39	24
10	3/8	A672553/100	22X1,5	14	24	36	41	27
10	3/8	A672553/101	24X1,5	16	24	36	42	30
10	3/8	A672553/109	20X1,5	12	24	38	39	24
12	1/2	A672553/120	24X1,5	16	29	42	46	30
16	5/8	A672553/160	30X2	20	42	50	60	36
20	3/4	A672553/200	36X2	25	42	55	58	46
20	3/4	A672553/209	30X2	20	42	55	64	36
25	1"	A672553/250	42X2	30	46	63	65	50



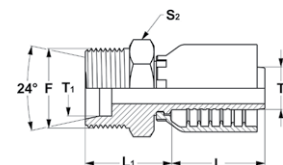


T		RIFERIMENTO REFERENCE	F	T <sub>1</sub>	L	L <sub>1</sub>	S <sub>2</sub>
MM.	IN.		METRICO METRIC				
6	1/4	A622902/060	18x1,5	10	22	27	19
6	1/4	A622902/069	16x1,5	8	22	28	17
8	5/16	A622902/080	20x1,5	12	22	27	22
10	3/8	A622902/100	22x1,5	14	24	31	24
10	3/8	A622902/101	24x1,5	16	24	31	27
10	3/8	A622902/109	20x1,5	12	24	29	22
12	1/2	A622902/120	24x1,5	16	29	31	27
16	5/8	A622902/160	30x2	20	42	36	32
20	3/4	A622902/200	36x2	25	42	42	38
20	3/4	A622902/209	30x2	20	42	36	32
25	1"	A622902/250	42x2	30	46	46	46

## A622902

serie pesante (S) / HEAVY SERIES

Maschio DIN serie S  
Male DIN S series

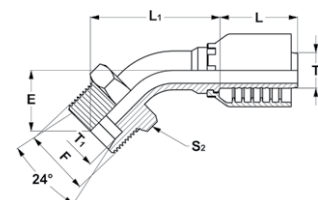


T		RIFERIMENTO REFERENCE	F	T <sub>1</sub>	L	L <sub>1</sub>	E	S <sub>2</sub>
MM.	IN.		METRICO METRIC					
6	1/4	A652606/060	18x1,5	10	22	41	21	19
6	1/4	A652606/069	16x1,5	8	22	41	21	17
8	5/16	A652606/080	20x1,5	12	22	46	23	22
10	3/8	A652606/100	22x1,5	14	24	50	24	24
10	3/8	A652606/101	24x1,5	16	24	50	24	27
10	3/8	A652606/109	20x1,5	12	24	48	23	22
12	1/2	A652606/120	24x1,5	16	29	55	26	27
16	5/8	A652606/160	30x2	20	42	64	31	32
20	3/4	A652606/200	36x2	25	42	73	36	38
20	3/4	A652606/209	30x2	20	42	69	31	32
25	1"	A652606/250	42x2	30	46	83	41	46

## A652606

serie pesante (S) / HEAVY SERIES

Maschio a 45° DIN serie S  
45° Metric male DIN S series



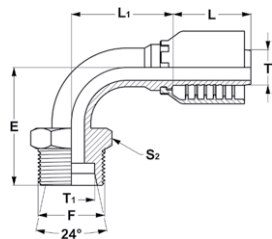
RACCORDI SERIE TL/5

HOSE FITTINGS TYPE TL/5

**A672607**

serie pesante (s) / HEAVY SERIES

Maschio a 90° DIN serie S  
90° male DIN S series

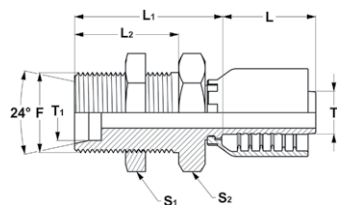


T		RIFERIMENTO REFERENCE	F	T <sub>1</sub>	L	L <sub>1</sub>	E	S <sub>2</sub>
MM.	IN.		METRICO METRIC					
6	1/4	A672607/060	18X1,5	10	22	28	37	19
6	1/4	A672607/069	16X1,5	8	22	28	37	17
8	5/16	A672607/080	20X1,5	12	22	34	43	22
10	3/8	A672607/100	22X1,5	14	24	36	45	24
10	3/8	A672607/101	24X1,5	16	24	36	45	27
10	3/8	A672607/109	20X1,5	12	24	36	43	22
12	1/2	A672607/120	24X1,5	16	29	42	49	27
16	5/8	A672607/160	30X2	20	42	50	62	32
20	3/4	A672607/200	36X2	25	42	55	68	38
20	3/4	A672607/209	30X2	20	42	55	62	32
25	1"	A672607/250	42X2	30	46	63	79	46

**A632084**

serie pesante (s) / HEAVY SERIES

Passaprete maschio DIN serie S  
Bulkhead male DIN S series



T		RIFERIMENTO REFERENCE	F	T <sub>1</sub>	L	L <sub>1</sub>	L <sub>2</sub>	S <sub>1</sub>	S <sub>2</sub>
MM.	IN.		METRICO METRIC						
6	1/4	A632084/060	18X1,5	10	22	54	37	24	24
6	1/4	A632084/069	16X1,5	8	22	51	36	22	22
8	5/16	A632084/080	20X1,5	12	22	55	38	27	27
10	3/8	A632084/100	22X1,5	14	24	58	40	30	30
10	3/8	A632084/101	24X1,5	16	24	58	40	32	32
10	3/8	A632084/109	20X1,5	12	24	55	38	27	27
12	1/2	A632084/120	24X1,5	16	29	58	40	32	32
16	5/8	A632084/160	30X2	20	42	63	44	41	41
20	3/4	A632084/200	36X2	25	42	68	47	46	46
20	3/4	A632084/209	30X2	20	42	63	44	41	41
25	1"	A632084/250	42X2	30	46	73	51	50	50

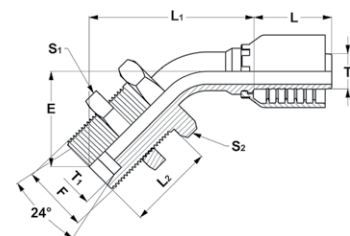


T		RIFERIMENTO REFERENCE	F	T <sub>1</sub>	L	L <sub>1</sub>	L <sub>2</sub>	E	S <sub>1</sub>	S <sub>2</sub>
MM.	IN.		METRICO METRIC							
6	1/4	A662087/060	18x1,5	10	22	58	37	38	24	24
6	1/4	A662087/069	16x1,5	8	22	58	36	38	22	22
8	5/16	A662087/080	20x1,5	12	22	65	38	41	27	27
10	3/8	A662087/100	22x1,5	14	24	68	40	43	30	30
10	3/8	A662087/101	24x1,5	16	24	68	40	43	32	32
10	3/8	A662087/109	20x1,5	12	24	67	38	41	27	27
12	1/2	A662087/120	24x1,5	16	29	73	40	44	32	32
16	5/8	A662087/160	30x2	20	42	84	44	51	41	41
20	3/4	A662087/200	36x2	25	42	94	47	56	46	46
20	3/4	A662087/209	30x2	20	42	89	44	51	41	41
25	1"	A662087/250	42x2	30	46	105	51	63	50	50

## A662087

serie pesante (S) / HEAVY SERIES

Passaparete maschio a 45° DIN  
serie S  
45° Bulkhead male DIN S series

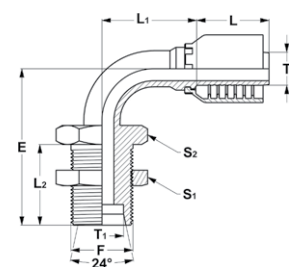


T		RIFERIMENTO REFERENCE	F	T <sub>1</sub>	L	L <sub>1</sub>	L <sub>2</sub>	E	S <sub>1</sub>	S <sub>2</sub>
MM.	IN.		METRICO METRIC							
6	1/4	A682085/060	18x1,5	10	22	28	37	62	24	24
6	1/4	A682085/069	16x1,5	8	22	28	36	61	22	22
8	5/16	A682085/080	20x1,5	12	22	34	38	69	27	27
10	3/8	A682085/100	22x1,5	14	24	36	40	71	30	30
10	3/8	A682085/101	24x1,5	16	24	36	40	71	32	32
10	3/8	A682085/109	20x1,5	12	24	36	38	69	27	27
12	1/2	A682085/120	24x1,5	16	29	42	40	75	32	32
16	5/8	A682085/160	30x2	20	42	50	44	90	41	41
20	3/4	A682085/200	36x2	25	42	55	47	97	46	46
20	3/4	A682085/209	30x2	20	42	55	44	90	41	41
25	1"	A682085/250	42x2	30	46	63	51	110	50	50

## A682085

serie pesante (S) / HEAVY SERIES

Passaparete maschio a 90° DIN  
serie S  
90° Bulkhead male DIN S series

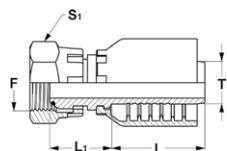


RACCORDI SERIE TL/5

HOSE FITTINGS TYPE TL/5

**A622825**

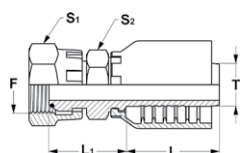
Femmina girevole BSP cono 60°  
BSP female swivel cone 60°



T		RIFERIMENTO REFERENCE	F	L	L1	S1
MM.	IN.		GAS CIL.BSPP			
6	1/4	A622825/060	1/4	22	20	17
6	1/4	A622825/061	3/8	22	21	22
10	3/8	A622825/100	3/8	24	22	22
10	3/8	A622825/101	1/2	24	23	27
12	1/2	A622825/120	1/2	29	23	27
12	1/2	A622825/121	5/8	29	24	27
16	5/8	A622825/160	5/8	42	26	27
16	5/8	A622825/161	3/4	42	26	32
20	3/4	A622825/200	3/4	42	28	32
20	3/4	A622825/202	1"	42	33	41
25	1"	A622825/250	1"	46	30	41

**A622869**

Femmina girevole BSP cono 60°  
con controdado di fermo  
BSP female swivel cone 60° with  
counternut



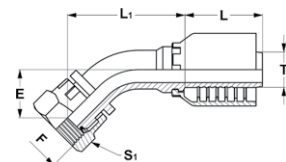
T		RIFERIMENTO REFERENCE	F	L	L1	S1	S2
MM.	IN.		GAS CIL.BSPP				
6	1/4	A622869/060	1/4	22	25	17	14
6	1/4	A622869/061	3/8	22	28	22	17
10	3/8	A622869/100	3/8	24	29	22	17
10	3/8	A622869/101	1/2	24	31	27	22
12	1/2	A622869/120	1/2	29	31	27	22
12	1/2	A622869/121	5/8	29	32	27	24
16	5/8	A622869/160	5/8	42	32	27	24
16	5/8	A622869/161	3/4	42	35	32	27
20	3/4	A622869/200	3/4	42	36	32	27
20	3/4	A622869/202	1"	42	39	41	32
25	1"	A622869/250	1"	46	39	41	32



T		RIFERIMENTO REFERENCE	F	L	L <sub>1</sub>	E	S <sub>1</sub>
MM.	IN.		GAS CIL.BSP				
6	1/4	A652563/060	1/4	22	36	15	17
6	1/4	A652563/061	3/8	22	35	15	22
10	3/8	A652563/100	3/8	24	44	18	22
10	3/8	A652563/101	1/2	24	49	22	27
12	1/2	A652563/120	1/2	29	51	22	27
12	1/2	A652563/121	5/8	29	56	23	27
16	5/8	A652563/160	5/8	42	62	25	27
16	5/8	A652563/161	3/4	42	64	26	32
20	3/4	A652563/200	3/4	42	64	26	32
20	3/4	A652563/202	1"	42	66	29	41
25	1"	A652563/250	1"	46	73	31	41

## A652563

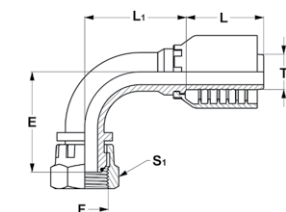
Femmina girevole a 45° BSP  
cono 60°  
45° BSP female swivel cone 60°



T		RIFERIMENTO REFERENCE	F	L	L <sub>1</sub>	E	S <sub>1</sub>
MM.	IN.		GAS CIL.BSP				
6	1/4	A672564/060	1/4	22	28	30	17
6	1/4	A672564/061	3/8	22	28	33	22
10	3/8	A672564/100	3/8	24	36	37	22
10	3/8	A672564/101	1/2	24	38	41	27
12	1/2	A672564/120	1/2	29	42	44	27
12	1/2	A672564/121	5/8	29	42	44	27
16	5/8	A672564/160	5/8	42	50	53	27
16	5/8	A672564/161	3/4	42	55	55	32
20	3/4	A672564/200	3/4	42	55	55	32
20	3/4	A672564/202	1"	42	71	63	41
25	1"	A672564/250	1"	46	63	66	41

## A672564

Femmina girevole a 90° BSP  
cono 60°  
90° BSP female swivel cone 60°

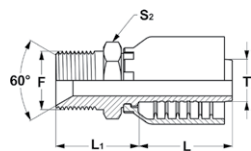


RACCORDI SERIE TL/5

HOSE FITTINGS TYPE TL/5

# A622913

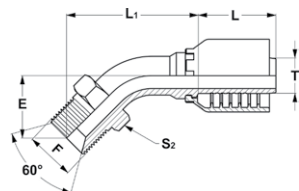
Maschio BSP cono 60°  
BSP male cone 60°



T		RIFERIMENTO REFERENCE	F	L	L1	S2
MM.	IN.		GAS CIL.BSPP			
6	1/4	A622913/060	1/4	22	28	14
6	1/4	A622913/061	3/8	22	31	17
10	3/8	A622913/100	3/8	24	31	17
10	3/8	A622913/101	1/2	24	34	22
12	1/2	A622913/120	1/2	29	35	22
12	1/2	A622913/121	5/8	29	36	24
16	5/8	A622913/160	5/8	42	37	24
16	5/8	A622913/161	3/4	42	38	27
20	3/4	A622913/200	3/4	42	37	27
20	3/4	A622913/202	1"	42	42	36
25	1"	A622913/250	1"	46	42	36

# A652617

Maschio a 45° BSP cono 60°  
45° BSP male cone 60°



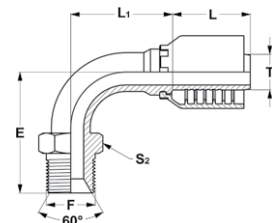
T		RIFERIMENTO REFERENCE	F	L	L1	E	S2
MM.	IN.		GAS CIL.BSPP				
6	1/4	A652617/060	1/4	22	41	21	14
6	1/4	A652617/061	3/8	22	43	23	17
10	3/8	A652617/100	3/8	24	50	24	17
10	3/8	A652617/101	1/2	24	53	27	22
12	1/2	A652617/120	1/2	29	58	29	22
12	1/2	A652617/121	5/8	29	58	29	24
16	5/8	A652617/160	5/8	42	65	33	24
16	5/8	A652617/161	3/4	42	66	33	27
20	3/4	A652617/200	3/4	42	70	33	27
20	3/4	A652617/202	1"	42	74	36	36
25	1"	A652617/250	1"	46	80	38	36



T		RIFERIMENTO REFERENCE	F	L	L <sub>1</sub>	E	S <sub>2</sub>
MM.	IN.		GAS CIL.BSP				
6	1/4	A672618/060	1/4	22	28	38	14
6	1/4	A672618/061	3/8	22	28	41	17
10	3/8	A672618/100	3/8	24	36	45	17
10	3/8	A672618/101	1/2	24	36	49	22
12	1/2	A672618/120	1/2	29	42	53	22
12	1/2	A672618/121	5/8	29	42	53	24
16	5/8	A672618/160	5/8	42	50	64	24
16	5/8	A672618/161	3/4	42	50	65	27
20	3/4	A672618/200	3/4	42	55	64	27
20	3/4	A672618/202	1"	42	55	69	36
25	1"	A672618/250	1"	46	63	75	36

## A672618

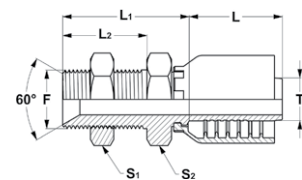
Maschio a 90° BSP con 60°  
90° BSP male cone 60°



T		RIFERIMENTO REFERENCE	F	L	L <sub>1</sub>	L <sub>2</sub>	S <sub>1</sub>	S <sub>2</sub>
MM.	IN.		GAS CIL.BSP					
6	1/4	A632095/060	1/4	22	42	28	19	19
6	1/4	A632095/061	3/8	22	47	32	24	24
10	3/8	A632095/100	3/8	24	47	32	24	24
10	3/8	A632095/101	1/2	24	52	35	30	30
12	1/2	A632095/120	1/2	29	51	35	30	30
12	1/2	A632095/121	5/8	29	54	35	32	32
16	5/8	A632095/160	5/8	42	54	35	32	32
16	5/8	A632095/161	3/4	42	57	38	36	36
20	3/4	A632095/200	3/4	42	57	38	36	36
20	3/4	A632095/202	1"	42	63	41	41	41
25	1"	A632095/250	1"	46	63	41	41	41

## A632095

Passaparete maschio BSP con 60°  
BSP bulkhead male cone 60°

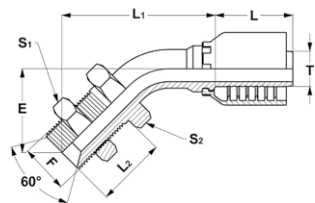


RACCORDI SERIE TL/5

HOSE FITTINGS TYPE TL/5

# A662098

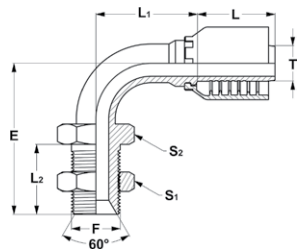
Passaparete maschio a 45° BSP  
cono 60°  
45° BSP bulkhead male cone 60°



T		RIFERIMENTO REFERENCE	F	L	L1	L2	E	S1	S2
MM.	IN.		GAS CIL.BSPP						
6	1/4	A662098/060	1/4	22	51	28	31	19	19
6	1/4	A662098/061	3/8	22	55	32	35	24	22
10	3/8	A662098/100	3/8	24	62	32	36	24	24
10	3/8	A662098/101	1/2	24	65	35	39	30	27
12	1/2	A662098/120	1/2	29	69	35	40	30	30
12	1/2	A662098/121	5/8	29	69	35	40	32	30
16	5/8	A662098/160	5/8	42	74	35	42	32	32
16	5/8	A662098/161	3/4	42	78	38	46	36	32
20	3/4	A662098/200	3/4	42	82	38	45	36	36
20	3/4	A662098/202	1"	42	86	41	49	41	36
25	1"	A662098/250	1"	46	93	41	51	41	41

# A682096

Passaparete maschio a 90° BSP  
cono 60°  
90° BSP bulkhead male cone 60°



T		RIFERIMENTO REFERENCE	F	L	L1	L2	E	S1	S2
MM.	IN.		GAS CIL.BSPP						
6	1/4	A682096/060	1/4	22	28	28	52	19	19
6	1/4	A682096/061	3/8	22	28	32	57	24	22
10	3/8	A682096/100	3/8	24	36	32	62	24	24
10	3/8	A682096/101	1/2	24	36	35	66	30	27
12	1/2	A682096/120	1/2	29	42	35	70	30	30
12	1/2	A682096/121	5/8	29	42	35	70	32	30
16	5/8	A682096/160	5/8	42	50	35	76	32	32
16	5/8	A682096/161	3/4	42	50	38	82	36	32
20	3/4	A682096/200	3/4	42	55	38	81	36	36
20	3/4	A682096/202	1"	42	55	41	87	41	36
25	1"	A682096/250	1"	46	63	41	93	41	41

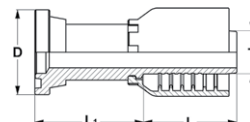




T		RIFERIMENTO REFERENCE	DN	D	L	L <sub>1</sub>
MM.	IN.					
12	1/2	A622924/120	1/2	30.2	37	48
12	1/2	A622924/121	3/4	38.1	37	45
16	5/8	A622924/161	3/4	38.1	42	45
20	3/4	A622924/200	3/4	38.1	42	49
20	3/4	A622924/201	1"	44.5	42	50
25	1"	A622924/250	1"	44.5	46	50
25	1"	A622924/251	1" 1/4	50.8	46	55

## A622924

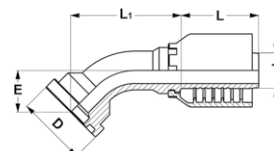
Flangia diritta SAE 3000 PSI  
Straight SAE flange 3000 PSI



T		RIFERIMENTO REFERENCE	DN	D	L	L <sub>1</sub>	E
MM.	IN.						
12	1/2	A652628/120	1/2	30.2	37	54	24
12	1/2	A652628/121	3/4	38.1	37	54	21
16	5/8	A652628/161	3/4	38.1	42	55	22
20	3/4	A652628/200	3/4	38.1	42	62	25
20	3/4	A652628/201	1"	44.5	42	66	28
25	1"	A652628/250	1"	44.5	46	70	29
25	1"	A652628/251	1" 1/4	50.8	46	71	29

## A652628

Flangia a 45° SAE 3000 PSI  
45° SAE flange 3000 PSI

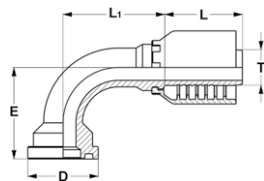


RACCORDI SERIE TL/5

HOSE FITTINGS TYPE TL/5

**A672629**

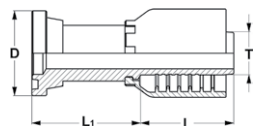
Flangia a 90° SAE 3000 PSI  
90° SAE flange 3000 PSI



T		RIFERIMENTO REFERENCE	DN	D	L	L <sub>1</sub>	E
MM.	IN.						
12	1/2	A672629/120	1/2	30.2	37	42	43
12	1/2	A672629/121	3/4	38.1	37	46	42
16	5/8	A672629/161	3/4	38.1	42	50	53
20	3/4	A672629/200	3/4	38.1	42	55	53
20	3/4	A672629/201	1"	44.5	42	55	58
25	1"	A672629/250	1"	44.5	46	63	62
25	1"	A672629/251	1"1/4	50.8	46	63	62

**A622935**

Flangia diritta SAE 6000 PSI  
Straight SAE flange 6000 PSI



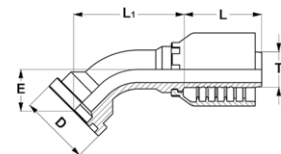
T		RIFERIMENTO REFERENCE	DN	D	L	L <sub>1</sub>
MM.	IN.					
12	1/2	A622935/120	1/2	31.8	37	46
12	1/2	A622935/121	3/4	41.3	37	52
16	5/8	A622935/161	3/4	41.3	42	50
16	5/8	A622935/162	1"	47.6	42	58
20	3/4	A622935/200	3/4	41.3	42	50
20	3/4	A622935/201	1"	47.6	42	58
25	1"	A622935/250	1"	47.6	46	58
25	1"	A622935/251	1"1/4	54	46	67



T		RIFERIMENTO REFERENCE	DN	D	L	L <sub>1</sub>	E
MM.	IN.						
12	1/2	A652639/120	1/2	31.8	37	55	22
12	1/2	A652639/121	3/4	41.3	37	55	22
16	5/8	A652639/161	3/4	41.3	42	66	28
16	5/8	A652639/162	1"	47.6	42	82	34
20	3/4	A652639/200	3/4	41.3	42	66	28
20	3/4	A652639/201	1"	47.6	42	71	34
25	1"	A652639/250	1"	47.6	46	76	34
25	1"	A652639/251	1" 1/4	54	46	79	37

## A652639

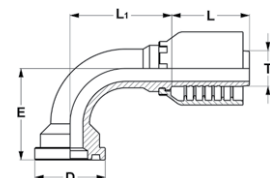
Flangia a 45° SAE 6000 PSI  
45° SAE flange 6000 PSI



T		RIFERIMENTO REFERENCE	DN	D	L	L <sub>1</sub>	E
MM.	IN.						
12	1/2	A672630/120	1/2	31.8	37	42	44
12	1/2	A672630/121	3/4	41.3	37	46	47
16	5/8	A672630/161	3/4	41.3	42	50	58
16	5/8	A672630/162	1"	47.6	42	71	72
20	3/4	A672630/200	3/4	41.3	42	55	58
20	3/4	A672630/201	1"	47.6	42	55	66
25	1"	A672630/250	1"	47.6	46	63	70
25	1"	A672630/251	1" 1/4	54	46	63	74

## A672630

Flangia a 90° SAE 6000 PSI  
90° SAE flange 6000 PSI

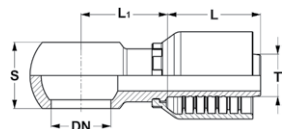


RACCORDI SERIE TL/5

HOSE FITTINGS TYPE TL/5

**A622049**

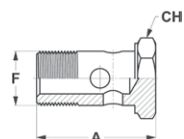
Raccordo ad occhio metrico  
Metric banjo



<b>T</b>		<b>RIFERIMENTO REFERENCE</b>	<b>DN</b>	<b>L</b>	<b>L1</b>	<b>S</b>
<b>MM.</b>	<b>IN.</b>		<small>METRICO METRIC</small>			
5	3/16	<b>A622049/050</b>	10x1	32	18	10
5	3/16	<b>A622049/051</b>	12x1,5	32	18	12
6	1/4	<b>A622049/060</b>	12x1,5	22	23	12
6	1/4	<b>A622049/061</b>	14x1,5	22	25	14
8	5/16	<b>A622049/089</b>	12x1,5	22	23	12
10	3/8	<b>A622049/100</b>	16x1,5	24	27	18
10	3/8	<b>A622049/101</b>	18x1,5	24	29	20
12	1/2	<b>A622049/120</b>	18x1,5	29	29	20
12	1/2	<b>A622049/121</b>	22x1,5	29	33	24
16	5/8	<b>A622049/160</b>	22x1,5	42	34	24
20	3/4	<b>A622049/200</b>	26x1,5	42	39	30
20	3/4	<b>A622049/202</b>	30x1,5	42	43	30
25	1"	<b>A622049/250</b>	30x1,5	46	40	31

**A301119**

Vite forata Metrica  
Metric bolt



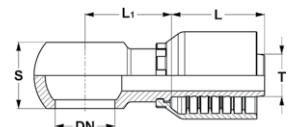
<b>RIFERIMENTO REFERENCE</b>	<b>F</b>	<b>A</b>	<b>CH</b>
<b>A301119/08</b>	M8x1	21	12
<b>A301119/10</b>	M10x1	24	14
<b>A301119/12</b>	M12x1,5	28	17
<b>A301119/14</b>	M14x1,5	32	19
<b>A301119/16</b>	M16x1,5	38	22
<b>A301119/18</b>	M18x1,5	44	24
<b>A301119/20</b>	M20x1,5	45	27
<b>A301119/22</b>	M22x1,5	46	27
<b>A301119/24</b>	M24x1,5	50	30
<b>A301119/26</b>	M26x1,5	56	32



T		RIFERIMENTO REFERENCE	DN	L	L <sub>1</sub>	S
MM.	IN.		GAS CIL.BSP			
5	3/16	A622005/051	1/4	32	20	15
6	1/4	A622005/060	1/4	22	23	15
6	1/4	A622005/061	3/8	22	27	18
8	5/16	A622005/080	3/8	22	27	17
10	3/8	A622005/100	3/8	24	27	17
10	3/8	A622005/101	1/2	24	32	22
12	1/2	A622005/120	1/2	29	32	22
16	5/8	A622005/160	5/8	42	34	25
16	5/8	A622005/161	3/4	42	39	33
20	3/4	A622005/200	3/4	42	39	30
25	1"	A622005/250	1"	46	45	37

### A622005

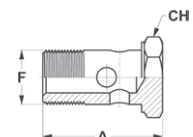
Raccordo ad occhio GAS  
BSP banjo



RIFERIMENTO REFERENCE	F	A	CH
A301108/10	G 1/8 A	24	14
A301108/13	G 1/4 A	32	19
A301108/17	G 3/8 A	38	22
A301108/21	G 1/2 A	46	27
A301108/23	G 5/8 A	50	30
A301108/26	G 3/4 A	56	32
A301108/33	G 1" A	70	41

### A301108

Vite forata Gas  
BSP bolt

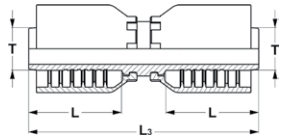


RACCORDI SERIE TL/5

HOSE FITTINGS TYPE TL/5

**A622496**

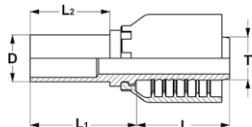
Raccordo giunzione  
Union fitting



T		RIFERIMENTO REFERENCE	DN	L	L3
MM.	IN.				
6	1/4	A622496/060	06	22	62
8	5/16	A622496/080	08	22	62
10	3/8	A622496/100	10	24	67
12	1/2	A622496/120	12	29	78
16	5/8	A622496/160	16	42	105
20	3/4	A622496/200	20	42	105
25	1"	A622496/250	25	46	115

**A622573**

Estremità tubolare metrica  
Metric standpipe



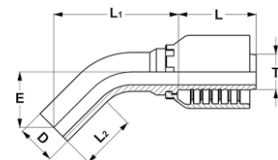
T		RIFERIMENTO REFERENCE	D	L	L1	L2
MM.	IN.					
6	1/4	A622573/060	06	22	30	20
6	1/4	A622573/061	08	22	30	20
6	1/4	A622573/062	10	22	30	20
10	3/8	A622573/100	10	24	30	20
10	3/8	A622573/101	12	24	35	25
12	1/2	A622573/120	12	29	35	25
12	1/2	A622573/121	16	29	40	30
16	5/8	A622573/160	16	42	40	30
16	5/8	A622573/161	20	42	45	35
20	3/4	A622573/200	20	42	45	35
25	1"	A622573/250	28	46	52	40



T		RIFERIMENTO REFERENCE	D	L	L <sub>1</sub>	L <sub>2</sub>	E
MM.	IN.						
6	1/4	A652091/060	06	22	39	20	17
6	1/4	A652091/061	08	22	38	20	18
6	1/4	A652091/062	10	22	47	20	19
10	3/8	A652091/100	10	24	47	20	19
10	3/8	A652091/101	12	24	50	25	23
12	1/2	A652091/120	12	29	54	25	23
12	1/2	A652091/121	16	29	61	30	28
16	5/8	A652091/160	16	42	62	30	30
16	5/8	A652091/161	20	42	66	35	34
20	3/4	A652091/200	20	42	71	35	34
25	1"	A652091/250	28	46	82	40	40

## A652091

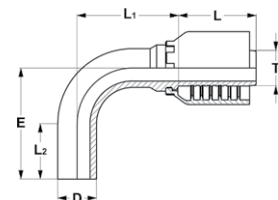
Estremità tubolare metrica a 45°  
45° Metric standpipe



T		RIFERIMENTO REFERENCE	D	L	L <sub>1</sub>	L <sub>2</sub>	E
MM.	IN.						
6	1/4	A672092/060	06	22	28	20	30
6	1/4	A672092/061	08	22	31	20	37
6	1/4	A672092/062	10	22	38	20	38
10	3/8	A672092/100	10	24	36	20	38
10	3/8	A672092/101	12	24	36	25	43
12	1/2	A672092/120	12	29	42	25	43
12	1/2	A672092/121	16	29	42	30	52
16	5/8	A672092/160	16	42	50	30	60
16	5/8	A672092/161	20	42	50	35	65
20	3/4	A672092/200	20	42	55	35	65
25	1"	A672092/250	28	46	63	40	76

## A672092

Estremità tubolare metrica a 90°  
90° Metric standpipe

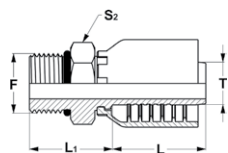


RACCORDI SERIE TL/5

HOSE FITTINGS TYPE TL/5

# A622946

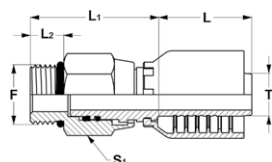
Maschio SAE con o-ring  
SAE o-ring male



T		RIFERIMENTO REFERENCE	F	L	L1	S2
MM.	IN.		UNF-UN			
6	1/4	A622946/060	7/16-20	22	25	14
6	1/4	A622946/061	1/2-20	22	25	17
6	1/4	A622946/062	9/16-18	22	27	19
8	5/16	A622946/081	9/16-18	22	27	19
10	3/8	A622946/100	9/16-18	24	27	19
10	3/8	A622946/101	3/4-16	24	31	22
12	1/2	A622946/120	3/4-16	29	31	22
12	1/2	A622946/121	7/8-14	29	35	27
16	5/8	A622946/160	7/8-14	42	35	27
16	5/8	A622946/161	1" 1/16-12	42	38	32
20	3/4	A622946/200	1" 1/16-12	42	38	32
20	3/4	A622946/202	1" 5/16-12	42	38	38
25	1"	A622946/250	1" 5/16-12	46	39	38

# A622093

Maschio SAE girevole con o-ring  
SAE swivel male o-ring boss



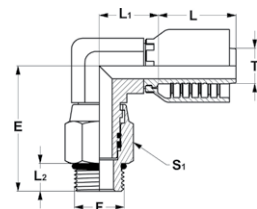
T		RIFERIMENTO REFERENCE	F	L	L1	L2	S1
MM.	IN.		UNF-UN				
6	1/4	A622093/060	7/16-20	22	40	9	17
6	1/4	A622093/062	9/16-18	22	41	10	22
10	3/8	A622093/100	9/16-18	24	43	10	22
10	3/8	A622093/101	3/4-16	24	44	11	22
12	1/2	A622093/120	3/4-16	29	45	11	22
12	1/2	A622093/121	7/8-14	29	47	13	27
12	1/2	A622093/122	1" 1/16-12	37	50	15	32
16	5/8	A622093/160	7/8-14	42	47	13	27
20	3/4	A622093/200	1" 1/16-12	42	50	15	32



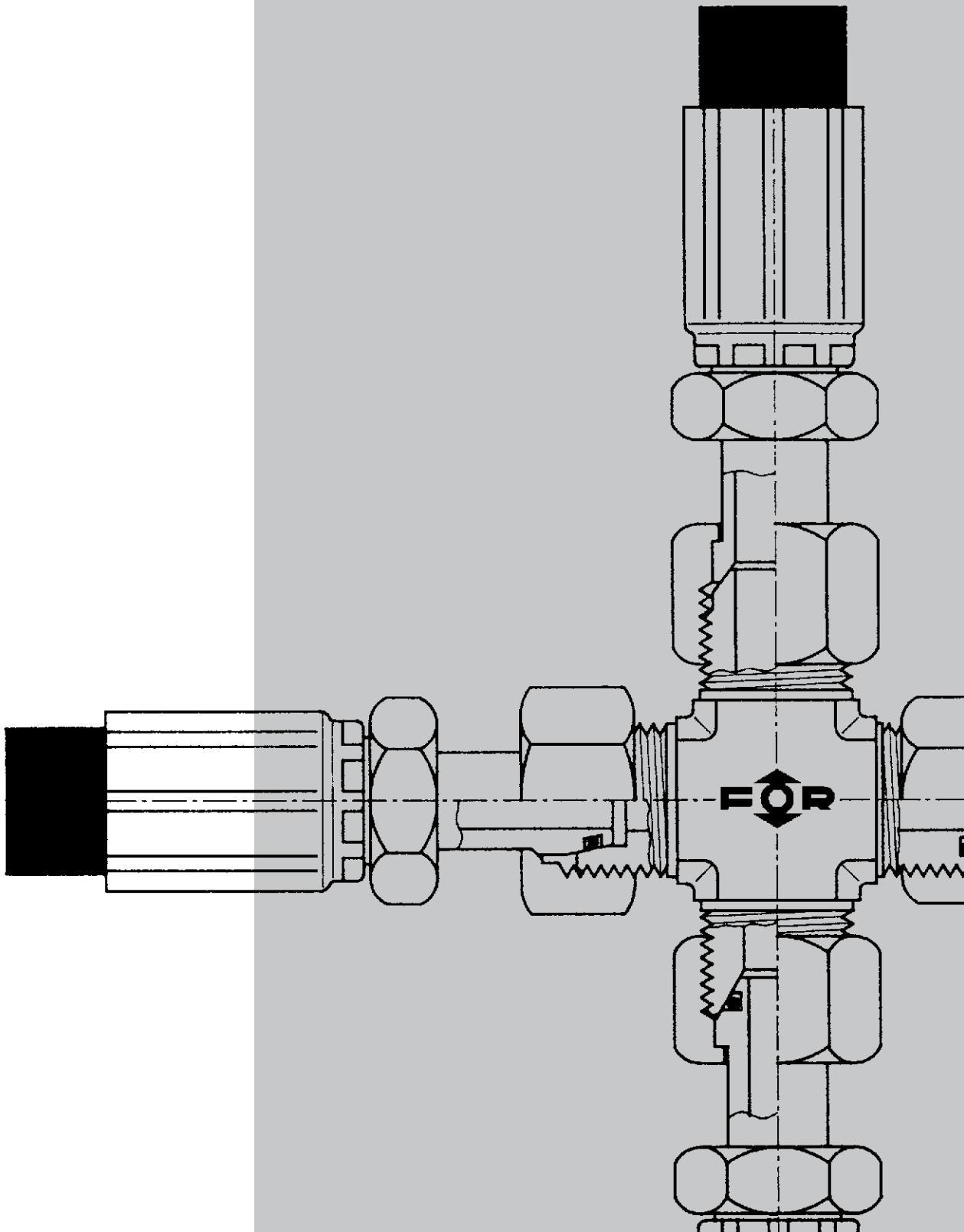


# A672333

Maschio SAE girevole a 90°  
con o-ring  
90° SAE swivel male o-ring boss

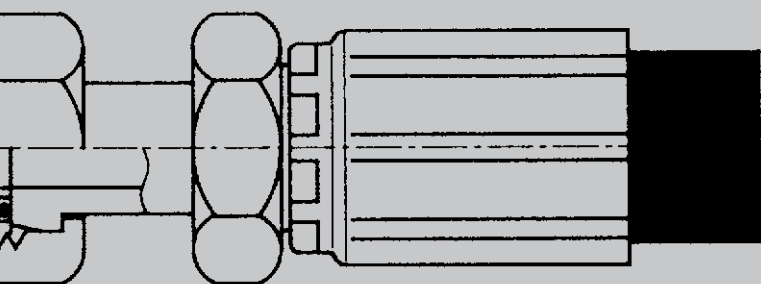


T		RIFERIMENTO REFERENCE	F	L	L <sub>1</sub>	E	L <sub>2</sub>	S <sub>1</sub>
MM.	IN.		UNF-UN					
10	3/8	A672333/100	9/16-18	24	20	45	10	22
10	3/8	A672333/101	3/4-16	24	20	50	11	22
12	1/2	A672333/120	3/4-16	29	25	50	11	22
12	1/2	A672333/121	7/8-14	29	25	55	13	27
16	5/8	A672333/160	7/8-14	42	30	60	13	27
20	3/4	A672333/200	1" 1/16-12	42	30	65	15	32



6° PARTE / PART 6

RACCORDI SERIE TL/104  
HOSE FITTINGS TYPE TL/104

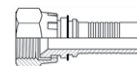


## INDICE FIGURATIVO SERIE TL/104

## VISUAL INDEX TL/104 SERIES

**225 FA602002**

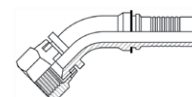
Femmina girevole JIC cono 37°  
*JIC female swivel cone 37°*

**225 FA602486**

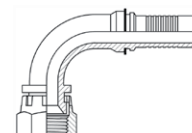
Femmina girevole JIC cono 37°  
con controdado di fermo  
*JIC female swivel cone 37°  
with counter nut*

**226 FA602013**

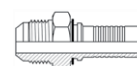
Femmina girevole a 45° JIC cono 37°  
*45° JIC female swivel cone 37°*

**226 FA602024**

Femmina girevole a 90° JIC cono 37°  
*90° JIC female swivel cone 37°*

**227 FA602035**

Maschio JIC cono 37°  
*JIC male cone 37°*

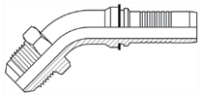




INDICE FIGURATIVO SERIE TL/104  
VISUAL INDEX TL/104 SERIES

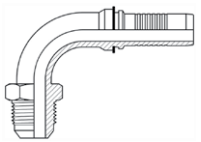
**227 FA602673**

Maschio a 45° JIC cono 37°  
45° JIC male cone 37°



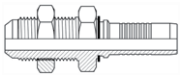
**228 FA602727**

Maschio a 90° JIC cono 37°  
90° JIC male cone 37°



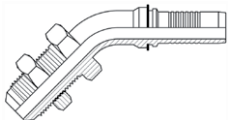
**228 FA602529**

Passaparete maschio JIC cono 37°  
JIC bulkhead male cone 37°



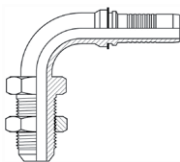
**229 FA602574**

Passaparete maschio a 45° JIC  
cono 37°  
45° JIC bulkhead male cone 37°



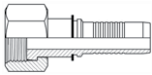
**229 FA602628**

Passaparete maschio a 90° JIC  
cono 37°  
90° JIC bulkhead male cone 37°



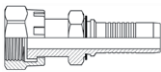
**230 FA602046**

Femmina girevole ORFS  
ORFS female swivel



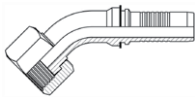
**230 FA602475**

Femmina girevole ORFS  
con controdado di fermo  
ORFS female swivel with counternut



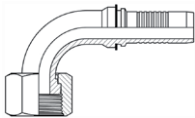
**231 FA602057**

Femmina girevole a 45° ORFS  
45° ORFS female swivel



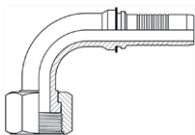
**231 FA602068**

Femmina girevole a 90° ORFS corta  
90° ORFS female swivel short drop



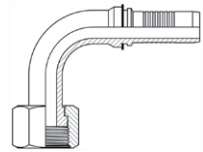
**232 FA602094**

Femmina girevole a 90° ORFS media  
90° ORFS female swivel medium drop



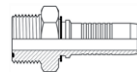
**232 FA602105**

Femmina girevole a 90° ORFS lunga  
90° ORFS female swivel long drop



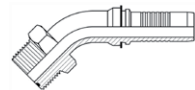
**233 FA602398**

Maschio ORFS  
ORFS male



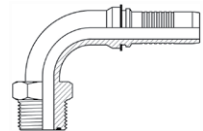
**233 FA602684**

Maschio a 45° ORFS  
45° ORFS male



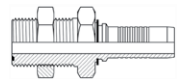
**234 FA602738**

Maschio a 90° ORFS  
90° ORFS male



**234 FA602530**

Passaparete maschio ORFS  
ORFS bulkhead male

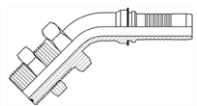


# INDICE FIGURATIVO SERIE TL/104

## VISUAL INDEX TL/104 SERIES

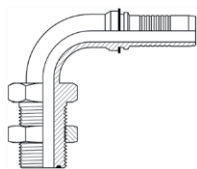
### 235 FA602585

Passaparete maschio a 45° ORFS  
45° ORFS bulkhead male



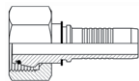
### 235 FA602639

Passaparete maschio a 90° ORFS  
90° ORFS bulkhead male



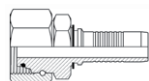
### 236 FA602233

Femmina metrica DKO girevole  
DIN serie L  
Swivel DKO female DIN L series



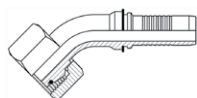
### 236 FA602497

Femmina metrica DKO girevole DIN  
serie L con controdado di fermo  
Swivel DKO female DIN L series with  
counternut



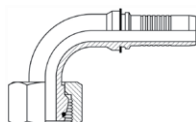
### 237 FA602255

Femmina metrica DKO girevole a 45°  
DIN serie L  
45° swivel DKO female DIN L series



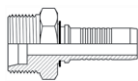
### 237 FA602277

Femmina metrica DKO girevole a 90°  
DIN serie L  
90° swivel DKO female DIN L series



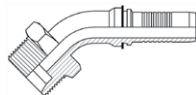
### 238 FA602211

Maschio DIN serie L  
Male DIN L series



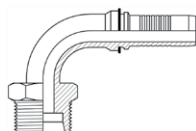
### 238 FA602695

Maschio a 45° DIN serie L  
45° Metric male DIN L series



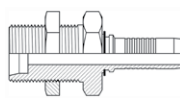
### 239 FA602749

Maschio a 90° DIN serie L  
90° male DIN L series



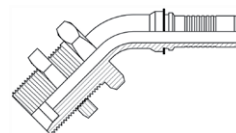
### 239 FA602541

Passaparete maschio DIN serie L  
Bulkhead male DIN L series



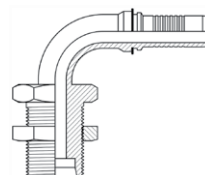
### 240 FA602596

Passaparete maschio a 45° DIN  
serie L  
45° Bulkhead male DIN L series



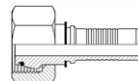
### 240 FA602640

Passaparete maschio a 90° DIN  
serie L  
90° Bulkhead male DIN L series



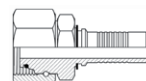
### 241 FA602244

Femmina metrica DKO girevole DIN  
serie S  
Swivel DKO female DIN S series



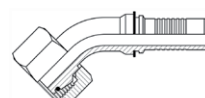
### 241 FA602507

Femmina metrica DKO girevole DIN  
serie S con controdado di fermo  
Swivel DKO female DIN S series with  
counternut



### 242 FA602266

Femmina metrica DKO girevole a 45°  
DIN serie S  
45° swivel DKO female DIN S series



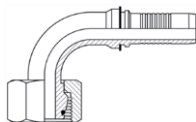


# INDICE FIGURATIVO SERIE TL/104

## VISUAL INDEX TL/104 SERIES

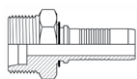
### 242 FA602288

Femmina metrica DKO girevole a 90°  
DIN serie S  
*90° swivel DKO female DIN S series*



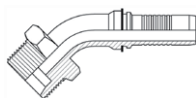
### 243 FA602222

Maschio DIN serie S  
*Male DIN S series*



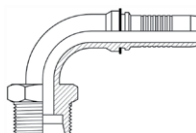
### 243 FA602705

Maschio a 45° DIN serie S  
*45° Metric male DIN S series*



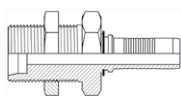
### 244 FA602750

Maschio a 90° DIN serie S  
*90° male DIN S series*



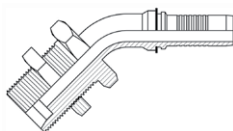
### 244 FA602552

Passaparete maschio DIN serie S  
*Bulkhead male DIN S series*



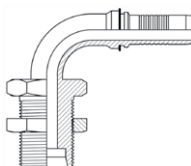
### 245 FA602606

Passaparete maschio a 45° DIN  
serie S  
*45° Bulkhead male DIN S series*



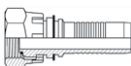
### 245 FA602651

Passaparete maschio a 90° DIN  
serie S  
*90° Bulkhead male DIN S series*



### 246 FA602079

Femmina girevole BSP cono 60°  
*BSP female swivel cone 60°*



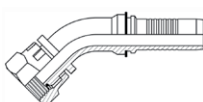
### 246 FA602518

Femmina girevole BSP cono 60°  
con controdado di fermo  
*BSP female swivel cone 60°  
with counternut*



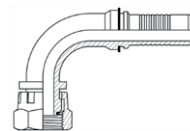
### 247 FA602080

Femmina girevole a 45° BSP  
cono 60°  
*45° BSP female swivel cone 60°*



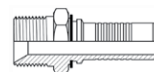
### 247 FA602091

Femmina girevole a 90° BSP  
cono 60°  
*90° BSP female swivel cone 60°*



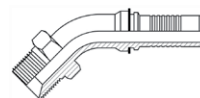
### 248 FA602101

Maschio BSP cono 60°  
*BSP male cone 60°*



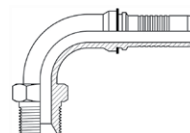
### 248 FA602716

Maschio a 45° BSP cono 60°  
*45° BSP male cone 60°*



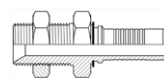
### 249 FA602761

Maschio a 90° BSP cono 60°  
*90° BSP male cone 60°*



### 249 FA602563

Passaparete maschio BSP cono 60°  
*BSP bulkhead male cone 60°*

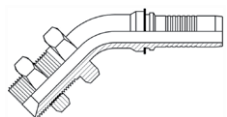


# INDICE FIGURATIVO SERIE TL/104

## VISUAL INDEX TL/104 SERIES

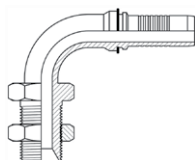
### 250 FA602617

Passaparete maschio a 45° BSP  
cono 60°  
*45° BSP bulkhead male cone 60°*



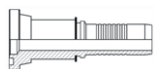
### 250 FA602662

Passaparete maschio a 90° BSP  
cono 60°  
*90° BSP bulkhead male cone 60°*



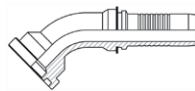
### 251 FA602299

Flangia diritta SAE 3000 PSI  
*Straight SAE flange 3000 PSI*



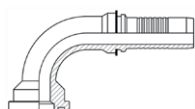
### 251 FA602310

Flangia a 45° SAE 3000 PSI  
*45° SAE flange 3000 PSI*



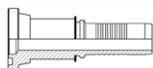
### 252 FA602332

Flangia a 90° SAE 3000 PSI  
*90° SAE flange 3000 PSI*



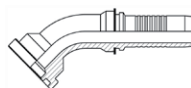
### 252 FA602309

Flangia diritta SAE 6000 PSI  
*Straight SAE flange 6000 PSI*



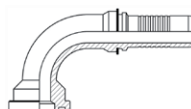
### 253 FA602321

Flangia a 45° SAE 6000 PSI  
*45° SAE flange 6000 PSI*



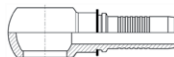
### 253 FA602343

Flangia a 90° SAE 6000 PSI  
*90° SAE flange 6000 PSI*



### 254 FA602376

Raccordo ad occhio metrico  
*Metric banjo*



### 254 A301119

Vite forata Metrica  
*Metric bolt*



### 255 FA602354

Raccordo ad occhio GAS  
*BSP banjo*



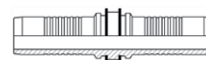
### 255 A301108

Vite forata Gas  
*BSP bolt*



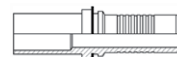
### 256 FA602006

Raccordo giunzione  
*Union fitting*



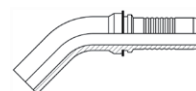
### 256 FA602017

Estremità tubolare metrica  
*Metric standpipe*



### 257 FA602028

Estremità tubolare metrica a 45°  
*45° Metric standpipe*

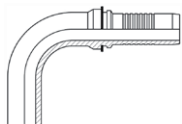






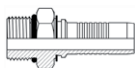
## 257 FA602039

Estremità tubolare metrica a 90°  
90° Metric standpipe



## 258 FA602050

Maschio SAE con o-ring  
SAE o-ring male



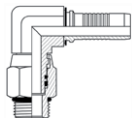
## 258 FA602061

Maschio SAE girevole con o-ring  
SAE swivel male o-ring boss



## 259 FA602072

Maschio SAE girevole a 90°  
con o-ring  
90° SAE swivel male o-ring boss



## 259 A612136

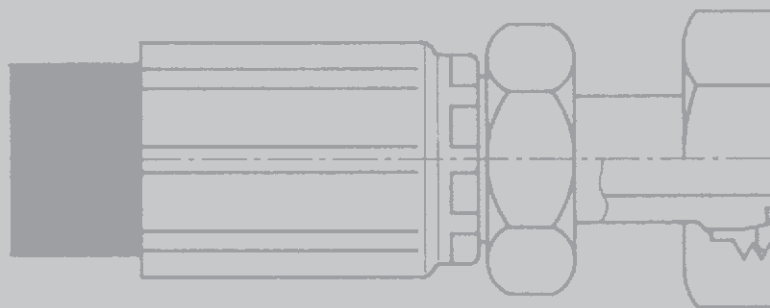
Boccola per tubo 1SN - 2SN  
Ferrule for hoses 1SN - 2SN



## 260 A612125

Boccola per tubi 1SC-2SC-R16-R17  
Ferrule for hoses 1SC-2SC-R16-R17



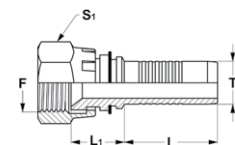




T		RIFERIMENTO REFERENCE	F	L	L <sub>1</sub>	S <sub>1</sub>
MM.	IN.		UNF-UN			
6	1/4	FA602002/060	7/16-20	33	18	14
6	1/4	FA602002/061	1/2-20	33	17	16
6	1/4	FA602002/062	9/16-18	33	19	17
8	5/16	FA602002/081	9/16-18	33	22	17
10	3/8	FA602002/100	9/16-18	33	22	17
10	3/8	FA602002/101	3/4-16	33	19	22
12	1/2	FA602002/120	3/4-16	37	21	22
12	1/2	FA602002/121	7/8-14	37	21	27
16	5/8	FA602002/160	7/8-14	42	24	27
16	5/8	FA602002/161	1" 1/16-12	42	23	32
20	3/4	FA602002/200	1" 1/16-12	42	24	32
20	3/4	FA602002/202	1" 5/16-12	42	25	38
25	1"	FA602002/250	1" 5/16-12	46	26	38
25	1"	FA602002/251	1" 5/8-12	46	28	50
32	1" 1/4	FA602002/320	1" 5/8-12	60	31	50
40	1" 1/2	FA602002/400	1" 7/8-12	60	35	57

## FA602002

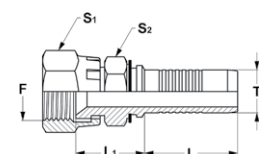
Femmina girevole JIC con 37°  
JIC female swivel cone 37°



T		RIFERIMENTO REFERENCE	F	L	L <sub>1</sub>	S <sub>1</sub>	S <sub>2</sub>
MM.	IN.		UNF-UN				
6	1/4	FA602486/060	7/16-20	33	22	14	14
6	1/4	FA602486/061	1/2-20	33	23	16	14
6	1/4	FA602486/062	9/16-18	33	24	17	14
8	5/16	FA602486/081	9/16-18	33	27	17	14
10	3/8	FA602486/100	9/16-18	33	25	17	14
10	3/8	FA602486/101	3/4-16	33	26	22	19
12	1/2	FA602486/120	3/4-16	37	27	22	19
12	1/2	FA602486/121	7/8-14	37	28	27	22
16	5/8	FA602486/160	7/8-14	42	28	27	22
16	5/8	FA602486/161	1" 1/16-12	42	30	32	27
20	3/4	FA602486/200	1" 1/16-12	42	31	32	27
20	3/4	FA602486/202	1" 5/16-12	42	33	38	32
25	1"	FA602486/250	1" 5/16-12	46	34	38	32
25	1"	FA602486/251	1" 5/8-12	46	37	50	41
32	1" 1/4	FA602486/320	1" 5/8-12	60	40	50	41
40	1" 1/2	FA602486/400	1" 7/8-12	60	42	57	46

## FA602486

Femmina girevole JIC con 37° con  
controdado di fermo  
JIC female swivel cone 37° with  
counternut

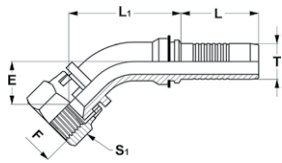


RACCORDI SERIE TL/104

HOSE FITTINGS TYPE TL/104

**FA602013**

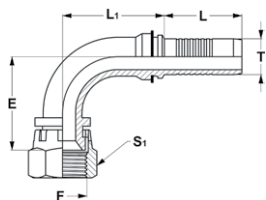
Femmina girevole a 45° JIC  
cono 37°  
45° JIC female swivel cone 37°



T		RIFERIMENTO REFERENCE	F	L	L1	E	S1
MM.	IN.		UNF-UN				
6	1/4	FA602013/060	7/16-20	33	34	14	14
6	1/4	FA602013/061	1/2-20	33	36	14	16
6	1/4	FA602013/062	9/16-18	33	36	15	17
8	5/16	FA602013/081	9/16-18	33	44	21	17
10	3/8	FA602013/100	9/16-18	33	42	17	17
10	3/8	FA602013/101	3/4-16	33	41	15	22
12	1/2	FA602013/120	3/4-16	37	48	19	22
12	1/2	FA602013/121	7/8-14	37	53	20	27
16	5/8	FA602013/160	7/8-14	42	60	22	27
16	5/8	FA602013/161	1" 1/16-12	42	64	24	32
20	3/4	FA602013/200	1" 1/16-12	42	61	23	32
20	3/4	FA602013/202	1" 5/16-12	42	75	28	38
25	1"	FA602013/250	1" 5/16-12	46	69	28	38
25	1"	FA602013/251	1" 5/8-12	46	83	32	50
32	1" 1/4	FA602013/320	1" 5/8-12	60	97	37	50
40	1" 1/2	FA602013/400	1" 7/8-12	60	121	49	57

**FA602024**

Femmina girevole a 90° JIC  
cono 37°  
90° JIC female swivel cone 37°



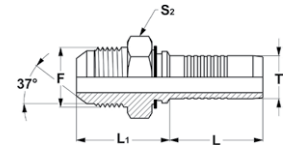
T		RIFERIMENTO REFERENCE	F	L	L1	E	S1
MM.	IN.		UNF-UN				
6	1/4	FA602024/060	7/16-20	33	28	27	14
6	1/4	FA602024/061	1/2-20	33	33	28	16
6	1/4	FA602024/062	9/16-18	33	29	29	17
8	5/16	FA602024/081	9/16-18	33	34	35	17
10	3/8	FA602024/100	9/16-18	33	36	35	17
10	3/8	FA602024/101	3/4-16	33	38	32	22
12	1/2	FA602024/120	3/4-16	37	42	40	22
12	1/2	FA602024/121	7/8-14	37	46	41	27
16	5/8	FA602024/160	7/8-14	42	50	50	27
16	5/8	FA602024/161	1" 1/16-12	42	50	47	32
20	3/4	FA602024/200	1" 1/16-12	42	55	51	32
20	3/4	FA602024/202	1" 5/16-12	42	71	63	38
25	1"	FA602024/250	1" 5/16-12	46	63	60	38
25	1"	FA602024/251	1" 5/8-12	46	63	57	50
32	1" 1/4	FA602024/320	1" 5/8-12	60	90	81	50
40	1" 1/2	FA602024/400	1" 7/8-12	60	104	100	57



<b>T</b>		<b>RIFERIMENTO REFERENCE</b>	<b>F</b>	<b>L</b>	<b>L<sub>1</sub></b>	<b>S<sub>2</sub></b>
<b>MM.</b>	<b>IN.</b>		<b>UNF-UN</b>			
6	1/4	FA602035/060	7/16-20	33	29	12
6	1/4	FA602035/061	1/2-20	33	29	14
6	1/4	FA602035/062	9/16-18	33	30	17
8	5/16	FA602035/081	9/16-18	33	30	17
10	3/8	FA602035/100	9/16-18	33	30	17
10	3/8	FA602035/101	3/4-16	33	34	22
12	1/2	FA602035/120	3/4-16	37	34	22
12	1/2	FA602035/121	7/8-14	37	39	24
16	5/8	FA602035/160	7/8-14	42	39	24
16	5/8	FA602035/161	1" 1/16-12	42	42	30
20	3/4	FA602035/200	1" 1/16-12	42	42	30
20	3/4	FA602035/202	1" 5/16-12	42	43	36
25	1"	FA602035/250	1" 5/16-12	46	44	36
25	1"	FA602035/251	1" 5/8-12	46	47	46
32	1" 1/4	FA602035/320	1" 5/8-12	60	50	46
40	1" 1/2	FA602035/400	1" 7/8-12	60	53	50

### FA602035

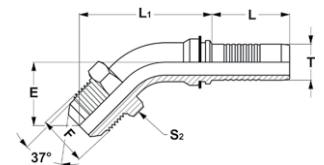
Maschio JIC con 37°  
JIC male cone 37°



<b>T</b>		<b>RIFERIMENTO REFERENCE</b>	<b>F</b>	<b>L</b>	<b>L<sub>1</sub></b>	<b>E</b>	<b>S<sub>2</sub></b>
<b>MM.</b>	<b>IN.</b>		<b>UNF-UN</b>				
6	1/4	FA602673/060	7/16-20	33	41	21	12
6	1/4	FA602673/061	1/2-20	33	42	22	14
6	1/4	FA602673/062	9/16-18	33	42	22	17
8	5/16	FA602673/081	9/16-18	33	45	23	17
10	3/8	FA602673/100	9/16-18	33	49	24	17
10	3/8	FA602673/101	3/4-16	33	52	26	22
12	1/2	FA602673/120	3/4-16	37	57	28	22
12	1/2	FA602673/121	7/8-14	37	61	32	24
16	5/8	FA602673/160	7/8-14	42	70	32	24
16	5/8	FA602673/161	1" 1/16-12	42	69	36	30
20	3/4	FA602673/200	1" 1/16-12	42	74	36	30
20	3/4	FA602673/202	1" 5/16-12	42	75	37	36
25	1"	FA602673/250	1" 5/16-12	46	93	41	36
25	1"	FA602673/251	1" 5/8-12	46	96	44	42
32	1" 1/4	FA602673/320	1" 5/8-12	60	106	46	46
40	1" 1/2	FA602673/400	1" 7/8-12	60	130	58	50

### FA602673

Maschio a 45° JIC con 37°  
45° JIC male cone 37°

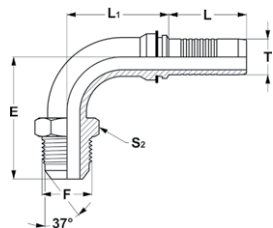


RACCORDI SERIE TL/104

HOSE FITTINGS TYPE TL/104

**FA602727**

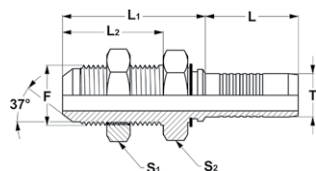
Maschio a 90° JIC cono 37°  
90° JIC male cone 37°



T		RIFERIMENTO REFERENCE	F	L	L1	E	S2
MM.	IN.		UNF-UN				
6	1/4	FA602727/060	7/16-20	33	28	39	12
6	1/4	FA602727/061	1/2-20	33	28	39	14
6	1/4	FA602727/062	9/16-18	33	28	40	17
8	5/16	FA602727/081	9/16-18	33	34	44	17
10	3/8	FA602727/100	9/16-18	33	36	44	17
10	3/8	FA602727/101	3/4-16	33	36	48	22
12	1/2	FA602727/120	3/4-16	37	42	52	22
12	1/2	FA602727/121	7/8-14	37	42	57	24
16	5/8	FA602727/160	7/8-14	42	50	65	24
16	5/8	FA602727/161	1" 1/16-12	42	50	68	30
20	3/4	FA602727/200	1" 1/16-12	42	55	68	30
20	3/4	FA602727/202	1" 5/16-12	42	55	69	36
25	1"	FA602727/250	1" 5/16-12	46	63	78	36
25	1"	FA602727/251	1" 5/8-12	46	63	80	42
32	1" 1/4	FA602727/320	1" 5/8-12	60	90	94	46
40	1" 1/2	FA602727/400	1" 7/8-12	60	104	114	50

**FA602529**

Passaparete maschio JIC cono 37°  
JIC bulkhead male cone 37°



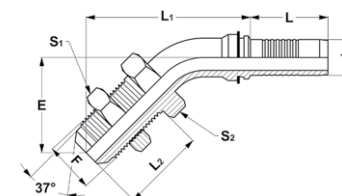
T		RIFERIMENTO REFERENCE	F	L	L1	L2	S1	S2
MM.	IN.		UNF-UN					
6	1/4	FA602529/060	7/16-20	33	45	32	17	18
6	1/4	FA602529/061	1/2-20	33	47	32	19	19
6	1/4	FA602529/062	9/16-18	33	48	34	21	21
8	5/16	FA602529/081	9/16-18	33	49	34	21	21
10	3/8	FA602529/100	9/16-18	33	49	34	21	21
10	3/8	FA602529/101	3/4-16	33	52	38	27	27
12	1/2	FA602529/120	3/4-16	37	52	38	27	27
12	1/2	FA602529/121	7/8-14	37	57	41	30	30
16	5/8	FA602529/160	7/8-14	42	58	41	30	30
16	5/8	FA602529/161	1" 1/16-12	42	58	45	35	35
20	3/4	FA602529/200	1" 1/16-12	42	64	45	35	35
20	3/4	FA602529/202	1" 5/16-12	42	65	45	41	41
25	1"	FA602529/250	1" 5/16-12	46	66	45	41	41
25	1"	FA602529/251	1" 5/8-12	46	68	47	46	46
32	1" 1/4	FA602529/320	1" 5/8-12	60	70	47	46	46
40	1" 1/2	FA602529/400	1" 7/8-12	60	70	47	55	55



T		RIFERIMENTO REFERENCE	F UNF-UN	L	L <sub>1</sub>	L <sub>2</sub>	E	S <sub>1</sub>	S <sub>2</sub>
MM.	IN.								
6	1/4	FA602574/060	7/16-20	33	54	32	34	17	18
6	1/4	FA602574/061	1/2-20	33	54	32	34	19	19
6	1/4	FA602574/062	9/16-18	33	53	34	33	21	21
8	5/16	FA602574/081	9/16-18	33	62	34	39	21	21
10	3/8	FA602574/100	9/16-18	33	64	34	39	21	21
10	3/8	FA602574/101	3/4-16	33	65	38	40	24	27
12	1/2	FA602574/120	3/4-16	37	70	38	41	27	27
12	1/2	FA602574/121	7/8-14	37	73	41	44	30	30
16	5/8	FA602574/160	7/8-14	42	79	41	46	30	30
16	5/8	FA602574/161	1" 1/16-12	42	84	45	51	35	35
20	3/4	FA602574/200	1" 1/16-12	42	89	45	51	35	35
20	3/4	FA602574/202	1" 5/16-12	42	89	45	51	41	41
25	1"	FA602574/250	1" 5/16-12	46	97	45	55	41	41
25	1"	FA602574/251	1" 5/8-12	46	98	47	57	46	46
32	1" 1/4	FA602574/320	1" 5/8-12	60	121	47	61	46	46
40	1" 1/2	FA602574/400	1" 7/8-12	60	143	47	71	55	55

## FA602574

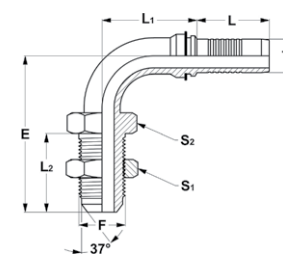
Passaparete maschio a 45° JIC  
cono 37°  
45° JIC bulkhead male cone 37°



T		RIFERIMENTO REFERENCE	F UNF-UN	L	L <sub>1</sub>	L <sub>2</sub>	E	S <sub>1</sub>	S <sub>2</sub>
MM.	IN.								
6	1/4	FA602628/060	7/16-20	33	28	32	56	17	18
6	1/4	FA602628/061	1/2-20	33	28	32	56	19	19
6	1/4	FA602628/062	9/16-18	33	28	34	55	21	21
8	5/16	FA602628/081	9/16-18	33	34	34	65	21	21
10	3/8	FA602628/100	9/16-18	33	36	34	65	21	21
10	3/8	FA602628/101	3/4-16	33	36	38	67	24	27
12	1/2	FA602628/120	3/4-16	37	42	38	71	27	27
12	1/2	FA602628/121	7/8-14	37	42	41	75	30	30
16	5/8	FA602628/160	7/8-14	42	50	41	83	30	30
16	5/8	FA602628/161	1" 1/16-12	42	50	45	90	35	35
20	3/4	FA602628/200	1" 1/16-12	42	55	45	90	35	35
20	3/4	FA602628/202	1" 5/16-12	42	55	45	90	41	41
25	1"	FA602628/250	1" 5/16-12	46	63	45	99	41	41
25	1"	FA602628/251	1" 5/8-12	46	63	47	101	46	46
32	1" 1/4	FA602628/320	1" 5/8-12	60	90	47	115	46	46
40	1" 1/2	FA602628/400	1" 7/8-12	60	104	47	132	55	55

## FA602628

Passaparete maschio a 90° JIC  
cono 37°  
90° JIC bulkhead male cone 37°

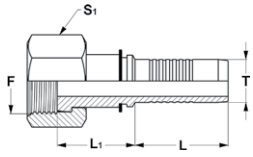


RACCORDI SERIE TL/104

HOSE FITTINGS TYPE TL/104

**FA602046**

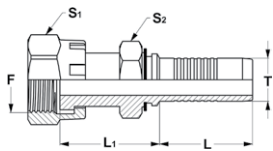
Femmina girevole ORFS  
ORFS female swivel



T		RIFERIMENTO REFERENCE	F	L	L <sub>1</sub>	S <sub>1</sub>
MM.	IN.		UNF-UN			
6	1/4	FA602046/060	9/16-18	33	24	19
6	1/4	FA602046/061	11/16-16	33	25	22
6	1/4	FA602046/062	13/16-16	33	30	24
10	3/8	FA602046/100	11/16-16	33	25	22
10	3/8	FA602046/101	13/16-16	33	29	24
10	3/8	FA602046/102	1"-14	33	32	30
12	1/2	FA602046/120	13/16-16	37	30	24
12	1/2	FA602046/121	1"-14	37	32	30
16	5/8	FA602046/160	1"-14	42	32	30
16	5/8	FA602046/161	1"3/16-12	42	35	36
20	3/4	FA602046/200	1"3/16-12	42	35	36
20	3/4	FA602046/201	1"7/16-12	42	37	41
25	1"	FA602046/250	1"7/16-12	46	36	41
25	1"	FA602046/251	1"11/16-12	46	37	50
32	1"1/4	FA602046/320	1"11/16-12	60	40	50
40	1"1/2	FA602046/400	2"-12	60	40	57

**FA602475**

Femmina girevole ORFS con  
controdado di fermo  
ORFS female swivel with  
counternut



T		RIFERIMENTO REFERENCE	F	L	L <sub>1</sub>	S <sub>1</sub>	S <sub>2</sub>
MM.	IN.		UNF-UN				
6	1/4	FA602475/060	9/16-18	33	30	19	14
6	1/4	FA602475/061	11/16-16	33	34	22	17
6	1/4	FA602475/062	13/16-16	33	37	24	19
10	3/8	FA602475/100	11/16-16	33	35	22	17
10	3/8	FA602475/101	13/16-16	33	37	24	19
10	3/8	FA602475/102	1"-14	33	41	30	24
12	1/2	FA602475/120	13/16-16	37	38	24	19
12	1/2	FA602475/121	1"-14	37	40	30	24
16	5/8	FA602475/160	1"-14	42	40	30	24
16	5/8	FA602475/161	1"3/16-12	42	45	36	30
20	3/4	FA602475/200	1"3/16-12	42	45	36	30
20	3/4	FA602475/201	1"7/16-12	42	48	41	36
25	1"	FA602475/250	1"7/16-12	46	48	41	36
25	1"	FA602475/251	1"11/16-12	46	49	50	41
32	1"1/4	FA602475/320	1"11/16-12	60	52	50	41
40	1"1/2	FA602475/400	2"-12	60	52	57	48

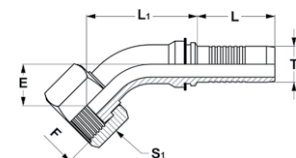




T		RIFERIMENTO REFERENCE	F	L	L <sub>1</sub>	E	S <sub>1</sub>
MM.	IN.		UNF-UN				
6	1/4	FA602057/060	9/16-18	33	31	11	19
6	1/4	FA602057/061	11/16-16	33	32	12	22
6	1/4	FA602057/062	13/16-16	33	37	16	24
10	3/8	FA602057/100	11/16-16	33	42	16	22
10	3/8	FA602057/101	13/16-16	33	45	19	24
10	3/8	FA602057/102	1"-14	33	45	19	30
12	1/2	FA602057/120	13/16-16	37	47	17	24
12	1/2	FA602057/121	1"-14	37	49	20	30
16	5/8	FA602057/160	1"-14	42	58	21	30
16	5/8	FA602057/161	1" 3/16-12	42	62	24	36
20	3/4	FA602057/200	1" 3/16-12	42	60	22	36
20	3/4	FA602057/201	1" 7/16-12	42	61	23	41
25	1"	FA602057/250	1" 7/16-12	46	71	29	41
25	1"	FA602057/251	1" 11/16-12	46	81	29	50
32	1" 1/4	FA602057/320	1" 11/16-12	60	90	29	50
40	1" 1/2	FA602057/400	2"-12	60	113	40	57

## FA602057

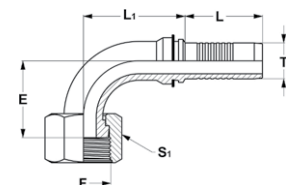
Femmina girevole a 45° ORFS  
45° ORFS female swivel



T		RIFERIMENTO REFERENCE	F	L	L <sub>1</sub>	E	S <sub>1</sub>
MM.	IN.		UNF-UN				
6	1/4	FA602068/060	9/16-18	33	28	22	19
6	1/4	FA602068/061	11/16-16	33	28	23	22
6	1/4	FA602068/062	13/16-16	33	28	31	24
10	3/8	FA602068/100	11/16-16	33	36	23	22
10	3/8	FA602068/101	13/16-16	33	36	30	24
10	3/8	FA602068/102	1"-14	33	36	38	30
12	1/2	FA602068/120	13/16-16	37	42	31	24
12	1/2	FA602068/121	1"-14	37	42	33	30
16	5/8	FA602068/160	1"-14	42	50	31	30
16	5/8	FA602068/161	1" 3/16-12	42	55	49	36
20	3/4	FA602068/200	1" 3/16-12	42	55	49	36
20	3/4	FA602068/201	1" 7/16-12	42	55	57	41
25	1"	FA602068/250	1" 7/16-12	46	63	57	41
25	1"	FA602068/251	1" 11/16-12	46	78	68	50
32	1" 1/4	FA602068/320	1" 11/16-12	60	90	71	50
40	1" 1/2	FA602068/400	2"-12	60	104	89	57

## FA602068

Femmina girevole a 90° ORFS corta  
90° ORFS female swivel short drop

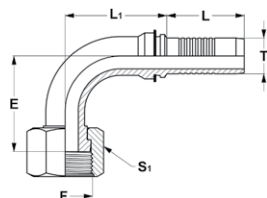


RACCORDI SERIE TL/104

HOSE FITTINGS TYPE TL/104

# FA602094

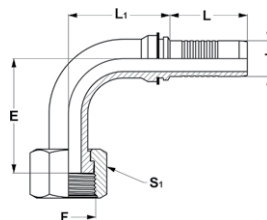
Femmina girevole a 90° ORFS media  
*90° ORFS female swivel medium drop*



T		RIFERIMENTO REFERENCE	F	L	L1	E	S1
MM.	IN.		UNF-UN				
6	1/4	FA602094/060	9/16-18	33	28	32	19
6	1/4	FA602094/061	11/16-16	33	28	38	22
10	3/8	FA602094/100	11/16-16	33	36	38	22
10	3/8	FA602094/101	13/16-16	33	36	41	24
12	1/2	FA602094/120	13/16-16	37	42	41	24
12	1/2	FA602094/121	1"-14	37	42	52	30
16	5/8	FA602094/160	1"-14	42	50	47	30
16	5/8	FA602094/161	1"3/16-12	42	55	49	36
20	3/4	FA602094/200	1"3/16-12	42	55	61	36
20	3/4	FA602094/201	1"7/16-12	42	55	70	41
25	1"	FA602094/250	1"7/16-12	46	63	71	41
32	1"1/4	FA602094/320	1"11/16-12	60	90	78	50
40	1"1/2	FA602094/400	2"-12	60	104	89	57

# FA602105

Femmina girevole a 90° ORFS lunga  
*90° ORFS female swivel long drop*

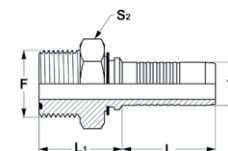


T		RIFERIMENTO REFERENCE	F	L	L1	E	S1
MM.	IN.		UNF-UN				
6	1/4	FA602105/060	9/16-18	33	28	46	19
6	1/4	FA602105/061	11/16-16	33	28	54	22
10	3/8	FA602105/100	11/16-16	33	36	54	22
10	3/8	FA602105/101	13/16-16	33	36	64	24
12	1/2	FA602105/120	13/16-16	37	42	65	24
12	1/2	FA602105/121	1"-14	37	42	70	30
16	5/8	FA602105/160	1"-14	42	50	70	30
20	3/4	FA602105/200	1"3/16-12	42	55	98	36
25	1"	FA602105/250	1"7/16-12	46	63	115	41
32	1"1/4	FA602105/320	1"11/16-12	60	90	130	50



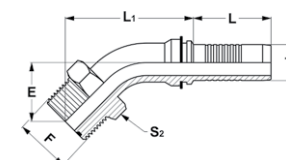
T		RIFERIMENTO REFERENCE	F	L	L <sub>1</sub>	S <sub>2</sub>
MM.	IN.		UNF-UN			
6	1/4	FA602398/060	9/16-18	33	25	17
6	1/4	FA602398/061	11/16-16	33	28	19
6	1/4	FA602398/062	13/16-16	33	29	22
10	3/8	FA602398/100	11/16-16	33	28	19
10	3/8	FA602398/101	13/16-16	33	31	22
10	3/8	FA602398/102	1"-14	33	35	27
12	1/2	FA602398/120	13/16-16	37	31	22
12	1/2	FA602398/121	1"-14	37	34	27
16	5/8	FA602398/160	1"-14	42	34	27
16	5/8	FA602398/161	1" 3/16-12	42	38	32
20	3/4	FA602398/200	1" 3/16-12	42	38	32
20	3/4	FA602398/201	1" 7/16-12	42	38	38
25	1"	FA602398/250	1" 7/16-12	46	38	41
25	1"	FA602398/251	1" 11/16-12	46	39	45
32	1" 1/4	FA602398/320	1" 11/16-12	60	42	46
40	1" 1/2	FA602398/400	2"-12	60	45	55

## FA602398

Maschio ORFS  
ORFS male

T		RIFERIMENTO REFERENCE	F	L	L <sub>1</sub>	E	S <sub>2</sub>
MM.	IN.		UNF-UN				
6	1/4	FA602684/060	9/16-18	33	39	19	17
6	1/4	FA602684/061	11/16-16	33	40	20	19
6	1/4	FA602684/062	13/16-16	33	43	22	22
10	3/8	FA602684/100	11/16-16	33	48	22	19
10	3/8	FA602684/101	13/16-16	33	49	24	22
10	3/8	FA602684/102	1"-14	33	52	27	27
12	1/2	FA602684/120	13/16-16	37	55	25	22
12	1/2	FA602684/121	1"-14	37	57	28	27
16	5/8	FA602684/160	1"-14	42	68	30	27
16	5/8	FA602684/161	1" 3/16-12	42	69	31	32
20	3/4	FA602684/200	1" 3/16-12	42	69	32	32
20	3/4	FA602684/201	1" 7/16-12	42	70	33	38
25	1"	FA602684/250	1" 7/16-12	46	84	42	38
25	1"	FA602684/251	1" 11/16-12	46	85	43	46
32	1" 1/4	FA602684/320	1" 11/16-12	60	109	49	46
40	1" 1/2	FA602684/400	2"-12	60	126	53	55

## FA602684

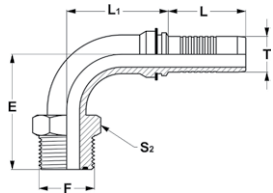
Maschio a 45° ORFS  
45° ORFS male

RACCORDI SERIE TL/104

HOSE FITTINGS TYPE TL/104

**FA602738**

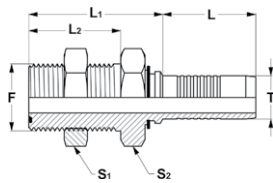
Maschio a 90° ORFS  
90° ORFS male



T		RIFERIMENTO REFERENCE	F	L	L1	E	S2
MM.	IN.		UNF-UN				
6	1/4	FA602738/060	9/16-18	33	28	35	17
6	1/4	FA602738/061	11/16-16	33	28	37	19
6	1/4	FA602738/062	13/16-16	33	28	40	22
10	3/8	FA602738/100	11/16-16	33	36	42	19
10	3/8	FA602738/101	13/16-16	33	36	45	22
10	3/8	FA602738/102	1"-14	33	36	48	27
12	1/2	FA602738/120	13/16-16	37	42	49	22
12	1/2	FA602738/121	1"-14	37	42	52	27
16	5/8	FA602738/160	1"-14	42	50	60	27
16	5/8	FA602738/161	1"3/16-12	42	50	63	32
20	3/4	FA602738/200	1"3/16-12	42	55	63	32
20	3/4	FA602738/201	1"7/16-12	42	55	64	38
25	1"	FA602738/250	1"7/16-12	46	63	81	38
25	1"	FA602738/251	1"11/16-12	46	63	82	46
32	1"1/4	FA602738/320	1"11/16-12	60	90	98	46
40	1"1/2	FA602738/400	2"-12	60	104	107	55

**FA602530**

Passaparete maschio ORFS  
ORFS bulkhead male



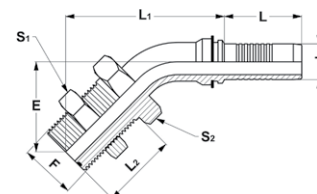
T		RIFERIMENTO REFERENCE	F	L	L1	L2	S1	S2
MM.	IN.		UNF-UN					
6	1/4	FA602530/060	9/16-18	33	47	32	21	21
6	1/4	FA602530/061	11/16-16	33	49	34	27	22
6	1/4	FA602530/062	13/16-16	33	54	37	30	24
10	3/8	FA602530/100	11/16-16	33	51	34	27	27
10	3/8	FA602530/101	13/16-16	33	54	37	30	27
10	3/8	FA602530/102	1"-14	33	59	41	35	30
12	1/2	FA602530/120	13/16-16	37	54	37	30	30
12	1/2	FA602530/121	1"-14	37	58	41	35	30
16	5/8	FA602530/160	1"-14	42	58	41	35	35
16	5/8	FA602530/161	1"3/16-12	42	59	42	41	35
20	3/4	FA602530/200	1"3/16-12	42	61	42	41	38
20	3/4	FA602530/201	1"7/16-12	42	62	43	46	46
25	1"	FA602530/250	1"7/16-12	46	62	43	46	46
25	1"	FA602530/251	1"11/16-12	46	60	43	50	50
32	1"1/4	FA602530/320	1"11/16-12	60	64	43	50	50
40	1"1/2	FA602530/400	2"-12	60	63	43	60	60



T		RIFERIMENTO REFERENCE	F UNF-UN	L	L <sub>1</sub>	L <sub>2</sub>	E	S <sub>1</sub>	S <sub>2</sub>
MM.	IN.								
6	1/4	FA602585/060	9/16-18	33	53	32	34	21	21
6	1/4	FA602585/061	11/16-16	33	55	34	36	27	22
6	1/4	FA602585/062	13/16-16	33	58	37	39	30	24
10	3/8	FA602585/100	11/16-16	33	63	34	38	27	27
10	3/8	FA602585/101	13/16-16	33	65	37	40	30	27
10	3/8	FA602585/102	1"-14	33	69	41	43	35	30
12	1/2	FA602585/120	13/16-16	37	71	37	41	30	30
12	1/2	FA602585/121	1"-14	37	74	41	44	35	30
16	5/8	FA602585/160	1"-14	42	79	41	47	36	36
16	5/8	FA602585/161	1" 3/16-12	42	81	42	48	41	35
20	3/4	FA602585/200	1" 3/16-12	42	86	42	48	41	38
20	3/4	FA602585/201	1" 7/16-12	42	87	43	49	46	46
25	1"	FA602585/250	1" 7/16-12	46	106	43	55	46	46
25	1"	FA602585/251	1" 11/16-12	46	106	43	55	50	46
32	1" 1/4	FA602585/320	1" 11/16-12	60	126	43	65	50	50
40	1" 1/2	FA602585/400	2"-12	60	142	43	70	60	60

## FA602585

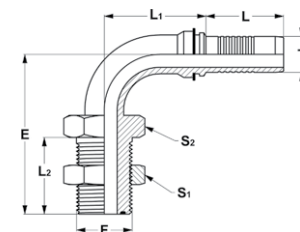
Passaparete maschio a 45° ORFS  
45° ORFS bulkhead male



T		RIFERIMENTO REFERENCE	F UNF-UN	L	L <sub>1</sub>	L <sub>2</sub>	E	S <sub>1</sub>	S <sub>2</sub>
MM.	IN.								
6	1/4	FA602639/060	9/16-18	33	28	32	56	21	21
6	1/4	FA602639/061	11/16-16	33	28	34	59	27	22
6	1/4	FA602639/062	13/16-16	33	28	37	63	30	24
10	3/8	FA602639/100	11/16-16	33	36	34	64	27	27
10	3/8	FA602639/101	13/16-16	33	36	37	67	30	27
10	3/8	FA602639/102	1"-14	33	36	41	72	35	30
12	1/2	FA602639/120	13/16-16	37	42	37	72	30	30
12	1/2	FA602639/121	1"-14	37	42	41	76	35	30
16	5/8	FA602639/160	1"-14	42	50	41	84	36	36
16	5/8	FA602639/161	1" 3/16-12	42	50	42	86	41	35
20	3/4	FA602639/200	1" 3/16-12	42	55	42	86	41	38
20	3/4	FA602639/201	1" 7/16-12	42	55	43	87	46	46
25	1"	FA602639/250	1" 7/16-12	46	78	43	104	46	46
25	1"	FA602639/251	1" 11/16-12	46	78	43	104	50	46
32	1" 1/4	FA602639/320	1" 11/16-12	60	90	43	121	50	50
40	1" 1/2	FA602639/400	2"-12	60	104	43	130	60	60

## FA602639

Passaparete maschio a 90° ORFS  
90° ORFS bulkhead male



RACCORDI SERIE TL/104

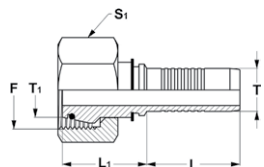
HOSE FITTINGS TYPE TL/104

**FA602233**

serie leggera (l) / LIGHT SERIES

Femmina metrica DKO girevole DIN serie L

Swivel DKO female DIN L series



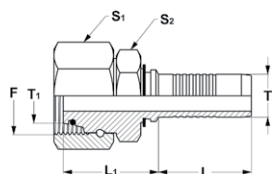
T		RIFERIMENTO REFERENCE	F	T <sub>1</sub>	L	L <sub>1</sub>	S <sub>1</sub>
MM.	IN.		METRICO METRIC				
5	3/16	FA602233/050	12X1,5	6	32	23	14
6	1/4	FA602233/060	14X1,5	8	33	24	17
6	1/4	FA602233/061	16X1,5	10	33	24	19
6	1/4	FA602233/069	12X1,5	6	33	26	14
8	5/16	FA602233/080	16X1,5	10	33	26	19
10	3/8	FA602233/100	18X1,5	12	33	24	22
10	3/8	FA602233/109	16X1,5	10	33	25	19
12	1/2	FA602233/120	22X1,5	15	37	28	27
12	1/2	FA602233/121	26X1,5	18	37	28	32
16	5/8	FA602233/160	26X1,5	18	42	28	32
20	3/4	FA602233/200	30X2	22	42	30	36
20	3/4	FA602233/209	26X1,5	18	42	29	32
25	1"	FA602233/250	36X2	28	46	31	41
32	1" 1/4	FA602233/320	45X2	35	60	39	50
40	1" 1/2	FA602233/400	52X2	42	60	40	60

**FA602497**

serie leggera (l) / LIGHT SERIES

Femmina metrica DKO girevole DIN serie L con controdado di fermo

Swivel DKO female DIN L series with counter nut



T		RIFERIMENTO REFERENCE	F	T <sub>1</sub>	L	L <sub>1</sub>	S <sub>1</sub>	S <sub>2</sub>
MM.	IN.		METRICO METRIC					
5	3/16	FA602497/050	12X1,5	6	32	29	17	17
6	1/4	FA602497/060	14X1,5	8	33	30	17	14
6	1/4	FA602497/061	16X1,5	10	33	31	19	14
6	1/4	FA602497/069	12X1,5	6	33	31	17	14
8	5/16	FA602497/080	16X1,5	10	33	31	19	17
10	3/8	FA602497/100	18X1,5	12	33	32	22	17
10	3/8	FA602497/109	16X1,5	10	33	31	19	17
12	1/2	FA602497/120	22X1,5	15	37	37	27	22
12	1/2	FA602497/121	26X1,5	18	37	36	32	27
16	5/8	FA602497/160	26X1,5	18	42	36	32	27
20	3/4	FA602497/200	30X2	22	42	38	36	30
20	3/4	FA602497/209	26X1,5	18	42	36	32	27
25	1"	FA602497/250	36X2	28	46	38	41	36
32	1" 1/4	FA602497/320	45X2	35	60	45	50	41
40	1" 1/2	FA602497/400	52X2	42	60	56	60	50

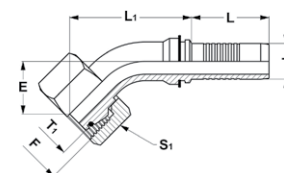


T		RIFERIMENTO REFERENCE	F	T <sub>1</sub>	L	L <sub>1</sub>	E	S <sub>1</sub>
MM.	IN.		METRICO METRIC					
6	1/4	FA602255/060	14x1,5	8	33	38	18	17
6	1/4	FA602255/061	16x1,5	10	33	40	20	19
6	1/4	FA602255/069	12x1,5	6	33	40	20	17
8	5/16	FA602255/080	16x1,5	10	33	44	20	19
10	3/8	FA602255/100	18x1,5	12	33	45	20	22
10	3/8	FA602255/109	16x1,5	10	33	46	21	19
12	1/2	FA602255/120	22x1,5	15	37	52	22	27
12	1/2	FA602255/121	26x1,5	18	37	52	22	32
16	5/8	FA602255/160	26x1,5	18	42	62	25	32
20	3/4	FA602255/200	30x2	22	42	62	25	36
20	3/4	FA602255/209	26x1,5	18	42	65	27	32
25	1"	FA602255/250	36x2	28	46	70	28	41
32	1" 1/4	FA602255/320	45x2	35	60	116	46	50
40	1" 1/2	FA602255/400	52x2	42	60	112	39	60

## FA602255

serie leggera (l) / LIGHT SERIES

Femmina metrica DKO girevole  
a 45° DIN serie L  
45° swivel DKO female DIN L series

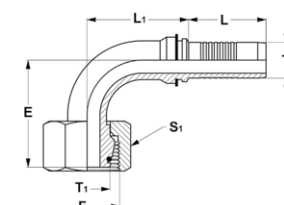


T		RIFERIMENTO REFERENCE	F	T <sub>1</sub>	L	L <sub>1</sub>	E	S <sub>1</sub>
MM.	IN.		METRICO METRIC					
6	1/4	FA602277/060	14x1,5	8	33	28	34	17
6	1/4	FA602277/061	16x1,5	10	33	28	33	19
6	1/4	FA602277/069	12x1,5	6	33	28	36	14
8	5/16	FA602277/080	16x1,5	10	33	34	39	19
10	3/8	FA602277/100	18x1,5	12	33	36	39	22
10	3/8	FA602277/109	16x1,5	10	33	36	41	19
12	1/2	FA602277/120	22x1,5	15	37	42	45	27
12	1/2	FA602277/121	26x1,5	18	37	42	45	32
16	5/8	FA602277/160	26x1,5	18	42	50	53	32
20	3/4	FA602277/200	30x2	22	42	55	53	36
20	3/4	FA602277/209	26x1,5	18	42	55	55	32
25	1"	FA602277/250	36x2	28	46	63	61	41
32	1" 1/4	FA602277/320	45x2	35	60	100	94	50
40	1" 1/2	FA602277/400	52x2	42	60	104	87	60

## FA602277

serie leggera (l) / LIGHT SERIES

Femmina metrica DKO girevole  
a 90° DIN serie L  
90° swivel DKO female DIN L series



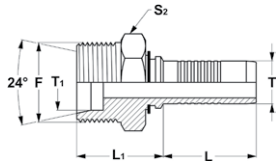
RACCORDI SERIE TL/104

HOSE FITTINGS TYPE TL/104

**FA602211**

serie leggera (l) / LIGHT SERIES

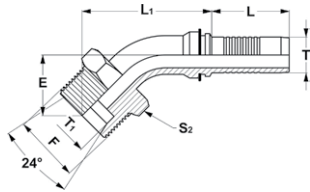
Maschio DIN serie L  
Male DIN L series



**FA602695**

serie leggera (l) / LIGHT SERIES

Maschio a 45° DIN serie L  
45° Metric male DIN L series



T		RIFERIMENTO REFERENCE	F	T <sub>1</sub>	L	L <sub>1</sub>	S <sub>2</sub>
MM.	IN.		METRICO METRIC				
5	3/16	FA602211/050	12X1,5	6	32	23	14
6	1/4	FA602211/060	14X1,5	8	33	25	17
6	1/4	FA602211/069	12X1,5	6	33	25	14
8	5/16	FA602211/080	16X1,5	10	33	26	17
10	3/8	FA602211/100	18X1,5	12	33	27	19
10	3/8	FA602211/109	16X1,5	10	33	28	17
12	1/2	FA602211/120	22X1,5	15	37	29	24
16	5/8	FA602211/160	26X1,5	18	42	32	27
20	3/4	FA602211/200	30X2	22	42	34	32
20	3/4	FA602211/209	26X1,5	18	42	32	27
25	1"	FA602211/250	36X2	28	46	36	36
32	1"1/4	FA602211/320	45X2	35	60	42	46
40	1"1/2	FA602211/400	52X2	42	60	44	55

T		RIFERIMENTO REFERENCE	F	T <sub>1</sub>	L	L <sub>1</sub>	E	S <sub>2</sub>
MM.	IN.		METRICO METRIC					
6	1/4	FA602695/060	14X1,5	8	33	40	20	17
6	1/4	FA602695/061	16X1,5	10	33	40	20	17
6	1/4	FA602695/069	12X1,5	6	33	39	19	14
8	5/16	FA602695/080	16X1,5	10	33	44	21	17
10	3/8	FA602695/100	18X1,5	12	33	48	23	19
10	3/8	FA602695/109	16X1,5	10	33	48	22	17
12	1/2	FA602695/120	22X1,5	15	37	53	24	24
12	1/2	FA602695/121	26X1,5	18	37	55	26	24
16	5/8	FA602695/160	26X1,5	18	42	61	29	27
20	3/4	FA602695/200	30X2	22	42	67	30	32
20	3/4	FA602695/209	26X1,5	18	42	66	29	27
25	1"	FA602695/250	36X2	28	46	76	34	36
32	1"1/4	FA602695/320	45X2	35	60	101	40	46
40	1"1/2	FA602695/400	52X2	42	60	115	43	55



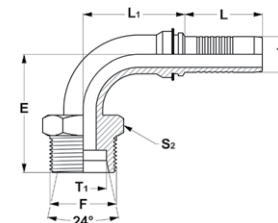


T		RIFERIMENTO REFERENCE	F	T <sub>1</sub>	L	L <sub>1</sub>	E	S <sub>2</sub>
MM.	IN.		METRICO METRIC					
6	1/4	FA602749/060	14x1,5	8	33	28	36	17
6	1/4	FA602749/061	16x1,5	10	33	28	36	17
6	1/4	FA602749/069	12x1,5	6	33	28	35	14
8	5/16	FA602749/080	16x1,5	10	33	34	40	17
10	3/8	FA602749/100	18x1,5	12	33	36	43	19
10	3/8	FA602749/109	16x1,5	10	33	36	42	17
12	1/2	FA602749/120	22x1,5	15	37	42	47	24
12	1/2	FA602749/121	26x1,5	18	37	42	49	24
16	5/8	FA602749/160	26x1,5	18	42	50	58	27
20	3/4	FA602749/200	30x2	22	42	55	60	32
20	3/4	FA602749/209	26x1,5	18	42	55	58	27
25	1"	FA602749/250	36x2	28	46	63	69	36
32	1" 1/4	FA602749/320	45x2	35	60	90	86	46
40	1" 1/2	FA602749/400	52x2	42	60	104	92	55

## FA602749

serie leggera (l) / LIGHT SERIES

Maschio a 90° DIN serie L  
90° male DIN L series

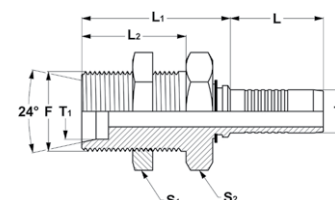


T		RIFERIMENTO REFERENCE	F	T <sub>1</sub>	L	L <sub>1</sub>	L <sub>2</sub>	S <sub>1</sub>	S <sub>2</sub>
MM.	IN.		METRICO METRIC						
5	3/16	FA602541/050	12x1,5	6	32	42	34	17	17
6	1/4	FA602541/060	14x1,5	8	33	48	34	19	19
6	1/4	FA602541/069	12x1,5	6	33	48	34	17	17
8	5/16	FA602541/080	16x1,5	10	33	48	35	22	22
10	3/8	FA602541/100	18x1,5	12	33	51	36	24	24
10	3/8	FA602541/109	16x1,5	10	33	50	35	22	22
12	1/2	FA602541/120	22x1,5	15	37	53	38	30	27
16	5/8	FA602541/160	26x1,5	18	42	57	40	36	32
20	3/4	FA602541/200	30x2	22	42	60	42	41	36
20	3/4	FA602541/209	26x1,5	18	42	57	40	36	36
25	1"	FA602541/250	36x2	28	46	63	43	46	41
32	1" 1/4	FA602541/320	45x2	35	60	69	47	55	50
40	1" 1/2	FA602541/400	52x2	42	60	70	47	65	60

## FA602541

serie leggera (l) / LIGHT SERIES

Passaparete maschio DIN serie L  
Bulkhead male DIN L series



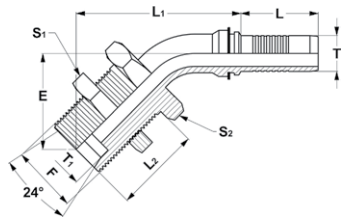
RACCORDI SERIE TL/104

HOSE FITTINGS TYPE TL/104

**FA602596**

serie leggera (l) / LIGHT SERIES

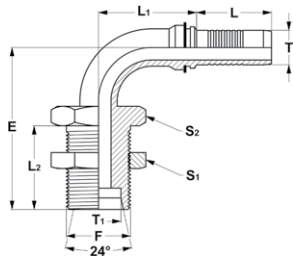
Passaparete maschio a 45° DIN serie L  
45° Bulkhead male DIN L series



**FA602640**

serie leggera (l) / LIGHT SERIES

Passaparete maschio a 90° DIN serie L  
90° Bulkhead male DIN L series



T		RIFERIMENTO REFERENCE	F	T <sub>1</sub>	L	L <sub>1</sub>	L <sub>2</sub>	E	S <sub>1</sub>	S <sub>2</sub>
MM.	IN.									
6	1/4	FA602596/060	14X1,5	8	33	56	34	36	19	19
6	1/4	FA602596/061	16X1,5	10	33	57	35	37	22	22
6	1/4	FA602596/069	12X1,5	6	33	55	34	35	17	17
8	5/16	FA602596/080	16X1,5	10	33	61	35	38	22	22
10	3/8	FA602596/100	18X1,5	12	33	65	36	39	24	24
10	3/8	FA602596/109	16X1,5	10	33	65	35	39	22	22
12	1/2	FA602596/120	22X1,5	15	37	71	38	42	30	27
12	1/2	FA602596/121	26X1,5	18	37	73	40	44	36	32
16	5/8	FA602596/160	26X1,5	18	42	79	40	47	36	32
20	3/4	FA602596/200	30X2	22	42	86	42	48	41	36
20	3/4	FA602596/209	26X1,5	18	42	84	40	47	36	36
25	1"	FA602596/250	36X2	28	46	95	43	53	46	41
32	1"1/4	FA602596/320	45X2	35	60	121	47	61	55	50
40	1"1/2	FA602596/400	52X2	42	60	138	47	66	65	60

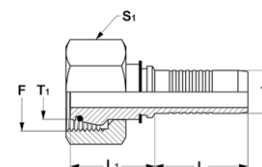
T		RIFERIMENTO REFERENCE	F	T <sub>1</sub>	L	L <sub>1</sub>	L <sub>2</sub>	E	S <sub>1</sub>	S <sub>2</sub>
MM.	IN.									
6	1/4	FA602640/060	14X1,5	8	33	28	34	58	19	19
6	1/4	FA602640/061	16X1,5	10	33	28	35	60	22	22
6	1/4	FA602640/069	12X1,5	6	33	28	34	57	17	17
8	5/16	FA602640/080	16X1,5	10	33	34	35	64	22	22
10	3/8	FA602640/100	18X1,5	12	33	36	36	66	24	24
10	3/8	FA602640/109	16X1,5	10	33	36	35	66	22	22
12	1/2	FA602640/120	22X1,5	15	37	42	38	72	30	27
12	1/2	FA602640/121	26X1,5	18	37	42	40	75	36	32
16	5/8	FA602640/160	26X1,5	18	42	50	40	84	36	32
20	3/4	FA602640/200	30X2	22	42	55	42	86	41	36
20	3/4	FA602640/209	26X1,5	18	42	55	40	84	36	36
25	1"	FA602640/250	36X2	28	46	63	43	96	46	41
32	1"1/4	FA602640/320	45X2	35	60	90	47	115	55	50
40	1"1/2	FA602640/400	52X2	42	60	104	47	125	65	60



T		RIFERIMENTO REFERENCE	F	T <sub>1</sub>	L	L <sub>1</sub>	S <sub>1</sub>
MM.	IN.		METRICO METRIC				
6	1/4	FA602244/060	18x1,5	10	33	24	22
6	1/4	FA602244/069	16x1,5	8	33	26	19
8	5/16	FA602244/080	20x1,5	12	33	26	24
10	3/8	FA602244/100	22x1,5	14	33	24	27
10	3/8	FA602244/101	24x1,5	16	33	24	30
10	3/8	FA602244/109	20x1,5	12	33	25	24
12	1/2	FA602244/120	24x1,5	16	37	28	30
16	5/8	FA602244/160	30x2	20	42	28	36
20	3/4	FA602244/200	36x2	25	42	30	46
20	3/4	FA602244/209	30x2	20	42	29	36
25	1"	FA602244/250	42x2	30	46	31	50
32	1"1/4	FA602244/320	52x2	38	60	39	60

**FA602244**

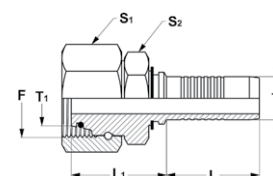
serie pesante (s) / HEAVY SERIES

Femmina metrica DKO girevole DIN  
serie S  
Swivel DKO female DIN S series

T		RIFERIMENTO REFERENCE	F	T <sub>1</sub>	L	L <sub>1</sub>	S <sub>1</sub>	S <sub>2</sub>
MM.	IN.		METRICO METRIC					
6	1/4	FA602507/060	18x1,5	10	33	31	22	17
6	1/4	FA602507/069	16x1,5	8	33	30	19	17
8	5/16	FA602507/080	20x1,5	12	33	34	24	17
10	3/8	FA602507/100	22x1,5	14	33	34	27	22
10	3/8	FA602507/101	24x1,5	16	37	35	30	24
10	3/8	FA602507/109	20x1,5	12	33	34	24	19
12	1/2	FA602507/120	24x1,5	16	37	34	30	24
16	5/8	FA602507/160	30x2	20	42	43	36	27
20	3/4	FA602507/200	36x2	25	42	43	46	36
20	3/4	FA602507/209	30x2	20	42	43	36	27
25	1"	FA602507/250	42x2	30	46	44	50	41
32	1"1/4	FA602507/320	52x2	38	60	51	60	50

**FA602507**

serie pesante (s) / HEAVY SERIES

Femmina metrica DKO girevole DIN  
serie S con controdado di fermo  
Swivel DKO female DIN S series  
with counter nut

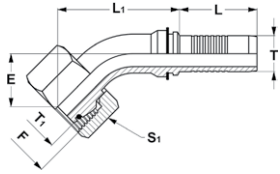
RACCORDI SERIE TL/104

HOSE FITTINGS TYPE TL/104

**FA602266**

serie pesante (s) / HEAVY SERIES

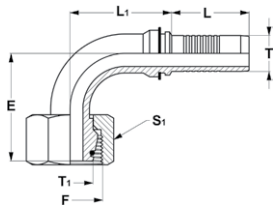
Femmina metrica DKO girevole a 45° DIN serie S  
45° swivel DKO female DIN S series



**FA602288**

serie pesante (s) / HEAVY SERIES

Femmina metrica DKO girevole a 90° DIN serie S  
90° swivel DKO female DIN S series



T		RIFERIMENTO REFERENCE	F	T <sub>1</sub>	L	L <sub>1</sub>	E	S <sub>1</sub>
MM.	IN.		METRICO METRIC					
6	1/4	FA602266/060	18x1,5	10	33	39	20	22
6	1/4	FA602266/069	16x1,5	8	33	37	17	19
8	5/16	FA602266/080	20x1,5	12	33	43	20	24
10	3/8	FA602266/100	22x1,5	14	33	42	22	27
10	3/8	FA602266/101	24x1,5	16	33	51	24	30
10	3/8	FA602266/109	20x1,5	12	33	48	20	24
12	1/2	FA602266/120	24x1,5	16	37	52	23	30
16	5/8	FA602266/160	30x2	20	42	67	30	36
20	3/4	FA602266/200	36x2	25	42	66	29	46
20	3/4	FA602266/209	30x2	20	42	70	32	36
25	1"	FA602266/250	42x2	30	46	74	32	50
32	1"1/4	FA602266/320	52x2	38	60	105	45	60

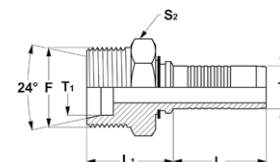
T		RIFERIMENTO REFERENCE	F	T <sub>1</sub>	L	L <sub>1</sub>	E	S <sub>1</sub>
MM.	IN.		METRICO METRIC					
6	1/4	FA602288/060	18x1,5	10	33	28	37	22
6	1/4	FA602288/069	16x1,5	8	33	33	36	19
8	5/16	FA602288/080	20x1,5	12	33	34	39	24
10	3/8	FA602288/100	22x1,5	14	33	36	41	27
10	3/8	FA602288/101	24x1,5	16	33	36	42	30
10	3/8	FA602288/109	20x1,5	12	33	38	39	24
12	1/2	FA602288/120	24x1,5	16	37	42	46	30
16	5/8	FA602288/160	30x2	20	42	50	60	36
20	3/4	FA602288/200	36x2	25	42	55	58	46
20	3/4	FA602288/209	30x2	20	42	55	64	36
25	1"	FA602288/250	42x2	30	46	63	65	50
32	1"1/4	FA602288/320	52x2	38	60	90	93	60



T		RIFERIMENTO REFERENCE	F	T <sub>1</sub>	L	L <sub>1</sub>	S <sub>2</sub>
MM.	IN.		METRICO METRIC				
6	1/4	FA602222/060	18x1,5	10	33	27	19
6	1/4	FA602222/069	16x1,5	8	33	28	17
8	5/16	FA602222/080	20x1,5	12	33	27	22
10	3/8	FA602222/100	22x1,5	14	33	31	24
10	3/8	FA602222/101	24x1,5	16	33	31	27
10	3/8	FA602222/109	20x1,5	12	33	29	22
12	1/2	FA602222/120	24x1,5	16	37	31	27
16	5/8	FA602222/160	30x2	20	42	36	32
20	3/4	FA602222/200	36x2	25	42	42	38
20	3/4	FA602222/209	30x2	20	42	36	32
25	1"	FA602222/250	42x2	30	46	46	46
32	1" 1/4	FA602222/320	52x2	38	60	50	55

**FA602222**

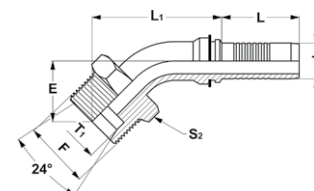
serie pesante (s) / HEAVY SERIES

Maschio DIN serie S  
Male DIN S series

T		RIFERIMENTO REFERENCE	F	T <sub>1</sub>	L	L <sub>1</sub>	E	S <sub>2</sub>
MM.	IN.		METRICO METRIC					
6	1/4	FA602705/060	18x1,5	10	33	41	21	19
6	1/4	FA602705/069	16x1,5	8	33	41	21	17
8	5/16	FA602705/080	20x1,5	12	33	46	23	22
10	3/8	FA602705/100	22x1,5	14	33	50	24	24
10	3/8	FA602705/101	24x1,5	16	33	50	24	27
10	3/8	FA602705/109	20x1,5	12	33	48	23	22
12	1/2	FA602705/120	24x1,5	16	37	55	26	27
16	5/8	FA602705/160	30x2	20	42	64	31	32
20	3/4	FA602705/200	36x2	25	42	73	36	38
20	3/4	FA602705/209	30x2	20	42	69	31	32
25	1"	FA602705/250	42x2	30	46	83	41	46
32	1" 1/4	FA602705/320	52x2	38	60	107	47	55

**FA602705**

serie pesante (s) / HEAVY SERIES

Maschio a 45° DIN serie S  
45° Metric male DIN S series

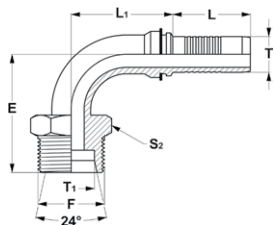
RACCORDI SERIE TL/104

HOSE FITTINGS TYPE TL/104

**FA602750**

serie pesante (s) / HEAVY SERIES

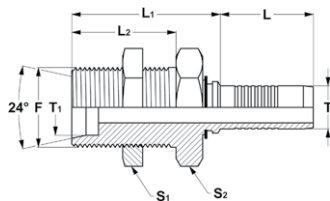
Maschio a 90° DIN serie S  
90° male DIN S series



**FA602552**

serie pesante (s) / HEAVY SERIES

Passaparete maschio DIN serie S  
Bulkhead male DIN S series



T		RIFERIMENTO REFERENCE	F	T <sub>1</sub>	L	L <sub>1</sub>	E	S <sub>2</sub>
MM.	IN.		METRICO METRIC					
6	1/4	FA602750/060	18X1,5	10	33	28	37	19
6	1/4	FA602750/069	16X1,5	8	33	28	37	17
8	5/16	FA602750/080	20X1,5	12	33	34	43	22
10	3/8	FA602750/100	22X1,5	14	33	36	45	24
10	3/8	FA602750/101	24X1,5	16	33	36	45	27
10	3/8	FA602750/109	20X1,5	12	33	36	43	22
12	1/2	FA602750/120	24X1,5	16	37	42	49	27
16	5/8	FA602750/160	30X2	20	42	50	62	32
20	3/4	FA602750/200	36X2	25	42	55	68	38
20	3/4	FA602750/209	30X2	20	42	55	62	32
25	1"	FA602750/250	42X2	30	46	63	79	46
32	1"1/4	FA602750/320	52X2	38	60	90	95	55

T		RIFERIMENTO REFERENCE	F	T <sub>1</sub>	L	L <sub>1</sub>	L <sub>2</sub>	S <sub>1</sub>	S <sub>2</sub>
MM.	IN.		METRICO METRIC						
6	1/4	FA602552/060	18X1,5	10	33	54	37	24	24
6	1/4	FA602552/069	16X1,5	8	33	51	36	22	22
8	5/16	FA602552/080	20X1,5	12	33	55	38	27	27
10	3/8	FA602552/100	22X1,5	14	33	58	40	30	30
10	3/8	FA602552/101	24X1,5	16	33	58	40	32	32
10	3/8	FA602552/109	20X1,5	12	33	55	38	27	27
12	1/2	FA602552/120	24X1,5	16	37	58	40	32	32
16	5/8	FA602552/160	30X2	20	42	63	44	41	41
20	3/4	FA602552/200	36X2	25	42	68	47	46	46
20	3/4	FA602552/209	30X2	20	42	63	44	41	41
25	1"	FA602552/250	42X2	30	46	73	51	50	50
32	1"1/4	FA602552/320	52X2	38	60	80	53	65	65

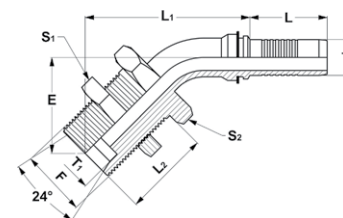


T		RIFERIMENTO REFERENCE	F METRICO METRIC	T <sub>1</sub>	L	L <sub>1</sub>	L <sub>2</sub>	E	S <sub>1</sub>	S <sub>2</sub>
MM.	IN.									
6	1/4	FA602606/060	18x1,5	10	33	58	37	38	24	24
6	1/4	FA602606/069	16x1,5	8	33	58	36	38	22	22
8	5/16	FA602606/080	20x1,5	12	33	65	38	41	27	27
10	3/8	FA602606/100	22x1,5	14	33	68	40	43	30	30
10	3/8	FA602606/101	24x1,5	16	33	68	40	43	32	32
10	3/8	FA602606/109	20x1,5	12	33	67	38	41	27	27
12	1/2	FA602606/120	24x1,5	16	37	73	40	44	32	32
16	5/8	FA602606/160	30x2	20	42	84	44	51	41	41
20	3/4	FA602606/200	36x2	25	42	94	47	56	46	46
20	3/4	FA602606/209	30x2	20	42	89	44	51	41	41
25	1"	FA602606/250	42x2	30	46	105	51	63	50	50
32	1" 1/4	FA602606/320	52x2	38	60	129	53	68	65	65

## FA602606

serie pesante (s) / HEAVY SERIES

Passaparete maschio a 45° DIN  
serie S  
45° Bulkhead male DIN S series

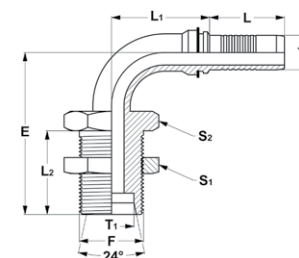


T		RIFERIMENTO REFERENCE	F METRICO METRIC	T <sub>1</sub>	L	L <sub>1</sub>	L <sub>2</sub>	E	S <sub>1</sub>	S <sub>2</sub>
MM.	IN.									
6	1/4	FA602651/060	18x1,5	10	33	28	37	62	24	24
6	1/4	FA602651/069	16x1,5	8	33	28	36	61	22	22
8	5/16	FA602651/080	20x1,5	12	33	34	38	69	27	27
10	3/8	FA602651/100	22x1,5	14	33	36	40	71	30	30
10	3/8	FA602651/101	24x1,5	16	33	36	40	71	32	32
10	3/8	FA602651/109	20x1,5	12	33	36	38	69	27	27
12	1/2	FA602651/120	24x1,5	16	37	42	40	75	32	32
16	5/8	FA602651/160	30x2	20	42	50	44	90	41	41
20	3/4	FA602651/200	36x2	25	42	55	47	97	46	46
20	3/4	FA602651/209	30x2	20	42	55	44	90	41	41
25	1"	FA602651/250	42x2	30	46	63	51	110	50	50
32	1" 1/4	FA602651/320	52x2	38	60	90	53	126	65	65

## FA602651

serie pesante (s) / HEAVY SERIES

Passaparete maschio a 90° DIN  
serie S  
90° Bulkhead male DIN S series

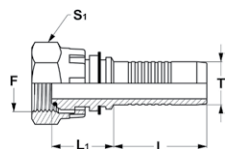


RACCORDI SERIE TL/104

HOSE FITTINGS TYPE TL/104

# FA602079

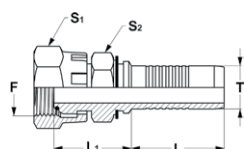
Femmina girevole BSP cono 60°  
BSP female swivel cone 60°



T		RIFERIMENTO REFERENCE	F	L	L1	S1
MM.	IN.		GAS CIL.BSPP			
6	1/4	FA602079/060	1/4	33	20	17
6	1/4	FA602079/061	3/8	33	21	22
10	3/8	FA602079/100	3/8	33	22	22
10	3/8	FA602079/101	1/2	33	23	27
12	1/2	FA602079/120	1/2	37	23	27
12	1/2	FA602079/121	5/8	37	24	27
16	5/8	FA602079/160	5/8	42	26	27
16	5/8	FA602079/161	3/4	42	26	32
20	3/4	FA602079/200	3/4	42	28	32
20	3/4	FA602079/202	1"	42	33	41
25	1"	FA602079/250	1"	46	30	41
32	1"1/4	FA602079/320	1"1/4	60	39	50
40	1"1/2	FA602079/400	1"1/2	60	38	55

# FA602518

Femmina girevole BSP cono 60°  
con controdado di fermo  
BSP female swivel cone 60° with  
counternut



T		RIFERIMENTO REFERENCE	F	L	L1	S1	S2
MM.	IN.		GAS CIL.BSPP				
6	1/4	FA602518/060	1/4	33	25	17	14
6	1/4	FA602518/061	3/8	33	28	22	17
10	3/8	FA602518/100	3/8	33	29	22	17
10	3/8	FA602518/101	1/2	33	31	27	22
12	1/2	FA602518/120	1/2	37	31	27	22
12	1/2	FA602518/121	5/8	37	32	27	24
16	5/8	FA602518/160	5/8	42	32	27	24
16	5/8	FA602518/161	3/4	42	35	32	27
20	3/4	FA602518/200	3/4	42	36	32	27
20	3/4	FA602518/202	1"	42	39	41	32
25	1"	FA602518/250	1"	46	39	41	32
32	1"1/4	FA602518/320	1"1/4	60	49	50	42
40	1"1/2	FA602518/400	1"1/2	60	49	55	46

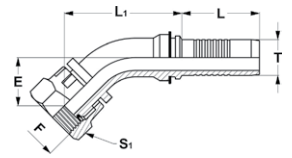




T		RIFERIMENTO REFERENCE	F	L	L <sub>1</sub>	E	S <sub>1</sub>
MM.	IN.		GAS CIL.BSP				
6	1/4	FA602080/060	1/4	33	36	15	17
6	1/4	FA602080/061	3/8	33	35	15	22
10	3/8	FA602080/100	3/8	33	44	18	22
10	3/8	FA602080/101	1/2	33	49	22	27
12	1/2	FA602080/120	1/2	37	51	22	27
12	1/2	FA602080/121	5/8	37	56	23	27
16	5/8	FA602080/160	5/8	42	62	25	27
16	5/8	FA602080/161	3/4	42	64	26	32
20	3/4	FA602080/200	3/4	42	64	26	32
20	3/4	FA602080/202	1"	42	66	29	41
25	1"	FA602080/250	1"	46	73	31	41
32	1" 1/4	FA602080/320	1" 1/4	60	103	42	50
40	1" 1/2	FA602080/400	1" 1/2	60	126	54	60

### FA602080

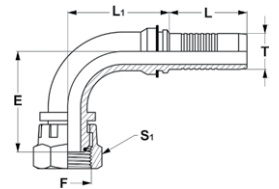
Femmina girevole a 45° BSP  
cono 60°  
45° BSP female swivel cone 60°



T		RIFERIMENTO REFERENCE	F	L	L <sub>1</sub>	E	S <sub>1</sub>
MM.	IN.		GAS CIL.BSP				
6	1/4	FA602091/060	1/4	33	28	30	17
6	1/4	FA602091/061	3/8	33	28	33	22
10	3/8	FA602091/100	3/8	33	36	37	22
10	3/8	FA602091/101	1/2	33	38	41	27
12	1/2	FA602091/120	1/2	37	42	44	27
12	1/2	FA602091/121	5/8	37	42	44	27
16	5/8	FA602091/160	5/8	42	50	53	27
16	5/8	FA602091/161	3/4	42	55	55	32
20	3/4	FA602091/200	3/4	42	55	55	32
20	3/4	FA602091/202	1"	42	71	63	41
25	1"	FA602091/250	1"	46	63	66	41
32	1" 1/4	FA602091/320	1" 1/4	60	90	89	50
40	1" 1/2	FA602091/400	1" 1/2	60	104	108	60

### FA602091

Femmina girevole a 90° BSP  
cono 60°  
90° BSP female swivel cone 60°

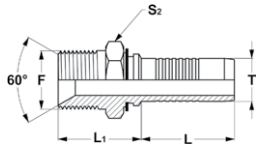


RACCORDI SERIE TL/104

HOSE FITTINGS TYPE TL/104

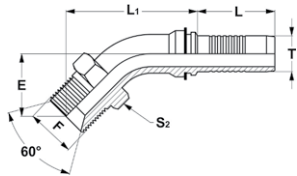
**FA602101**

Maschio BSP cono 60°  
BSP male cone 60°



**FA602716**

Maschio a 45° BSP cono 60°  
45° BSP male cone 60°



T		RIFERIMENTO REFERENCE	F	L	L1	S2
MM.	IN.		GAS CIL.BSPP			
6	1/4	FA602101/060	1/4	33	28	14
6	1/4	FA602101/061	3/8	33	31	17
10	3/8	FA602101/100	3/8	33	31	17
10	3/8	FA602101/101	1/2	33	34	22
12	1/2	FA602101/120	1/2	37	35	22
12	1/2	FA602101/121	5/8	37	36	24
16	5/8	FA602101/160	5/8	42	37	24
16	5/8	FA602101/161	3/4	42	38	27
20	3/4	FA602101/200	3/4	42	37	27
20	3/4	FA602101/202	1"	42	42	36
25	1"	FA602101/250	1"	46	42	36
32	1"1/4	FA602101/320	1"1/4	60	47	46
40	1"1/2	FA602101/400	1"1/2	60	52	50

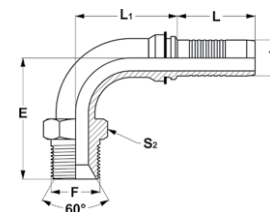
T		RIFERIMENTO REFERENCE	F	L	L1	E	S2
MM.	IN.		GAS CIL.BSPP				
6	1/4	FA602716/060	1/4	33	41	21	14
6	1/4	FA602716/061	3/8	33	43	23	17
10	3/8	FA602716/100	3/8	33	50	24	17
10	3/8	FA602716/101	1/2	33	53	27	22
12	1/2	FA602716/120	1/2	37	58	29	22
12	1/2	FA602716/121	5/8	37	58	29	24
16	5/8	FA602716/160	5/8	42	65	33	24
16	5/8	FA602716/161	3/4	42	66	33	27
20	3/4	FA602716/200	3/4	42	70	33	27
20	3/4	FA602716/202	1"	42	74	36	36
25	1"	FA602716/250	1"	46	80	38	36
32	1"1/4	FA602716/320	1"1/4	60	105	44	46
40	1"1/2	FA602716/400	1"1/2	60	122	49	50



T		RIFERIMENTO REFERENCE	F GAS CIL.BSPP	L	L <sub>1</sub>	E	S <sub>2</sub>
MM.	IN.						
6	1/4	FA602761/060	1/4	33	28	38	14
6	1/4	FA602761/061	3/8	33	28	41	17
10	3/8	FA602761/100	3/8	33	36	45	17
10	3/8	FA602761/101	1/2	33	36	49	22
12	1/2	FA602761/120	1/2	37	42	53	22
12	1/2	FA602761/121	5/8	37	42	53	24
16	5/8	FA602761/160	5/8	42	50	64	24
16	5/8	FA602761/161	3/4	42	50	65	27
20	3/4	FA602761/200	3/4	42	55	64	27
20	3/4	FA602761/202	1"	42	55	69	36
25	1"	FA602761/250	1"	46	63	75	36
32	1" 1/4	FA602761/320	1" 1/4	60	90	92	46
40	1" 1/2	FA602761/400	1" 1/2	60	104	101	50

## FA602761

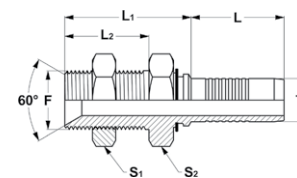
Maschio a 90° BSP con 60°  
90° BSP male cone 60°



T		RIFERIMENTO REFERENCE	F GAS CIL.BSPP	L	L <sub>1</sub>	L <sub>2</sub>	S <sub>1</sub>	S <sub>2</sub>
MM.	IN.							
6	1/4	FA602563/060	1/4	33	42	28	19	19
6	1/4	FA602563/061	3/8	33	47	32	24	24
10	3/8	FA602563/100	3/8	33	47	32	24	24
10	3/8	FA602563/101	1/2	33	52	35	30	30
12	1/2	FA602563/120	1/2	37	51	35	30	30
12	1/2	FA602563/121	5/8	37	54	35	32	32
16	5/8	FA602563/160	5/8	42	54	35	32	32
16	5/8	FA602563/161	3/4	42	57	38	36	36
20	3/4	FA602563/200	3/4	42	57	38	36	36
20	3/4	FA602563/202	1"	42	63	41	41	41
25	1"	FA602563/250	1"	46	63	41	41	41
32	1" 1/4	FA602563/320	1" 1/4	60	70	44	50	50
40	1" 1/2	FA602563/400	1" 1/2	60	78	48	60	60

## FA602563

Passaparete maschio BSP cono 60°  
BSP bulkhead male cone 60°

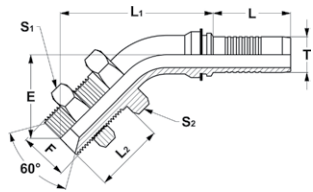


RACCORDI SERIE TL/104

HOSE FITTINGS TYPE TL/104

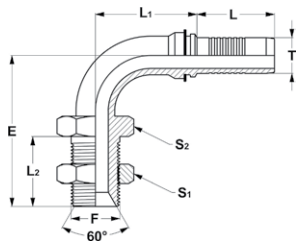
**FA602617**

Passaparete maschio a 45° BSP  
cono 60°  
45° BSP bulkhead male cone 60°



**FA602662**

Passaparete maschio a 90° BSP  
cono 60°  
90° BSP bulkhead male cone 60°



T		RIFERIMENTO REFERENCE	F	L	L1	L2	E	S1	S2
MM.	IN.		GAS CIL.BSPP						
6	1/4	FA602617/060	1/4	33	51	28	31	19	19
6	1/4	FA602617/061	3/8	33	55	32	35	24	22
10	3/8	FA602617/100	3/8	33	62	32	36	24	24
10	3/8	FA602617/101	1/2	33	65	35	39	30	27
12	1/2	FA602617/120	1/2	37	69	35	40	30	30
12	1/2	FA602617/121	5/8	37	69	35	40	32	30
16	5/8	FA602617/160	5/8	42	74	35	42	32	32
16	5/8	FA602617/161	3/4	42	78	38	46	36	32
20	3/4	FA602617/200	3/4	42	82	38	45	36	36
20	3/4	FA602617/202	1"	42	86	41	49	41	36
25	1"	FA602617/250	1"	46	93	41	51	41	41
32	1"1/4	FA602617/320	1"1/4	60	119	44	58	50	50
40	1"1/2	FA602617/400	1"1/2	60	144	48	72	60	55

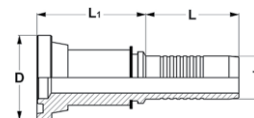
T		RIFERIMENTO REFERENCE	F	L	L1	L2	E	S1	S2
MM.	IN.		GAS CIL.BSPP						
6	1/4	FA602662/060	1/4	33	28	28	52	19	19
6	1/4	FA602662/061	3/8	33	28	32	57	24	22
10	3/8	FA602662/100	3/8	33	36	32	62	24	24
10	3/8	FA602662/101	1/2	33	36	35	66	30	27
12	1/2	FA602662/120	1/2	37	42	35	70	30	30
12	1/2	FA602662/121	5/8	37	42	35	70	32	30
16	5/8	FA602662/160	5/8	42	50	35	76	32	32
16	5/8	FA602662/161	3/4	42	50	38	82	36	32
20	3/4	FA602662/200	3/4	42	55	38	81	36	36
20	3/4	FA602662/202	1"	42	55	41	87	41	36
25	1"	FA602662/250	1"	46	63	41	93	41	41
32	1"1/4	FA602662/320	1"1/4	60	90	44	112	50	50
40	1"1/2	FA602662/400	1"1/2	60	104	48	133	60	55



T		RIFERIMENTO REFERENCE	DN	D	L	L <sub>1</sub>
MM.	IN.					
12	1/2	FA602299/120	1/2	30.2	37	48
12	1/2	FA602299/121	3/4	38.1	37	45
16	5/8	FA602299/161	3/4	38.1	42	45
20	3/4	FA602299/200	3/4	38.1	42	49
20	3/4	FA602299/201	1"	44.5	42	50
25	1"	FA602299/250	1"	44.5	46	50
25	1"	FA602299/251	1" 1/4	50.8	46	55
32	1" 1/4	FA602299/320	1" 1/4	50.8	60	59
40	1" 1/2	FA602299/400	1" 1/2	60.3	60	58

### FA602299

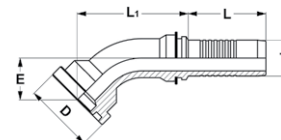
Flangia diritta SAE 3000 PSI  
Straight SAE flange 3000 PSI



T		RIFERIMENTO REFERENCE	DN	D	L	L <sub>1</sub>	E
MM.	IN.						
12	1/2	FA602310/120	1/2	30.2	37	54	24
12	1/2	FA602310/121	3/4	38.1	37	54	21
16	5/8	FA602310/161	3/4	38.1	42	55	22
20	3/4	FA602310/200	3/4	38.1	42	62	25
20	3/4	FA602310/201	1"	44.5	42	66	28
25	1"	FA602310/250	1"	44.5	46	70	29
25	1"	FA602310/251	1" 1/4	50.8	46	71	29
32	1" 1/4	FA602310/320	1" 1/4	50.8	60	105	34
40	1" 1/2	FA602310/400	1" 1/2	60.3	60	114	41

### FA602310

Flangia a 45° SAE 3000 PSI  
45° SAE flange 3000 PSI

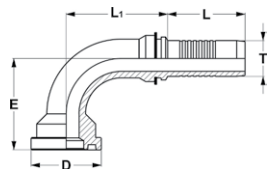


RACCORDI SERIE TL/104

HOSE FITTINGS TYPE TL/104

**FA602332**

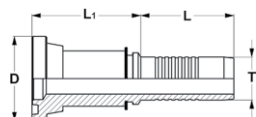
Flangia a 90° SAE 3000 PSI  
90° SAE flange 3000 PSI



T		RIFERIMENTO REFERENCE	DN	D	L	L <sub>1</sub>	E
MM.	IN.						
12	1/2	FA602332/120	1/2	30.2	37	42	43
12	1/2	FA602332/121	3/4	38.1	37	46	42
16	5/8	FA602332/161	3/4	38.1	42	50	53
20	3/4	FA602332/200	3/4	38.1	42	55	53
20	3/4	FA602332/201	1"	44.5	42	55	58
25	1"	FA602332/250	1"	44.5	46	63	62
25	1"	FA602332/251	1"1/4	50.8	46	63	62
32	1"1/4	FA602332/320	1"1/4	50.8	60	90	78
40	1"1/2	FA602332/400	1"1/2	60.3	60	104	91

**FA602309**

Flangia diritta SAE 6000 PSI  
Straight SAE flange 6000 PSI



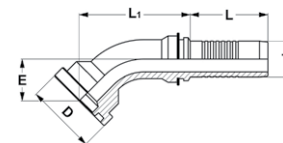
T		RIFERIMENTO REFERENCE	DN	D	L	L <sub>1</sub>
MM.	IN.					
12	1/2	FA602309/120	1/2	31.8	37	46
12	1/2	FA602309/121	3/4	41.3	37	52
16	5/8	FA602309/161	3/4	41.3	42	50
16	5/8	FA602309/162	1"	47.6	42	58
20	3/4	FA602309/200	3/4	41.3	42	50
20	3/4	FA602309/201	1"	47.6	42	58
25	1"	FA602309/250	1"	47.6	46	58
25	1"	FA602309/251	1"1/4	54.0	46	67
32	1"1/4	FA602309/320	1"1/4	54.0	60	70



T		RIFERIMENTO REFERENCE	DN	D	L	L <sub>1</sub>	E
MM.	IN.						
12	1/2	FA602321/120	1/2	31.8	37	55	22
12	1/2	FA602321/121	3/4	41.3	37	55	22
16	5/8	FA602321/161	3/4	41.3	42	66	28
16	5/8	FA602321/162	1"	47.6	42	82	34
20	3/4	FA602321/200	3/4	41.3	42	66	28
20	3/4	FA602321/201	1"	47.6	42	71	34
25	1"	FA602321/250	1"	47.6	46	76	34
25	1"	FA602321/251	1" 1/4	54.0	46	79	37
32	1" 1/4	FA602321/320	1" 1/4	54.0	60	100	39

## FA602321

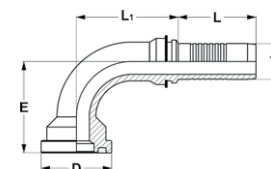
Flangia a 45° SAE 6000 PSI  
45° SAE flange 6000 PSI



T		RIFERIMENTO REFERENCE	DN	D	L	L <sub>1</sub>	E
MM.	IN.						
12	1/2	FA602343/120	1/2	31.8	37	42	44
12	1/2	FA602343/121	3/4	41.3	37	46	47
16	5/8	FA602343/161	3/4	41.3	42	50	58
16	5/8	FA602343/162	1"	47.6	42	71	72
20	3/4	FA602343/200	3/4	41.3	42	55	58
20	3/4	FA602343/201	1"	47.6	42	55	66
25	1"	FA602343/250	1"	47.6	46	63	70
25	1"	FA602343/251	1" 1/4	54.0	46	63	74
32	1" 1/4	FA602343/320	1" 1/4	54.0	60	90	85

## FA602343

Flangia a 90° SAE 6000 PSI  
90° SAE flange 6000 PSI

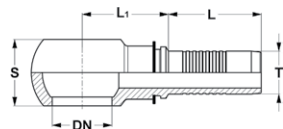


RACCORDI SERIE TL/104

HOSE FITTINGS TYPE TL/104

# FA602376

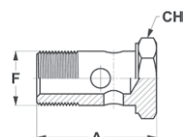
Raccordo ad occhio metrico  
Metric banjo



T		RIFERIMENTO REFERENCE	DN	L	L <sub>1</sub>	S
MM.	IN.		METRICO METRIC			
5	3/16	FA602376/050	10x1	32	18	10
5	3/16	FA602376/051	12x1,5	32	18	12
6	1/4	FA602376/060	12x1,5	33	23	12
6	1/4	FA602376/061	14x1,5	33	25	14
8	5/16	FA602376/089	12x1,5	33	23	12
10	3/8	FA602376/100	16x1,5	33	27	18
10	3/8	FA602376/101	18x1,5	33	29	20
12	1/2	FA602376/120	18x1,5	37	29	20
12	1/2	FA602376/121	22x1,5	37	33	24
16	5/8	FA602376/160	22x1,5	42	34	24
20	3/4	FA602376/200	26x1,5	42	39	30
20	3/4	FA602376/202	30x1,5	42	43	30
25	1"	FA602376/250	30x1,5	46	40	31

# A301119

Vite forata Metrica  
Metric bolt



RIFERIMENTO REFERENCE	F	A	CH
A301119/08	M8x1	21	12
A301119/10	M10x1	24	14
A301119/12	M12x1,5	28	17
A301119/14	M14x1,5	32	19
A301119/16	M16x1,5	38	22
A301119/18	M18x1,5	44	24
A301119/20	M20x1,5	45	27
A301119/22	M22x1,5	46	27
A301119/24	M24x1,5	50	30
A301119/26	M26x1,5	56	32

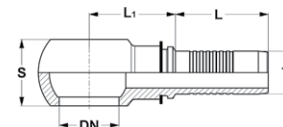




T		RIFERIMENTO REFERENCE	DN	L	L <sub>1</sub>	S
MM.	IN.		GAS CIL.BSP			
5	3/16	FA602354/051	1/4	32	20	15
6	1/4	FA602354/060	1/4	33	23	15
6	1/4	FA602354/061	3/8	33	27	18
8	5/16	FA602354/080	3/8	33	27	17
10	3/8	FA602354/100	3/8	33	27	17
10	3/8	FA602354/101	1/2	33	32	22
12	1/2	FA602354/120	1/2	37	32	22
16	5/8	FA602354/160	5/8	42	34	25
16	5/8	FA602354/161	3/4	42	39	33
20	3/4	FA602354/200	3/4	42	39	30
25	1"	FA602354/250	1"	46	45	37

## FA602354

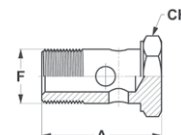
Raccordo ad occhio GAS  
BSP banjo



RIFERIMENTO REFERENCE	F	A	CH
A301108/10	G 1/8 A	24	14
A301108/13	G 1/4 A	32	19
A301108/17	G 3/8 A	38	22
A301108/21	G 1/2 A	46	27
A301108/23	G 5/8 A	50	30
A301108/26	G 3/4 A	56	32
A301108/33	G 1" A	70	41

## A301108

Vite forata Gas  
BSP bolt

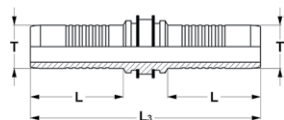


RACCORDI SERIE TL/104

HOSE FITTINGS TYPE TL/104

# FA602006

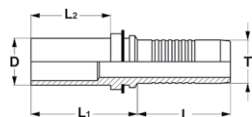
Raccordo giunzione  
Union fitting



T		RIFERIMENTO REFERENCE	DN	L	L3
MM.	IN.				
6	1/4	FA602006/060	06	33	84
8	5/16	FA602006/080	08	33	84
10	3/8	FA602006/100	10	33	85
12	1/2	FA602006/120	12	37	94
16	5/8	FA602006/160	16	42	105
20	3/4	FA602006/200	20	42	105
25	1"	FA602006/250	25	46	115
32	1" 1/4	FA602006/320	32	60	150

# FA602017

Estremità tubolare metrica  
Metric standpipe



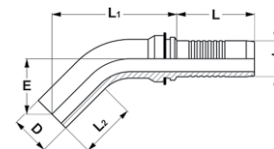
T		RIFERIMENTO REFERENCE	D	L	L1	L2
MM.	IN.					
6	1/4	FA602017/060	06	33	30	20
6	1/4	FA602017/061	08	33	30	20
6	1/4	FA602017/062	10	33	30	20
10	3/8	FA602017/100	10	33	30	20
10	3/8	FA602017/101	12	33	35	25
12	1/2	FA602017/120	12	37	35	25
12	1/2	FA602017/121	16	37	40	30
16	5/8	FA602017/160	16	42	40	30
16	5/8	FA602017/161	20	42	45	35
20	3/4	FA602017/200	20	42	45	35
25	1"	FA602017/250	28	46	52	40
32	1" 1/4	FA602017/320	35	60	60	45



T		RIFERIMENTO REFERENCE	D	L	L <sub>1</sub>	L <sub>2</sub>	E
MM.	IN.						
6	1/4	FA602028/060	06	33	39	20	17
6	1/4	FA602028/061	08	33	38	20	18
6	1/4	FA602028/062	10	33	47	20	19
10	3/8	FA602028/100	10	33	47	20	19
10	3/8	FA602028/101	12	33	50	25	23
12	1/2	FA602028/120	12	37	54	25	23
12	1/2	FA602028/121	16	37	61	30	28
16	5/8	FA602028/160	16	42	62	30	30
16	5/8	FA602028/161	20	42	66	35	34
20	3/4	FA602028/200	20	42	71	35	34
25	1"	FA602028/250	28	46	82	40	40
32	1"1/4	FA602028/320	35	60	107	45	46

## FA602028

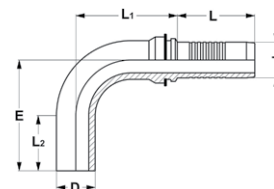
Estremità tubolare metrica a 45°  
45° Metric standpipe



T		RIFERIMENTO REFERENCE	D	L	L <sub>1</sub>	L <sub>2</sub>	E
MM.	IN.						
6	1/4	FA602039/060	06	33	28	20	30
6	1/4	FA602039/061	08	33	31	20	37
6	1/4	FA602039/062	10	33	38	20	38
10	3/8	FA602039/100	10	33	36	20	38
10	3/8	FA602039/101	12	33	36	25	43
12	1/2	FA602039/120	12	37	42	25	43
12	1/2	FA602039/121	16	37	42	30	52
16	5/8	FA602039/160	16	42	50	30	60
16	5/8	FA602039/161	20	42	50	35	65
20	3/4	FA602039/200	20	42	55	35	65
25	1"	FA602039/250	28	46	63	40	76
32	1"1/4	FA602039/320	35	60	90	45	95

## FA602039

Estremità tubolare metrica a 90°  
90° Metric standpipe

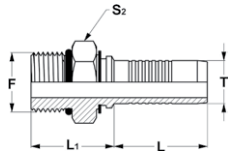


RACCORDI SERIE TL/104

HOSE FITTINGS TYPE TL/104

**FA602050**

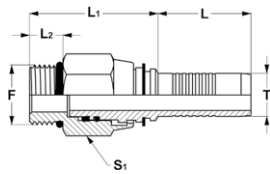
Maschio SAE con o-ring  
SAE o-ring male



T	RIFERIMENTO REFERENCE		F	L	L1	S2
MM.	IN.		UNF-UN			
6	1/4	FA602050/060	7/16-20	33	25	14
6	1/4	FA602050/061	1/2-20	33	25	17
6	1/4	FA602050/062	9/16-18	33	27	19
8	5/16	FA602050/081	9/16-18	33	27	19
10	3/8	FA602050/100	9/16-18	33	27	19
10	3/8	FA602050/101	3/4-16	33	31	22
12	1/2	FA602050/120	3/4-16	37	31	22
12	1/2	FA602050/121	7/8-14	37	35	27
16	5/8	FA602050/160	7/8-14	42	35	27
16	5/8	FA602050/161	1" 1/16-12	42	38	32
20	3/4	FA602050/200	1" 1/16-12	42	38	32
20	3/4	FA602050/202	1" 5/16-12	42	38	38
25	1"	FA602050/250	1" 5/16-12	46	39	38

**FA602061**

Maschio SAE girevole con o-ring  
SAE swivel male o-ring boss



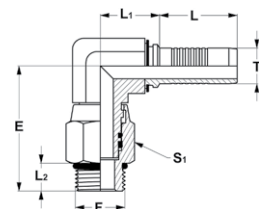
T	RIFERIMENTO REFERENCE		F	L	L1	L2	S1
MM.	IN.		UNF-UN				
6	1/4	FA602061/060	7/16-20	33	40	9	17
6	1/4	FA602061/062	9/16-18	33	41	10	22
10	3/8	FA602061/100	9/16-18	33	43	10	22
10	3/8	FA602061/101	3/4-16	33	44	11	22
12	1/2	FA602061/120	3/4-16	37	45	11	22
12	1/2	FA602061/121	7/8-14	37	47	13	27
12	1/2	FA602061/122	1" 1/16-12	37	50	15	32
16	5/8	FA602061/160	7/8-14	42	47	13	27
20	3/4	FA602061/200	1" 1/16-12	42	50	15	32



T		RIFERIMENTO REFERENCE	F	L	L <sub>1</sub>	E	L <sub>2</sub>	S <sub>1</sub>
MM.	IN.		UNF-UN					
10	3/8	FA602072/100	9/16-18	33	20	45	10	22
10	3/8	FA602072/101	3/4-16	33	20	50	11	22
12	1/2	FA602072/120	3/4-16	37	25	50	11	22
20	3/4	FA602072/200	1" 1/16-12	42	30	65	15	32

### FA602072

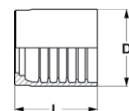
Maschio SAE girevole a 90°  
con o-ring  
90° SAE swivel male o-ring boss



T		RIFERIMENTO REFERENCE	DN	D	L
MM.	IN.				
6	1/4	A612136/06	1/4	24	35
8	5/16	A612136/08	5/16	26	35
10	3/8	A612136/10	3/8	30	35
12	1/2	A612136/12	1/2	33	40
16	5/8	A612136/16	5/8	34	44
20	3/4	A612136/20	3/4	42	45
25	1"	A612136/25	1"	51	48
32	1" 1/4	A612136/32	1" 1/4	62	63
40	1" 1/2	A612136/40	1" 1/2	68	64

### A612136

Boccola per tubo 1SN - 2SN  
Ferrule for hoses 1SN - 2SN

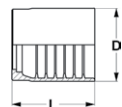


RACCORDI SERIE TL/104

HOSE FITTINGS TYPE TL/104

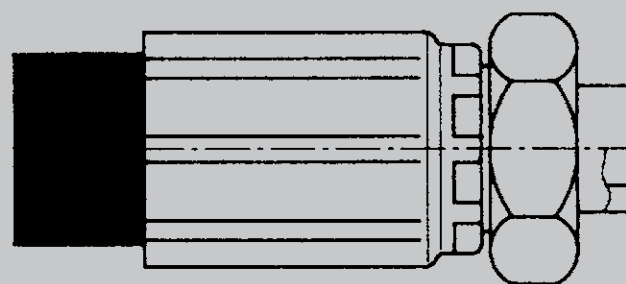
# A612125

Boccola per tubi 1SC-2SC-R16-R17  
 Ferrule for hoses 1SC-2SC-R16-R17

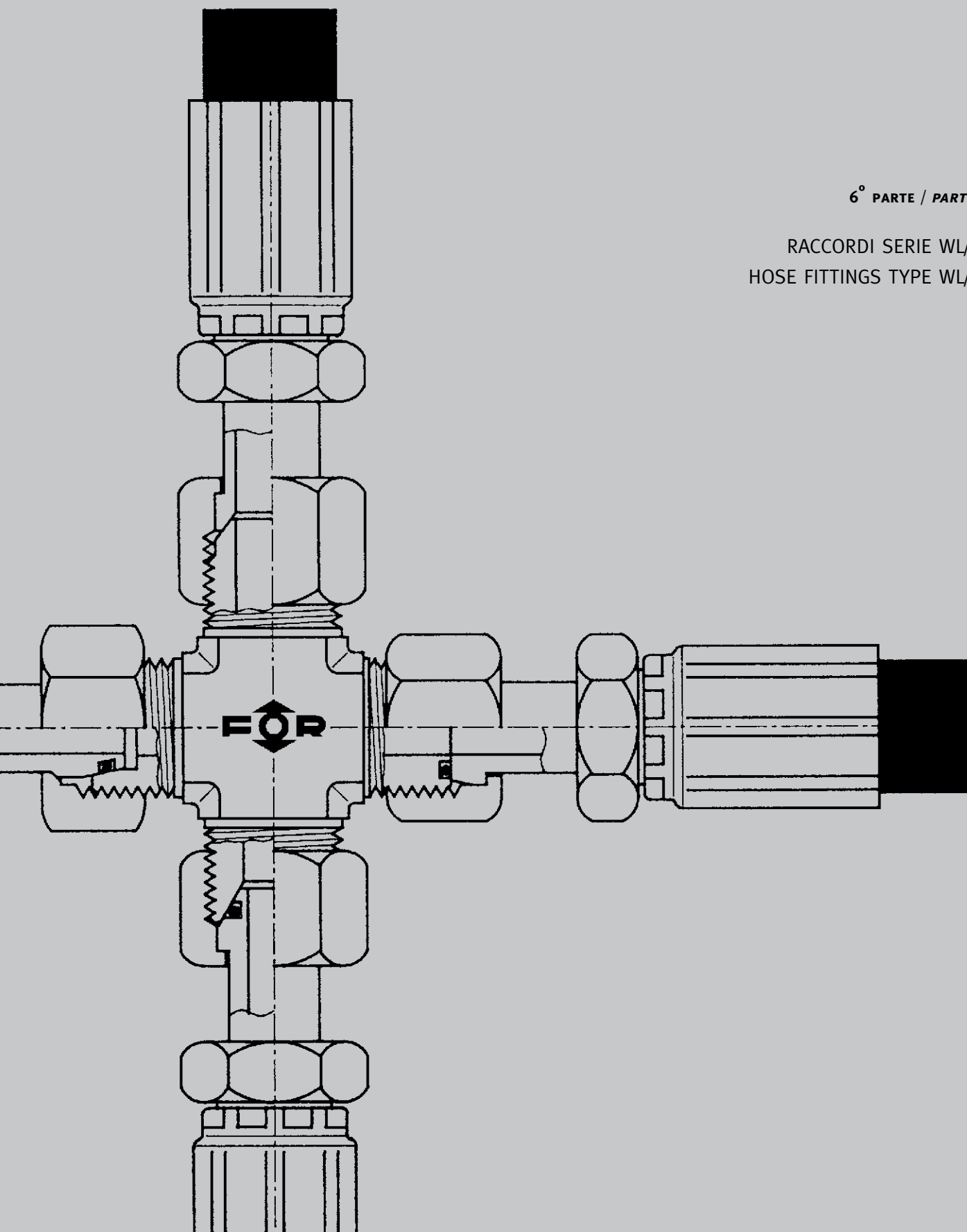


T		RIFERIMENTO REFERENCE	DN	D	L
MM.	IN.				
6	1/4	A612125/06	1/4	22	35
8	5/16	A612125/08	5/16	23	35
10	3/8	A612125/10	3/8	26	35
12	1/2	A612125/12	1/2	29	40
16	5/8	A612125/16	5/8	32	44
20	3/4	A612125/20	3/4	40	45
25	1"	A612125/25	1"	51	48









6° PARTE / PART 6

RACCORDI SERIE WL/1  
HOSE FITTINGS TYPE WL/1

## INDICE FIGURATIVO SERIE WL/1

## VISUAL INDEX WL/1 SERIES

**269 A604004**

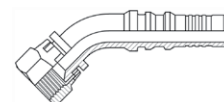
Femmina girevole JIC cono 37°  
*JIC female swivel cone 37°*

**269 A604279**

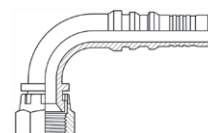
Femmina girevole JIC cono 37°  
con controdado di fermo  
*JIC female swivel cone 37°  
with counter nut*

**270 A604015**

Femmina girevole a 45° JIC cono 37°  
*45° JIC female swivel cone 37°*

**270 A604026**

Femmina girevole a 90° JIC cono 37°  
*90° JIC female swivel cone 37°*

**271 A604037**

Maschio JIC cono 37°  
*JIC male cone 37°*

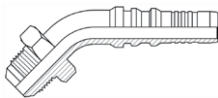




INDICE FIGURATIVO SERIE WL/1  
VISUAL INDEX WL/1 SERIES

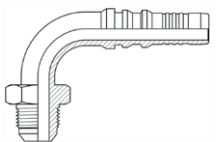
**271 A604422**

Maschio a 45° JIC cono 37°  
45° JIC male cone 37°



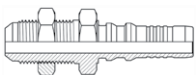
**272 A604466**

Maschio a 90° JIC cono 37°  
90° JIC male cone 37°



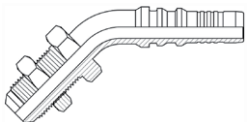
**272 A604301**

Passaparete maschio JIC cono 37°  
JIC bulkhead male cone 37°



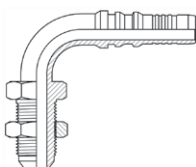
**273 A604345**

Passaparete maschio a 45° JIC cono 37°  
45° JIC bulkhead male cone 37°



**273 A604389**

Passaparete maschio a 90° JIC cono 37°  
90° JIC bulkhead male cone 37°



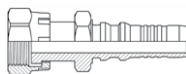
**274 A604048**

Femmina girevole ORFS  
ORFS female swivel



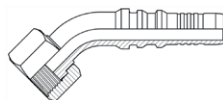
**274 A604268**

Femmina girevole ORFS con  
controdado di fermo  
ORFS female swivel with counternut



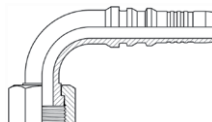
**275 A604059**

Femmina girevole a 45° ORFS  
45° ORFS female swivel



**275 A604060**

Femmina girevole a 90° ORFS  
90° ORFS female swivel



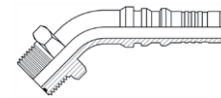
**276 A604246**

Maschio ORFS  
ORFS male



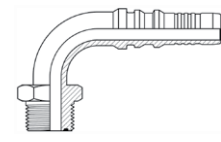
**276 A604433**

Maschio a 45° ORFS  
45° ORFS male



**277 A604477**

Maschio a 90° ORFS  
90° ORFS male



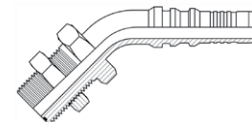
**277 A604312**

Passaparete maschio ORFS  
ORFS bulkhead male



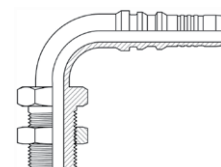
**278 A604356**

Passaparete maschio a 45° ORFS  
45° ORFS bulkhead male



**278 A604390**

Passaparete maschio a 90° ORFS  
90° ORFS bulkhead male



# INDICE FIGURATIVO SERIE WL/1

## VISUAL INDEX WL/1 SERIES

### 279 A604158

Femmina metrica DKO girevole DIN serie S  
Swivel DKO female DIN S series



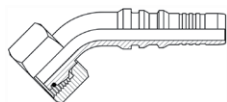
### 279 A604280

Femmina metrica DKO girevole DIN serie S con controdado di fermo  
Swivel DKO female DIN S series with counter nut



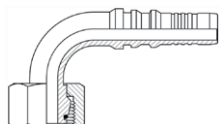
### 280 A604169

Femmina metrica DKO girevole a 45° DIN serie S  
45° swivel DKO female DIN S series



### 280 A604170

Femmina metrica DKO girevole a 90° DIN serie S  
90° swivel DKO female DIN S series



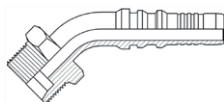
### 281 A604147

Maschio DIN serie S  
Male DIN S series



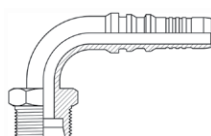
### 281 A604444

Maschio a 45° DIN serie S  
45° Metric male DIN S series



### 282 A604488

Maschio a 90° DIN serie S  
90° male DIN S series



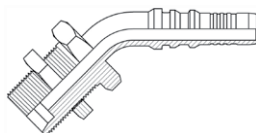
### 282 A604323

Passaparete maschio DIN serie S  
Bulkhead male DIN S series



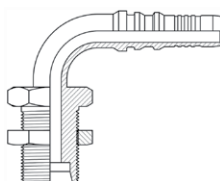
### 283 A604367

Passaparete maschio a 45° DIN serie S  
45° Bulkhead male DIN S series



### 283 A604400

Passaparete maschio a 90° DIN serie S  
90° Bulkhead male DIN S series



### 284 A604071

Femmina girevole BSP cono 60°  
BSP female swivel cone 60°



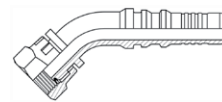
### 284 A604291

Femmina girevole BSP cono 60° con controdado di fermo  
BSP female swivel cone 60° with counter nut



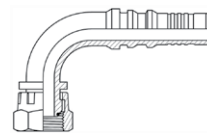
### 285 A604082

Femmina girevole a 45° BSP cono 60°  
45° BSP female swivel cone 60°



### 285 A604093

Femmina girevole a 90° BSP cono 60°  
90° BSP female swivel cone 60°



### 286 A604103

Maschio BSP cono 60°  
BSP male cone 60°





INDICE FIGURATIVO SERIE WL/1  
VISUAL INDEX WL/1 SERIES

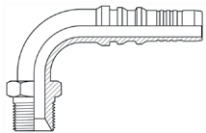
**286 A604455**

Maschio a 45° BSP cono 60°  
45° BSP male cone 60°



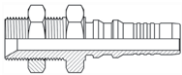
**287 A604499**

Maschio a 90° BSP cono 60°  
90° BSP male cone 60°



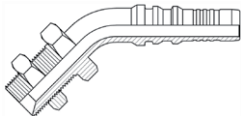
**287 A604334**

Passaparete maschio BSP cono 60°  
BSP bulkhead male cone 60°



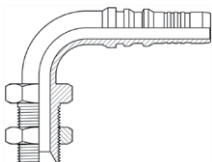
**288 A604378**

Passaparete maschio a 45° BSP  
cono 60°  
45° BSP bulkhead male cone 60°



**288 A604411**

Passaparete maschio a 90° BSP  
cono 60°  
90° BSP bulkhead male cone 60°



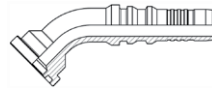
**289 A604181**

Flangia diritta SAE 3000 PSI  
Straight SAE flange 3000 PSI



**289 A604202**

Flangia a 45° SAE 3000 PSI  
45° SAE flange 3000 PSI



**290 A604224**

Flangia a 90° SAE 3000 PSI  
90° SAE flange 3000 PSI



**290 A604192**

Flangia diritta SAE 6000 PSI  
Straight SAE flange 6000 PSI



**291 A604213**

Flangia a 45° SAE 6000 PSI  
45° SAE flange 6000 PSI



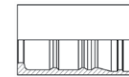
**291 A604235**

Flangia a 90° SAE 6000 PSI  
90° SAE flange 6000 PSI



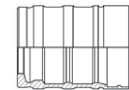
**292 A614006**

Boccola per tubo 4SH  
Ferrule for hose 4SH



**292 A614017**

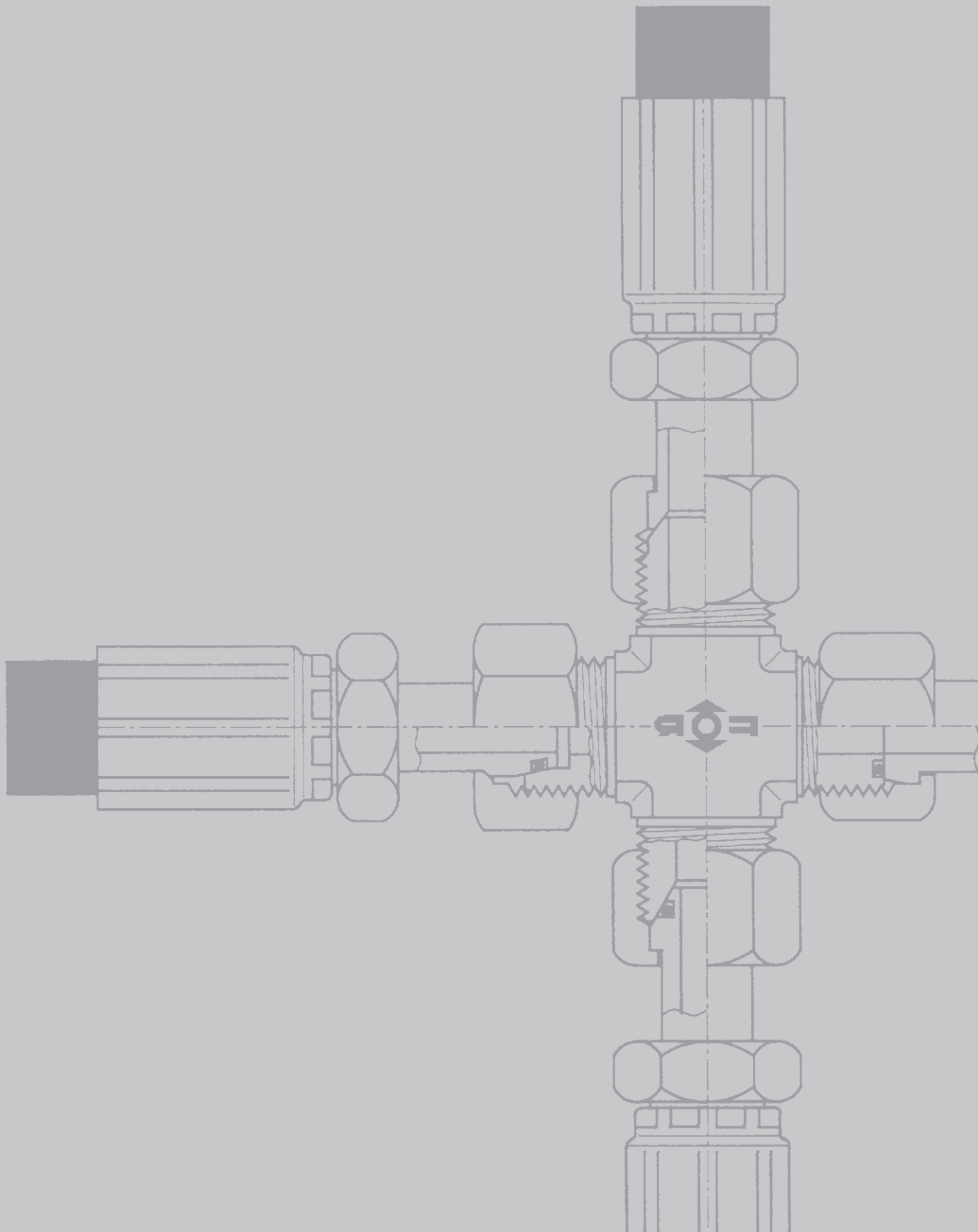
Boccola per tubo R13  
Ferrule for hose R13



**293 A614028**

Boccola per tubo R15  
Ferrule for hose R15



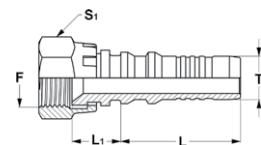




T		RIFERIMENTO REFERENCE	F	L	L <sub>1</sub>	S <sub>1</sub>
MM.	IN.		UNF-UN			
20	3/4	A604004/200	1" 1/16-12	54	22	32
20	3/4	A604004/202	1" 5/16-12	54	24	38
25	1"	A604004/250	1" 5/16-12	70	24	38
25	1"	A604004/251	1" 5/8-12	70	26	50
32	1" 1/4	A604004/320	1" 5/8-12	89	26	50
40	1" 1/2	A604004/400	1" 7/8-12	93	31	57

## A604004

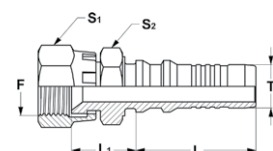
Femmina girevole JIC con 37°  
JIC female swivel cone 37°



T		RIFERIMENTO REFERENCE	F	L	L <sub>1</sub>	S <sub>1</sub>	S <sub>2</sub>
MM.	IN.		UNF-UN				
20	3/4	A604279/200	1" 1/16-12	54	28	32	27
20	3/4	A604279/202	1" 5/16-12	54	31	38	32
25	1"	A604279/250	1" 5/16-12	70	31	38	32
25	1"	A604279/251	1" 5/8-12	70	35	50	41
32	1" 1/4	A604279/320	1" 5/8-12	89	35	50	41
40	1" 1/2	A604279/400	1" 7/8-12	93	39	57	46

## A604279

Femmina girevole JIC con 37°  
con controdado di fermo  
JIC female swivel cone 37° with  
counternut

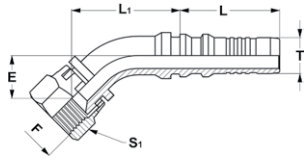


RACCORDI SERIE WL/1

HOSE FITTINGS TYPE WL/1

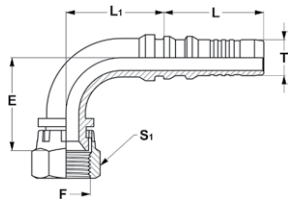
# A604015

Femmina girevole a 45° JIC  
cono 37°  
45° JIC female swivel cone 37°



# A604026

Femmina girevole a 90° JIC  
cono 37°  
90° JIC female swivel cone 37°



T		RIFERIMENTO REFERENCE	F	L	L <sub>1</sub>	E	S <sub>1</sub>
MM.	IN.		UNF-UN				
20	3/4	A604015/200	1" 1/16-12	54	59	23	32
20	3/4	A604015/202	1" 5/16-12	54	73	28	38
25	1"	A604015/250	1" 5/16-12	70	67	27	38
25	1"	A604015/251	1" 5/8-12	70	81	32	50
32	1" 1/4	A604015/320	1" 5/8-12	89	92	37	50
40	1" 1/2	A604015/400	1" 7/8-12	93	117	49	57

T		RIFERIMENTO REFERENCE	F	L	L <sub>1</sub>	E	S <sub>1</sub>
MM.	IN.		UNF-UN				
20	3/4	A604026/200	1" 1/16-12	54	53	51	32
20	3/4	A604026/202	1" 5/16-12	54	69	63	38
25	1"	A604026/250	1" 5/16-12	70	61	60	38
25	1"	A604026/251	1" 5/8-12	70	61	57	50
32	1" 1/4	A604026/320	1" 5/8-12	89	85	81	50
40	1" 1/2	A604026/400	1" 7/8-12	93	100	101	57

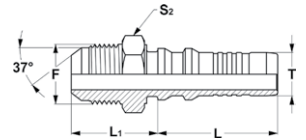




T		RIFERIMENTO REFERENCE	F	L	L <sub>1</sub>	S <sub>2</sub>
MM.	IN.		UNF-UN			
20	3/4	A604037/200	1" 1/16-12	54	40	27
20	3/4	A604037/202	1" 5/16-12	54	42	36
25	1"	A604037/250	1" 5/16-12	70	42	36
25	1"	A604037/251	1" 5/8-12	70	45	46
32	1" 1/4	A604037/320	1" 5/8-12	89	45	42
40	1" 1/2	A604037/400	1" 7/8-12	93	49	50

### A604037

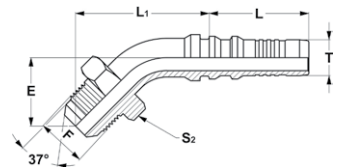
Maschio JIC cono 37°  
JIC male cone 37°



T		RIFERIMENTO REFERENCE	F	L	L <sub>1</sub>	E	S <sub>2</sub>
MM.	IN.		UNF-UN				
20	3/4	A604422/200	1" 1/16-12	54	71	36	27
20	3/4	A604422/202	1" 5/16-12	54	73	37	36
25	1"	A604422/250	1" 5/16-12	70	80	39	36
25	1"	A604422/251	1" 5/8-12	70	82	41	46
32	1" 1/4	A604422/320	1" 5/8-12	89	102	46	42
40	1" 1/2	A604422/400	1" 7/8-12	93	127	58	50

### A604422

Maschio a 45° JIC cono 37°  
45° JIC male cone 37°

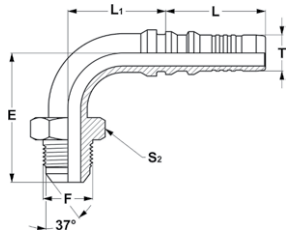


RACCORDI SERIE WL/1

HOSE FITTINGS TYPE WL/1

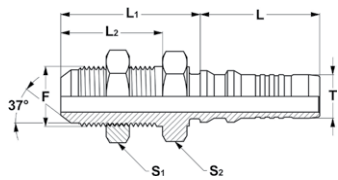
# A604466

Maschio a 90° JIC cono 37°  
90° JIC male cone 37°



# A604301

Passaparete maschio JIC cono 37°  
JIC bulkhead male cone 37°



T	MM.	IN.	RIFERIMENTO REFERENCE	F	L	L1	E	S2
				UNF-UN				
	20	3/4	A604466/200	1" 1/16-12	54	53	68	27
	20	3/4	A604466/202	1" 5/16-12	54	53	70	36
	25	1"	A604466/250	1" 5/16-12	70	61	77	36
	25	1"	A604466/251	1" 5/8-12	70	61	80	46
	32	1" 1/4	A604466/320	1" 5/8-12	89	85	94	42
	40	1" 1/2	A604466/400	1" 7/8-12	93	100	114	50

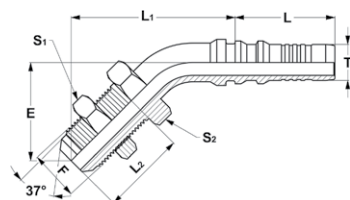
T	MM.	IN.	RIFERIMENTO REFERENCE	F	L	L1	L2	S1	S2
				UNF-UN					
	20	3/4	A604301/200	1" 1/16-12	54	63	46	35	35
	20	3/4	A604301/202	1" 5/16-12	54	64	46	41	41
	25	1"	A604301/250	1" 5/16-12	70	64	46	41	41
	25	1"	A604301/251	1" 5/8-12	70	67	47	46	46
	32	1" 1/4	A604301/320	1" 5/8-12	89	67	47	46	46
	40	1" 1/2	A604301/400	1" 7/8-12	93	69	47	55	55



T		RIFERIMENTO REFERENCE	F	L	L <sub>1</sub>	L <sub>2</sub>	E	S <sub>1</sub>	S <sub>2</sub>
MM.	IN.								
20	3/4	A604345/200	1" 1/16-12	54	87	46	52	35	35
20	3/4	A604345/202	1" 5/16-12	54	88	46	53	41	41
25	1"	A604345/250	1" 5/16-12	70	95	46	55	41	41
25	1"	A604345/251	1" 5/8-12	70	97	47	57	46	46
32	1" 1/4	A604345/320	1" 5/8-12	89	117	47	62	46	46
40	1" 1/2	A604345/400	1" 7/8-12	93	140	47	72	55	55

### A604345

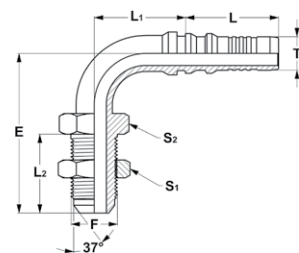
Passaparete maschio a 45° JIC  
cono 37°  
45° JIC bulkhead male cone 37°



T		RIFERIMENTO REFERENCE	F	L	L <sub>1</sub>	L <sub>2</sub>	E	S <sub>1</sub>	S <sub>2</sub>
MM.	IN.								
20	3/4	A604389/200	1" 1/16-12	54	53	46	91	35	35
20	3/4	A604389/202	1" 5/16-12	54	53	46	92	41	41
25	1"	A604389/250	1" 5/16-12	70	61	46	99	41	41
25	1"	A604389/251	1" 5/8-12	70	61	47	102	46	46
32	1" 1/4	A604389/320	1" 5/8-12	89	85	47	116	46	46
40	1" 1/2	A604389/400	1" 7/8-12	93	100	47	133	55	55

### A604389

Passaparete maschio a 90° JIC  
cono 37°  
90° JIC bulkhead male cone 37°

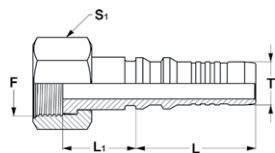


RACCORDI SERIE WL/1

HOSE FITTINGS TYPE WL/1

# A604048

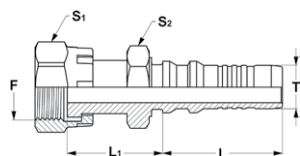
Femmina girevole ORFS  
ORFS female swivel



T		RIFERIMENTO REFERENCE	F	L	L1	S1
MM.	IN.		UNF-UN			
20	3/4	A604048/200	1"3/16-12	54	33	36
20	3/4	A604048/201	1"7/16-12	54	34	41
25	1"	A604048/250	1"7/16-12	70	35	41
25	1"	A604048/251	1"11/16-12	70	35	50
32	1"1/4	A604048/320	1"11/16-12	89	35	50
40	1"1/2	A604048/400	2"-12	93	36	57

# A604268

Femmina girevole ORFS con  
controdado di fermo  
ORFS female swivel with  
counternut



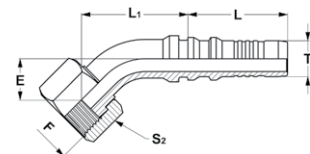
T		RIFERIMENTO REFERENCE	F	L	L1	S1	S2
MM.	IN.		UNF-UN				
20	3/4	A604268/200	1"3/16-12	54	43	36	30
20	3/4	A604268/201	1"7/16-12	54	46	41	36
25	1"	A604268/250	1"7/16-12	70	46	41	36
25	1"	A604268/251	1"11/16-12	70	47	50	41
32	1"1/4	A604268/320	1"11/16-12	89	47	50	41
40	1"1/2	A604268/400	2"-12	93	48	57	48



T		RIFERIMENTO REFERENCE	F	L	L <sub>1</sub>	E	S <sub>1</sub>
MM.	IN.		UNF-UN				
20	3/4	A604059/200	1" 3/16-12	54	58	22	36
20	3/4	A604059/201	1" 7/16-12	54	59	23	41
25	1"	A604059/250	1" 7/16-12	70	69	29	41
25	1"	A604059/251	1" 11/16-12	70	79	29	50
32	1" 1/4	A604059/320	1" 11/16-12	89	85	29	50
40	1" 1/2	A604059/400	2"-12	93	109	41	57

### A604059

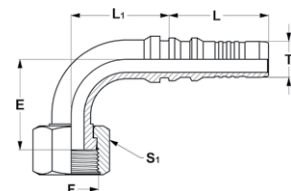
Femmina girevole a 45° ORFS  
45° ORFS female swivel



T		RIFERIMENTO REFERENCE	F	L	L <sub>1</sub>	E	S <sub>1</sub>
MM.	IN.		UNF-UN				
20	3/4	A604060/200	1" 3/16-12	54	53	49	36
20	3/4	A604060/201	1" 7/16-12	54	53	57	41
25	1"	A604060/250	1" 7/16-12	70	61	63	41
25	1"	A604060/251	1" 11/16-12	70	76	68	50
32	1" 1/4	A604060/320	1" 11/16-12	89	85	71	50
40	1" 1/2	A604060/400	2"-12	93	100	89	57

### A604060

Femmina girevole a 90° ORFS  
90° ORFS female swivel

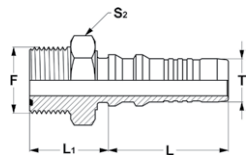


RACCORDI SERIE WL/1

HOSE FITTINGS TYPE WL/1

# A604246

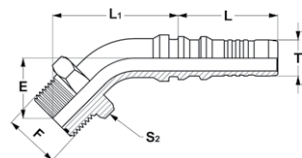
Maschio ORFS  
ORFS male



T		RIFERIMENTO REFERENCE	F	L	L1	S2
MM.	IN.		UNF-UN			
20	3/4	A604246/200	1"3/16-12	54	36	32
20	3/4	A604246/201	1"7/16-12	54	37	38
25	1"	A604246/250	1"7/16-12	70	36	41
25	1"	A604246/251	1"11/16-12	70	38	46
32	1"1/4	A604246/320	1"11/16-12	89	38	46
40	1"1/2	A604246/400	2"-12	93	41	55

# A604433

Maschio a 45° ORFS  
45° ORFS male



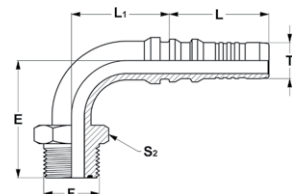
T		RIFERIMENTO REFERENCE	F	L	L1	E	S2
MM.	IN.		UNF-UN				
20	3/4	A604433/200	1"3/16-12	54	75	39	32
20	3/4	A604433/201	1"7/16-12	54	75	40	38
25	1"	A604433/250	1"7/16-12	70	76	36	41
25	1"	A604433/251	1"11/16-12	70	77	37	46
32	1"1/4	A604433/320	1"11/16-12	89	96	41	46
40	1"1/2	A604433/400	2"-12	93	122	53	55



T		RIFERIMENTO REFERENCE	F	L	L <sub>1</sub>	E	S <sub>2</sub>
MM.	IN.		UNF-UN				
20	3/4	A604477/200	1" 3/16-12	54	69	73	32
20	3/4	A604477/201	1" 7/16-12	54	69	74	38
25	1"	A604477/250	1" 7/16-12	70	61	72	41
25	1"	A604477/251	1" 11/16-12	70	61	74	46
32	1" 1/4	A604477/320	1" 11/16-12	89	95	87	46
40	1" 1/2	A604477/400	2"-12	93	100	107	55

### A604477

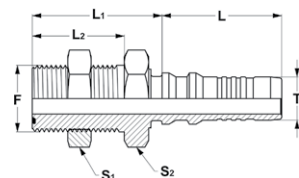
Maschio a 90° ORFS  
90° ORFS male



T		RIFERIMENTO REFERENCE	F	L	L <sub>1</sub>	L <sub>2</sub>	S <sub>1</sub>	S <sub>2</sub>
MM.	IN.		UNF-UN					
20	3/4	A604312/200	1" 3/16-12	54	58	42	41	38
20	3/4	A604312/201	1" 7/16-12	54	62	43	46	46
25	1"	A604312/250	1" 7/16-12	70	60	43	46	41
25	1"	A604312/251	1" 11/16-12	70	61	43	50	50
32	1" 1/4	A604312/320	1" 11/16-12	89	60	43	50	50
40	1" 1/2	A604312/400	2"-12	93	64	43	60	60

### A604312

Passaparete maschio ORFS  
ORFS bulkhead male

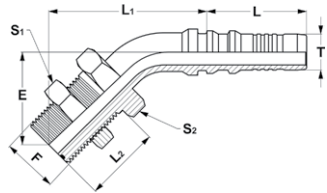


RACCORDI SERIE WL/1

HOSE FITTINGS TYPE WL/1

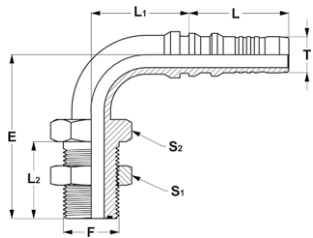
**A604356**

Passaparete maschio a 45° ORFS  
45° ORFS bulkhead male



**A604390**

Passaparete maschio a 90° ORFS  
90° ORFS bulkhead male



T		RIFERIMENTO REFERENCE	F	L	L <sub>1</sub>	L <sub>2</sub>	E	S <sub>1</sub>	S <sub>2</sub>
MM.	IN.		UNF-UN						
20	3/4	A604356/200	1"3/16-12	54	97	42	52	41	38
20	3/4	A604356/201	1"7/16-12	54	98	43	52	46	41
25	1"	A604356/250	1"7/16-12	70	93	43	53	46	46
25	1"	A604356/251	1"11/16-12	70	94	43	54	50	50
32	1"1/4	A604356/320	1"11/16-12	89	113	43	58	50	50
40	1"1/2	A604356/400	2"-12	93	138	43	70	60	60

T		RIFERIMENTO REFERENCE	F	L	L <sub>1</sub>	L <sub>2</sub>	E	S <sub>1</sub>	S <sub>2</sub>
MM.	IN.		UNF-UN						
20	3/4	A604390/200	1"3/16-12	54	69	42	97	41	38
20	3/4	A604390/201	1"7/16-12	54	69	43	98	46	41
25	1"	A604390/250	1"7/16-12	70	61	43	96	46	46
25	1"	A604390/251	1"11/16-12	70	61	43	98	50	46
32	1"1/4	A604390/320	1"11/16-12	89	85	43	111	50	50
40	1"1/2	A604390/400	2"-12	93	100	43	131	60	60



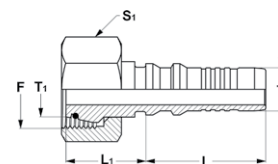


T		RIFERIMENTO REFERENCE	F	T <sub>1</sub>	L	L <sub>1</sub>	S <sub>1</sub>
MM.	IN.		METRICO METRIC				
20	3/4	A604158/200	36X2	25	54	36	46
20	3/4	A604158/209	30X2	20	54	34	36
25	1"	A604158/250	42X2	30	70	38	50
32	1" 1/4	A604158/320	52X2	38	89	42	60

### A604158

serie pesante (s) / HEAVY SERIES

Femmina metrica DKO girevole DIN serie S  
Swivel DKO female DIN S series

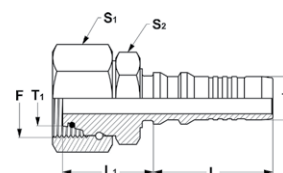


T		RIFERIMENTO REFERENCE	F	T <sub>1</sub>	L	L <sub>1</sub>	S <sub>1</sub>	S <sub>2</sub>
MM.	IN.		METRICO METRIC					
20	3/4	A604280/200	36X2	25	54	42	46	36
20	3/4	A604280/209	30X2	20	54	43	36	27
25	1"	A604280/250	42X2	30	70	44	50	41
32	1" 1/4	A604280/320	52X2	38	89	48	60	50

### A604280

serie pesante (s) / HEAVY SERIES

Femmina metrica DKO girevole DIN serie S con controdado di fermo  
Swivel DKO female DIN S series with counternut



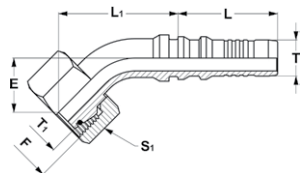
RACCORDI SERIE WL/1

HOSE FITTINGS TYPE WL/1

**A604169**

serie pesante (s) / HEAVY SERIES

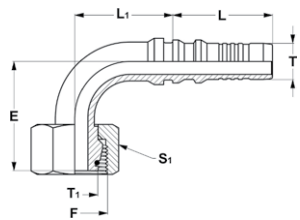
Femmina metrica DKO girevole a 45° DIN serie S  
45° swivel DKO female DIN S series



**A604170**

serie pesante (s) / HEAVY SERIES

Femmina metrica DKO girevole a 90° DIN serie S  
90° swivel DKO female DIN S series



T		RIFERIMENTO REFERENCE	F	T <sub>1</sub>	L	L <sub>1</sub>	E	S <sub>1</sub>
MM.	IN.		METRICO METRIC					
20	3/4	A604169/200	36X2	25	54	65	29	46
20	3/4	A604169/209	30X2	20	54	81	35	36
25	1"	A604169/250	42X2	30	70	72	32	50
32	1"1/4	A604169/320	52X2	38	89	100	45	60

T		RIFERIMENTO REFERENCE	F	T <sub>1</sub>	L	L <sub>1</sub>	E	S <sub>1</sub>
MM.	IN.		METRICO METRIC					
20	3/4	A604170/200	36X2	25	54	53	59	46
20	3/4	A604170/209	30X2	20	54	69	73	36
25	1"	A604170/250	42X2	30	70	61	67	50
32	1"1/4	A604170/320	52X2	38	89	85	93	60

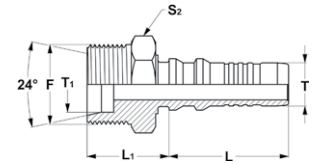


T		RIFERIMENTO REFERENCE	F	T <sub>1</sub>	L	L <sub>1</sub>	S <sub>2</sub>
MM.	IN.		METRICO METRIC				
20	3/4	A604147/200	36X2	25	54	39	38
20	3/4	A604147/209	30X2	20	54	34	32
25	1"	A604147/250	42X2	30	70	44	46
32	1" 1/4	A604147/320	52X2	38	89	45	55

### A604147

serie pesante (s) / HEAVY SERIES

Maschio DIN serie S  
Male DIN S series

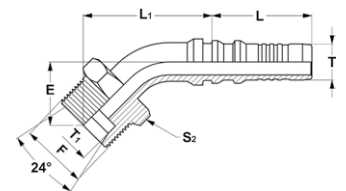


T		RIFERIMENTO REFERENCE	F	T <sub>1</sub>	L	L <sub>1</sub>	E	S <sub>2</sub>
MM.	IN.		METRICO METRIC					
20	3/4	A604444/200	36X2	25	54	69	34	38
20	3/4	A604444/209	30X2	20	54	66	31	32
25	1"	A604444/250	42X2	30	70	78	38	46
32	1" 1/4	A604444/320	52X2	38	89	102	46	55

### A604444

serie pesante (s) / HEAVY SERIES

Maschio a 45° DIN serie S  
45° Metric male DIN S series



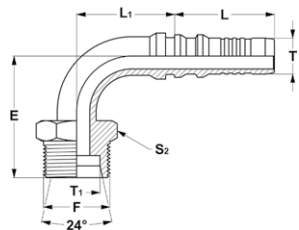
RACCORDI SERIE WL/1

HOSE FITTINGS TYPE WL/1

**A604488**

serie pesante (s) / HEAVY SERIES

Maschio a 90° DIN serie S  
90° male DIN S series

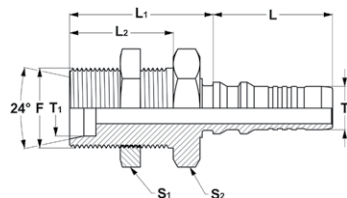


T		RIFERIMENTO REFERENCE	F	T <sub>1</sub>	L	L <sub>1</sub>	E	S <sub>2</sub>
MM.	IN.		METRICO METRIC					
20	3/4	A604488/200	36X2	25	54	53	65	38
20	3/4	A604488/209	30X2	20	54	53	61	32
25	1"	A604488/250	42X2	30	70	61	75	46
32	1"1/4	A604488/320	52X2	38	89	85	95	55

**A604323**

serie pesante (s) / HEAVY SERIES

Passaparete maschio DIN serie S  
Bulkhead male DIN S series



T		RIFERIMENTO REFERENCE	F	T <sub>1</sub>	L	L <sub>1</sub>	L <sub>2</sub>	S <sub>1</sub>	S <sub>2</sub>
MM.	IN.		METRICO METRIC						
20	3/4	A604323/200	36X2	25	54	66	47	46	46
20	3/4	A604323/209	30X2	20	54	60	44	41	41
25	1"	A604323/250	42X2	30	70	72	51	50	50
32	1"1/4	A604323/320	52X2	38	89	73	53	65	65

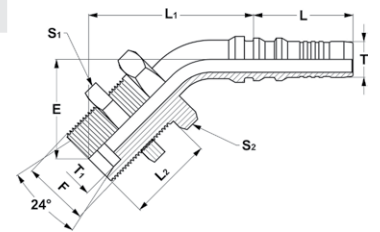


T		RIFERIMENTO REFERENCE	F	T <sub>1</sub>	L	L <sub>1</sub>	L <sub>2</sub>	E	S <sub>1</sub>	S <sub>2</sub>
MM.	IN.		METRICO METRIC							
20	3/4	A604367/200	36X2	25	54	89	47	54	46	46
20	3/4	A604367/209	30X2	20	54	86	44	51	41	41
25	1"	A604367/250	42X2	30	70	100	51	60	50	50
32	1" 1/4	A604367/320	52X2	38	89	123	53	68	65	65

### A604367

serie pesante (s) / HEAVY SERIES

Passaparete maschio a 45° DIN  
serie S  
45° Bulkhead male DIN S series

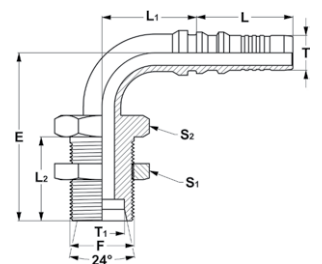


T		RIFERIMENTO REFERENCE	F	T <sub>1</sub>	L	L <sub>1</sub>	L <sub>2</sub>	E	S <sub>1</sub>	S <sub>2</sub>
MM.	IN.		METRICO METRIC							
20	3/4	A604400/200	36X2	25	54	53	47	94	46	46
20	3/4	A604400/209	30X2	20	54	53	44	89	41	41
25	1"	A604400/250	42X2	30	70	61	51	106	50	50
32	1" 1/4	A604400/320	52X2	38	89	85	53	125	65	65

### A604400

serie pesante (s) / HEAVY SERIES

Passaparete maschio a 90° DIN  
serie S  
90° Bulkhead male DIN S series

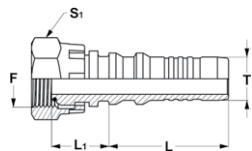


RACCORDI SERIE WL/1

HOSE FITTINGS TYPE WL/1

# A604071

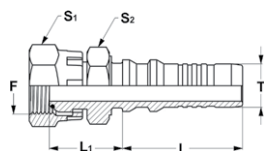
Femmina girevole BSP cono 60°  
BSP female swivel cone 60°



T		RIFERIMENTO REFERENCE	F	L	L1	S1
MM.	IN.		GAS CIL.BSPP			
20	3/4	A604071/200	3/4	54	27	32
20	3/4	A604071/202	1"	54	30	41
25	1"	A604071/250	1"	70	30	41
32	1" 1/4	A604071/320	1" 1/4	89	35	50
40	1" 1/2	A604071/400	1" 1/2	93	38	55

# A604291

Femmina girevole BSP cono 60°  
con controdado di fermo  
BSP female swivel cone 60° with  
counternut



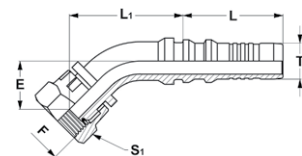
T		RIFERIMENTO REFERENCE	F	L	L1	S1	S2
MM.	IN.		GAS CIL.BSPP				
20	3/4	A604291/200	3/4	54	33	32	27
20	3/4	A604291/202	1"	54	32	41	32
25	1"	A604291/250	1"	70	37	41	32
32	1" 1/4	A604291/320	1" 1/4	89	43	50	42
40	1" 1/2	A604291/400	1" 1/2	93	45	55	46



T		RIFERIMENTO REFERENCE	F	L	L <sub>1</sub>	E	S <sub>1</sub>
MM.	IN.		GAS CIL.BSPP				
20	3/4	A604082/200	3/4	54	62	26	32
20	3/4	A604082/202	1"	54	76	30	41
25	1"	A604082/250	1"	70	71	31	41
32	1"1/4	A604082/320	1"1/4	89	98	42	50
40	1"1/2	A604082/400	1"1/2	93	122	54	55

### A604082

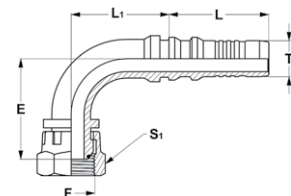
Femmina girevole a 45° BSP  
cono 60°  
45° BSP female swivel cone 60°



T		RIFERIMENTO REFERENCE	F	L	L <sub>1</sub>	E	S <sub>1</sub>
MM.	IN.		GAS CIL.BSPP				
20	3/4	A604093/200	3/4	54	53	55	32
20	3/4	A604093/202	1"	54	53	59	41
25	1"	A604093/250	1"	70	61	66	41
32	1"1/4	A604093/320	1"1/4	89	85	89	50
40	1"1/2	A604093/400	1"1/2	93	100	108	55

### A604093

Femmina girevole a 90° BSP  
cono 60°  
90° BSP female swivel cone 60°

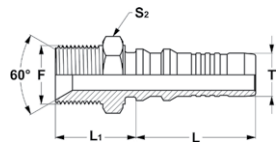


RACCORDI SERIE WL/1

HOSE FITTINGS TYPE WL/1

# A604103

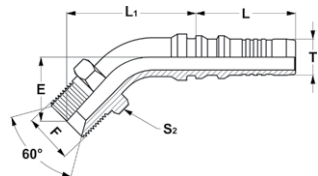
Maschio BSP cono 60°  
BSP male cone 60°



T		RIFERIMENTO REFERENCE	F	L	L1	S2
MM.	IN.		GAS CIL.BSPP			
20	3/4	A604103/200	3/4	54	36	30
20	3/4	A604103/202	1"	54	40	36
25	1"	A604103/250	1"	70	41	36
32	1"1/4	A604103/320	1"1/4	89	42	46
40	1"1/2	A604103/400	1"1/2	93	47	50

# A604455

Maschio a 45° BSP cono 60°  
45° BSP male cone 60°



T		RIFERIMENTO REFERENCE	F	L	L1	E	S2
MM.	IN.		GAS CIL.BSPP				
20	3/4	A604455/200	3/4	54	68	33	30
20	3/4	A604455/202	1"	54	71	36	36
25	1"	A604455/250	1"	70	78	38	36
32	1"1/4	A604455/320	1"1/4	89	99	44	46
40	1"1/2	A604455/400	1"1/2	93	120	52	50

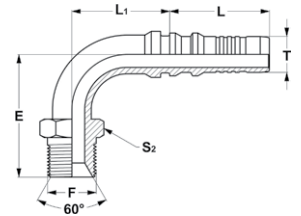




T		RIFERIMENTO REFERENCE	F GAS CIL.BSPP	L	L <sub>1</sub>	E	S <sub>2</sub>
MM.	IN.						
20	3/4	A604499/200	3/4	54	53	64	30
20	3/4	A604499/202	1"	54	53	68	36
25	1"	A604499/250	1"	70	61	75	36
32	1"1/4	A604499/320	1"1/4	89	85	91	46
40	1"1/2	A604499/400	1"1/2	93	100	105	50

### A604499

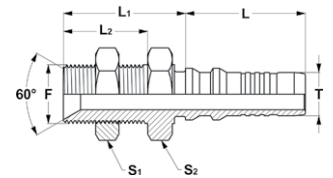
Maschio a 90° BSP cono 60°  
90° BSP male cone 60°



T		RIFERIMENTO REFERENCE	F GAS CIL.BSPP	L	L <sub>1</sub>	L <sub>2</sub>	S <sub>1</sub>	S <sub>2</sub>
MM.	IN.							
20	3/4	A604334/200	3/4	54	54	38	36	36
20	3/4	A604334/202	1"	54	58	41	41	38
25	1"	A604334/250	1"	70	59	41	41	41
32	1"1/4	A604334/320	1"1/4	89	62	44	50	50
40	1"1/2	A604334/400	1"1/2	93	68	48	60	60

### A604334

Passaparete maschio BSP cono 60°  
BSP bulkhead male cone 60°

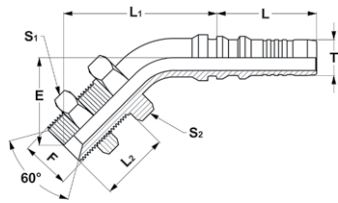


RACCORDI SERIE WL/1

HOSE FITTINGS TYPE WL/1

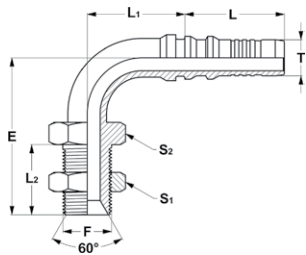
# A604378

Passaparete maschio a 45° BSP  
cono 60°  
45° BSP bulkhead male cone 60°



# A604411

Passaparete maschio a 90° BSP  
cono 60°  
90° BSP bulkhead male cone 60°



T		RIFERIMENTO REFERENCE	F	L	L <sub>1</sub>	L <sub>2</sub>	E	S <sub>1</sub>	S <sub>2</sub>
MM.	IN.		GAS CIL.BSPP						
20	3/4	A604378/200	3/4	54	80	38	45	36	36
20	3/4	A604378/202	1"	54	84	41	48	41	38
25	1"	A604378/250	1"	70	91	41	51	41	41
32	1" 1/4	A604378/320	1" 1/4	89	113	44	58	50	50
40	1" 1/2	A604378/400	1" 1/2	93	135	48	67	60	60

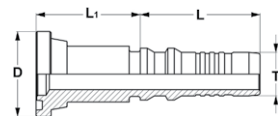
T		RIFERIMENTO REFERENCE	F	L	L <sub>1</sub>	L <sub>2</sub>	E	S <sub>1</sub>	S <sub>2</sub>
MM.	IN.		GAS CIL.BSPP						
20	3/4	A604411/200	3/4	54	53	38	81	36	36
20	3/4	A604411/202	1"	54	53	41	86	41	38
25	1"	A604411/250	1"	70	61	41	93	41	41
32	1" 1/4	A604411/320	1" 1/4	89	85	44	111	50	50
40	1" 1/2	A604411/400	1" 1/2	93	100	48	126	60	60



T		RIFERIMENTO REFERENCE	DN	D	L	L <sub>1</sub>
MM.	IN.					
20	3/4	A604181/200	3/4	38.1	54	47
20	3/4	A604181/201	1"	44.5	54	48
25	1"	A604181/250	1"	44.5	70	48
25	1"	A604181/251	1" 1/4	50.8	70	53
32	1" 1/4	A604181/320	1" 1/4	50.8	89	54
40	1" 1/2	A604181/400	1" 1/2	60.3	93	51

### A604181

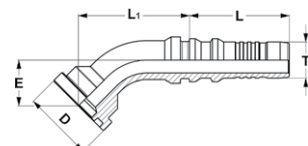
Flangia diritta SAE 3000 PSI  
Straight SAE flange 3000 PSI



T		RIFERIMENTO REFERENCE	DN	D	L	L <sub>1</sub>	E
MM.	IN.						
20	3/4	A604202/200	3/4	38.1	54	60	25
20	3/4	A604202/201	1"	44.5	54	64	28
25	1"	A604202/250	1"	44.5	70	68	29
25	1"	A604202/251	1" 1/4	50.8	70	69	29
32	1" 1/4	A604202/320	1" 1/4	50.8	89	90	34
40	1" 1/2	A604202/400	1" 1/2	60.3	93	110	42

### A604202

Flangia a 45° SAE 3000 PSI  
45° SAE flange 3000 PSI

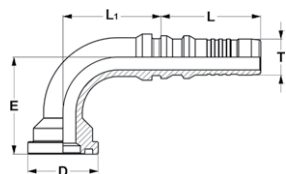


RACCORDI SERIE WL/1

HOSE FITTINGS TYPE WL/1

# A604224

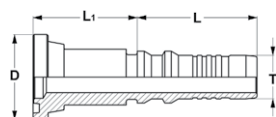
Flangia a 90° SAE 3000 PSI  
90° SAE flange 3000 PSI



T		RIFERIMENTO REFERENCE	DN	D	L	L <sub>1</sub>	E
MM.	IN.						
20	3/4	A604224/200	3/4	38.1	54	53	53
20	3/4	A604224/201	1"	44.5	54	53	58
25	1"	A604224/250	1"	44.5	70	61	62
25	1"	A604224/251	1"1/4	50.8	70	61	62
32	1"1/4	A604224/320	1"1/4	50.8	89	85	78
40	1"1/2	A604224/400	1"1/2	60.3	93	100	91

# A604192

Flangia diritta SAE 6000 PSI  
Straight SAE flange 6000 PSI



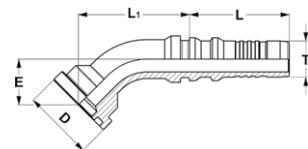
T		RIFERIMENTO REFERENCE	DN	D	L	L <sub>1</sub>
MM.	IN.					
20	3/4	A604192/200	3/4	41.3	54	50
20	3/4	A604192/201	1"	47.6	54	56
25	1"	A604192/250	1"	47.6	70	58
25	1"	A604192/251	1"1/4	54	70	70
32	1"1/4	A604192/320	1"1/4	54	89	67
40	1"1/2	A604192/400	1"1/2	63.5	93	75
50	2"	A604192/500	2"	79.4	97	85



T		RIFERIMENTO REFERENCE	DN	D	L	L <sub>1</sub>	E
MM.	IN.						
20	3/4	A604213/200	3/4	41.3	54	64	28
20	3/4	A604213/201	1"	47.6	54	69	34
25	1"	A604213/250	1"	47.6	70	74	34
25	1"	A604213/251	1" 1/4	54	70	77	37
32	1" 1/4	A604213/320	1" 1/4	54	89	95	39
40	1" 1/2	A604213/400	1" 1/2	63.5	93	120	52
50	2"	A604213/500	2"	79.4	97	140	59

### A604213

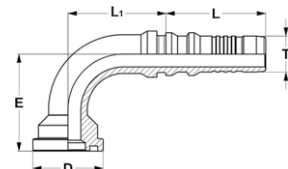
Flangia a 45° SAE 6000 PSI  
45° SAE flange 6000 PSI



T		RIFERIMENTO REFERENCE	DN	D	L	L <sub>1</sub>	E
MM.	IN.						
20	3/4	A604235/200	3/4	41.3	54	53	58
20	3/4	A604235/201	1"	47.6	54	53	66
25	1"	A604235/250	1"	47.6	70	61	70
25	1"	A604235/251	1" 1/4	54	70	61	74
32	1" 1/4	A604235/320	1" 1/4	54	89	85	85
40	1" 1/2	A604235/400	1" 1/2	63.5	93	100	105
50	2"	A604235/500	2"	79.4	97	126	128

### A604235

Flangia a 90° SAE 6000 PSI  
90° SAE flange 6000 PSI

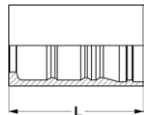


## RACCORDI SERIE WL/1

## HOSE FITTINGS TYPE WL/1

**A614006**

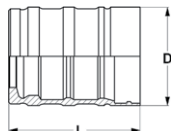
Boccola per tubo 4SH  
 Ferrule for hose 4SH



T		RIFERIMENTO REFERENCE	DN	D	L
MM.	IN.				
20	3/4	A614006/20	3/4	38	57
25	1"	A614006/25	1"	46	69
32	1" 1/4	A614006/32	1" 1/4	57	84
40	1" 1/2	A614006/40	1" 1/2	67	89
50	2"	A614006/50	2"	81	95

**A614017**

Boccola per tubo R13  
 Ferrule for hose R13



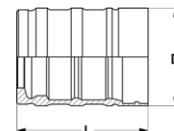
T		RIFERIMENTO REFERENCE	DN	D	L
MM.	IN.				
20	3/4	A614017/20	3/4	39	57
25	1"	A614017/25	1"	48	69
32	1" 1/4	A614017/32	1" 1/4	61	82
40	1" 1/2	A614017/40	1" 1/2	70	89
50	2"	A614017/50	2"	85	95

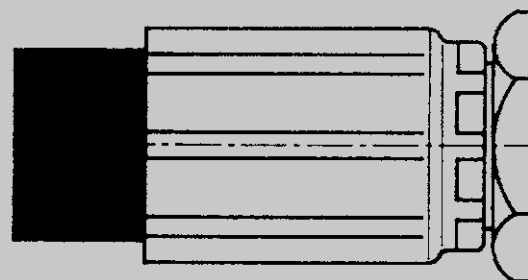


T		RIFERIMENTO REFERENCE	DN	D	L
MM.	IN.				
20	3/4	A614028/20	3/4	38	57
25	1"	A614028/25	1"	46	69
32	1" 1/4	A614028/32	1" 1/4	62	82
40	1" 1/2	A614028/40	1" 1/2	70	89

## A614028

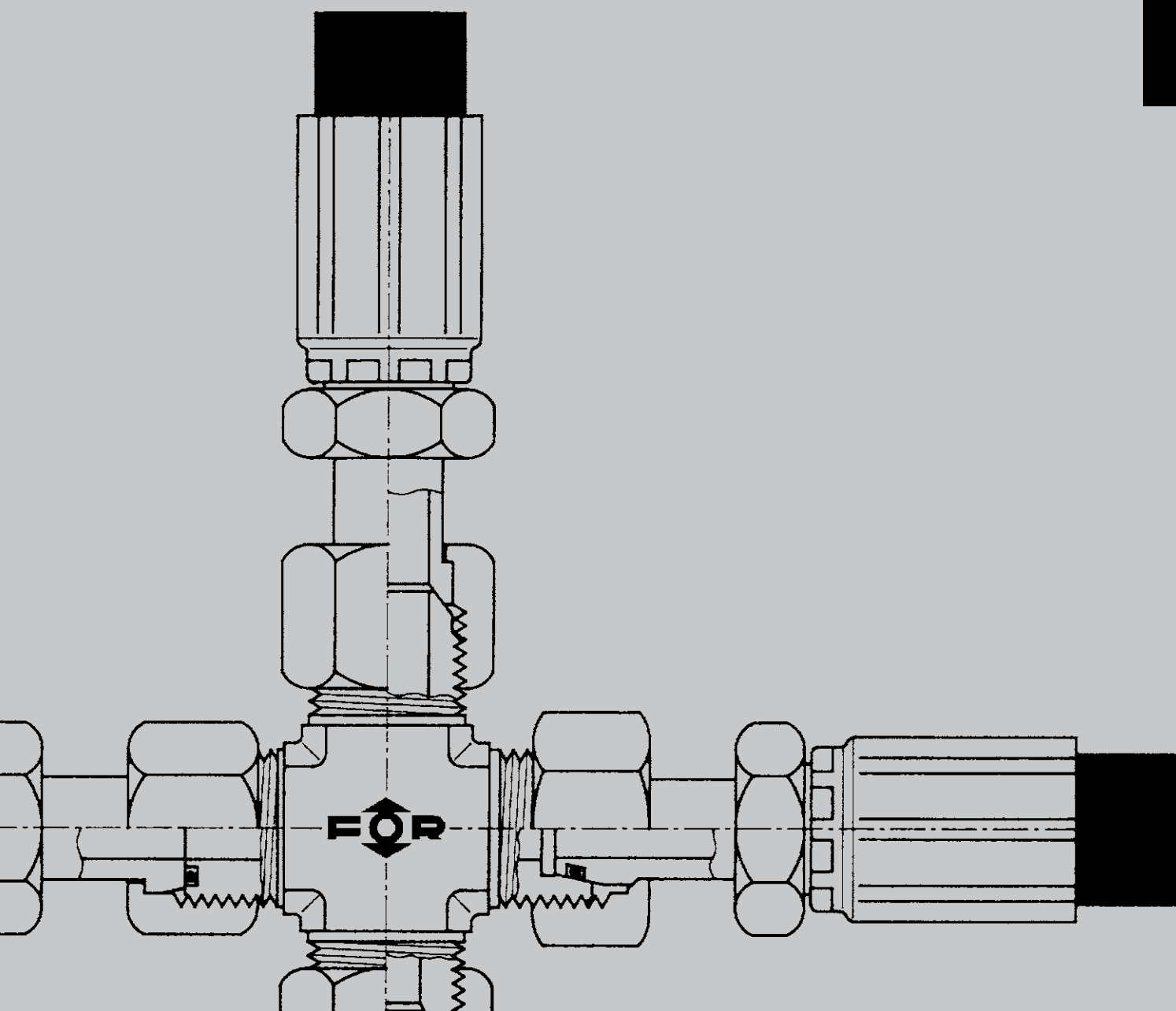
Boccola per tubo R15  
Ferrule for hose R15







INDICE NUMERICO  
NUMERIC INDEX



# INDICE NUMERICO

## NUMERICAL INDEX

PAGINA PAGE	CODICE CODE								
61	A301108	150	A602530	278	A604356	91	A622375	99	A632040
105	A301108	155	A602552	283	A604367	101	A622386	184	A632051
127	A301108	160	A602563	288	A604378	102	A622397	190	A632062
166	A301108	145	A602574	273	A604389	117	A622407	195	A632073
211	A301108	151	A602585	278	A604390	118	A622418	200	A632084
255	A301108	156	A602606	283	A604400	119	A622429	205	A632095
60	A301119	161	A602617	288	A604411	121	A622430	63	A652013
104	A301119	145	A602628	271	A604422	124	A622441	107	A652046
126	A301119	151	A602639	276	A604433	125	A622452	129	A652079
165	A301119	156	A602651	281	A604444	123	A622463	213	A652091
210	A301119	161	A602662	286	A604455	128	A622474	51	A652145
254	A301119	143	A602673	272	A604466	122	A622485	53	A652156
141	A602002	149	A602684	277	A604477	212	A622496	58	A652167
167	A602006	154	A602705	282	A604488	62	A622506	56	A652178
142	A602013	159	A602716	287	A604499	80	A622517	76	A652200
167	A602017	144	A602727	260	A612125	86	A622528	81	A652211
142	A602024	150	A602738	259	A612136	91	A622539	97	A652222
168	A602028	155	A602750	170	A613005	96	A622540	87	A652233
143	A602035	160	A602761	171	A613016	106	A622551	92	A652244
168	A602039	269	A604004	292	A614006	128	A622562	101	A652255
146	A602046	270	A604015	292	A614017	212	A622573	103	A652266
169	A602050	270	A604026	293	A614028	64	A622584	117	A652277
147	A602057	271	A604037	211	A622005	108	A622595	119	A652288
169	A602061	274	A604048	60	A622016	186	A622627	124	A652299
147	A602068	275	A604059	104	A622027	75	A622638	122	A652309
170	A602072	275	A604060	126	A622038	130	A622649	77	A652464
157	A602079	284	A604071	210	A622049	181	A622782	83	A652475
158	A602080	285	A604082	64	A622060	186	A622793	88	A652486
158	A602091	285	A604093	108	A622071	192	A622803	93	A652497
148	A602094	286	A604103	130	A622082	197	A622814	98	A652507
159	A602101	281	A604147	214	A622093	202	A622825	182	A652529
148	A602105	279	A604158	51	A622177	181	A622836	187	A652530
154	A602222	280	A604169	52	A622188	192	A622847	193	A652541
152	A602244	280	A604170	53	A622199	197	A622858	198	A652552
153	A602266	289	A604181	55	A622209	202	A622869	203	A652563
153	A602288	290	A604192	58	A622210	183	A622870	183	A652574
162	A602299	289	A604202	59	A622221	189	A622881	189	A652585
163	A602309	291	A604213	57	A622232	194	A622892	194	A652596
162	A602310	290	A604224	62	A622243	199	A622902	199	A652606
164	A602321	291	A604235	56	A622254	204	A622913	204	A652617
163	A602332	276	A604246	106	A622265	207	A622924	207	A652628
164	A602343	274	A604268	75	A622287	208	A622935	209	A652639
166	A602354	269	A604279	77	A622298	214	A622946	79	A662009
165	A602376	279	A604280	80	A622308	61	A622968	85	A662010
149	A602398	284	A604291	83	A622319	105	A622979	90	A662021
146	A602475	272	A604301	96	A622320	127	A622990	95	A662032
141	A602486	277	A604312	98	A622331	78	A632006	100	A662043
152	A602507	282	A604323	88	A622342	84	A632017	185	A662054
157	A602518	287	A604334	93	A622353	89	A632028	191	A662065
144	A602529	273	A604345	86	A622364	94	A632039	196	A662076

# INDICE NUMERICO NUMERICAL INDEX

201	A662087	79	A682007	241	FA602507
206	A662098	85	A682018	246	FA602518
63	A672014	90	A682029	228	FA602529
107	A672047	95	A682030	234	FA602530
129	A672070	100	A682041	239	FA602541
213	A672092	185	A682052	244	FA602552
52	A672146	191	A682063	249	FA602563
54	A672157	196	A682074	229	FA602574
59	A672168	201	A682085	235	FA602585
57	A672179	206	A682096	240	FA602596
65	A672180	225	FA602002	245	FA602606
76	A672201	256	FA602006	250	FA602617
81	A672212	226	FA602013	229	FA602628
97	A672223	256	FA602017	235	FA602639
87	A672234	226	FA602024	240	FA602640
92	A672245	257	FA602028	245	FA602651
102	A672256	227	FA602035	250	FA602662
103	A672267	257	FA602039	227	FA602673
118	A672278	230	FA602046	233	FA602684
120	A672289	258	FA602050	238	FA602695
125	A672290	231	FA602057	243	FA602705
123	A672300	258	FA602061	248	FA602716
109	A672311	231	FA602068	228	FA602727
131	A672322	259	FA602072	234	FA602738
215	A672333	246	FA602079	239	FA602749
78	A672465	247	FA602080	244	FA602750
84	A672476	247	FA602091	249	FA602761
89	A672487	232	FA602094		
94	A672498	248	FA602101		
99	A672508	232	FA602105		
182	A672520	238	FA602211		
187	A672531	243	FA602222		
193	A672542	236	FA602233		
198	A672553	241	FA602244		
203	A672564	237	FA602255		
184	A672575	242	FA602266		
190	A672586	237	FA602277		
195	A672597	242	FA602288		
200	A672607	251	FA602299		
205	A672618	252	FA602309		
208	A672629	251	FA602310		
209	A672630	253	FA602321		
54	A672641	252	FA602332		
82	A672652	253	FA602343		
120	A672663	255	FA602354		
188	A672674	254	FA602376		
55	A672685	233	FA602398		
82	A672696	230	FA602475		
121	A672707	225	FA602486		
188	A672718	236	FA602497		









